



2023

MEDIA GUIDE



OUR TEAM. OUR CITY.



2023 SEASON SCHEDULE



JAKE CERESNA | DL


**OUR TEAM.
OUR CITY.**

MAY 22 | 2:00 PM @ 


MAY 27 | 2:00 PM VS 


JUN. 11 | 5:00 PM VS 

JUN. 17 | 5:00 PM @ 

JUN. 25 | 5:00 PM VS 


JUN. 30 | 5:30 PM @ 


JUL 6 | 7:00 PM @ 

JUL 13 | 7:00 PM VS 


JUL 20 | 6:30 PM @ 

JUL 29 | 5:00 PM VS 

AUG. 10 | 7:00 PM VS 


AUG. 17 | 5:30 PM @ 


AUG. 27 | 5:00 PM VS 

SEP. 4 | 5:00 PM @ 

SEP. 9 | 5:00 PM VS 

SEP. 15 | 7:30 PM @ 

SEP. 22 | 7:30 PM VS 

OCT. 6 | 5:00 PM @ 

OCT. 14 | 2:00 PM VS 


OCT. 21 | 5:00 PM @ 



TABLE OF CONTENTS

Table of Contents	1
Stay Connected	2
Stadium Facts	3
PERSONNEL	5
Staff Directory	6-7
Board of Directors	8
President and CEO Victor Cui	9
Management, Coaches and Staff	10-15
PLAYERS	17-69
2022 IN REVIEW	71
Elks Individual Statistics	72-73
Elks Highlights	73-74
Regular Season Highlights	75
CFL Final Standings	76
CFL Award Winners	76
CFL All-Stars	77
CFLPA All-Stars	77
Last Time It Happened	78-79
RECORDS	81
Opponents	82-91
Elks Individual Record Regular Season	92-101
Elks 1,000 Yard Club	102
Elks Team Records	103-111
CFL Regular Season Records Held or Shared by Elks Teams	112
CFL Regular Season Records Held or Shared by Elks Players	113
Season Standings 2022-1911	114-115
Playoff Records Since 1949	116-117
Grey Cup Records	118-119
Western Conference Standings	120-121
HISTORY	123
Moments in Green and Gold History	124-131
All-Time Results	132-143
Elks Player Awards and Western/Northern All-Stars	144-145
Edmonton Elks Wall of Honour	146-154
Edmonton Elks Hall of Fame	155
All-Time CFL All-Stars	156
All-Time Western/Northern All-Stars	157-158
David Boone Award	159
Elks All-Time Draft	160-169
Elks Head Coaches 1949-Present	170-171
Elks Coaching Records 1911-2022	172
Elks Opponent Coaching Records	173
Elks All-Time Assistant Coaches	174-175
Elks Honour Roll	176-183
Edmonton Elks Entertainment Team	184-185
Media Information	186
Seating Map	187
Stadium Map	188



EDMONTON ELKS FOOTBALL CLUB

*Commonwealth Stadium
11000 Stadium Road
Edmonton, AB. T5H-4E2*

The Edmonton Elks are proud members of the Canadian Football League, playing their home games at Commonwealth Stadium in Edmonton, Alberta.

The club, officially renamed the Elks in June of 2021, has a tradition of excellence having won 14 Grey Cup championships (1954-56, 1975, 1978-82, 1987, 1993, 2003, 2005, 2015). Since its founding, the club has been community-owned and remains focused on providing outstanding football memories for Edmonton and all of Northern Alberta.

Senior Manager, Marketing and Communications - EVAN DAUM
evan.daum@goelks.com | 780-719-6820

Coordinator, Communications (Media relations) - HERNAN SALAS
hernan.salas@goelks.com | 780-886-2992

Photography - DALE MACMILLAN & CP IMAGES

Statistician - BRIAN DESJARLAIS

Design - MATHEW HALE, BROOKE TKACHUK, BRIAN SWANE, HERNAN SALAS

Printing - CAPITAL COLOUR

STAY CONNECTED

WWW.GOELKS.COM



@GoElks



@GoElks



@goelks

Commonwealth Stadium

Edmonton's
super
stadium

Cost: \$20.9 million

Original capacity: 42,500

Current capacity: 56,136

Opening night: August 3, 1978 (Commonwealth Games)

Original Surface: Natural grass

First CFL game: August 30, 1978 (18-10 W vs. B.C.)

HISTORY/DEVELOPMENT

- **1983:** Capacity expanded to 60,081 for World Universiade Games.
- **2001:** Renovations completed for the 2001 World Championships in Athletics (\$22.17 M).
- **2010:** Field Turf installed, replacing natural grass surface.
- **2012:** Commonwealth Community Rec. Centre opened to the public. Field house, Elks locker room, offices, and store centerpieces of the project. Total project cost of \$110 M, with Elks contributing \$7.5 M.
- **2013:** Stadium's original seats replaced. Capacity reduced to 56,136 to accommodate wider seats. LED boards installed at field level.
- **2014:** Jumbotron and sound system upgraded, along with visiting team and official's locker room renovations.
- **2015:** FIFA Women's World Cup hosted. TELUS Wi-Fi installed throughout stadium.
- **2016:** Wall of Honour relocated to field level. LED ribbon boards installed in upper decks. Party decks installed in North end lower bowl.

EDMONTON ELKS FIRSTS

First game: Edmonton (18) vs. B.C. (10) | Aug. 30, 1978 (42,768)

First playoff game: Edmonton (26) vs. Calgary (13) (West Final) | Nov. 18, 1978 (42,673)

COMMONWEALTH RECORDS

Largest reg. season crowd: 62,517 - CFL record | Edmonton (20) vs. Saskatchewan (23) | Sept. 26, 2009

Largest division playoff crowd: 52,709 (sellout) | Edmonton (22) vs. B.C. (16) (West Final) | Nov. 15, 1981

Largest Grey Cup crowd: 63,317 (sellout) | Montreal (21) vs. Saskatchewan (18) | Nov. 24, 2010

Largest event crowd: 66,835 (sellout) | U2 360° Tour | June 1, 2011

GREY CUP GAMES


72nd | Winnipeg (47) vs. Hamilton (17) | 60,081 | Nov. 18, 1984

85th | Toronto (47) vs. Saskatchewan (23) | 60,431 | Nov. 16, 1997

90th | Montreal (25) vs. Edmonton (16) | 62,531 | Nov. 24, 2002

98th | Montreal (21) vs. Saskatchewan (18) | 63,317 (record) | Nov. 28, 2010

106th | Calgary (27) vs. Ottawa (16) | 55,819 | Nov. 25, 2018





PERSONNEL



EDMONTON ELKS FOOTBALL CLUB

STAFF DIRECTORY

EXECUTIVE

Victor Cui	President and CEO
Tom Richards	Chair, Board of Directors
Kara Flynn	Treasurer
Brent Hesje	Secretary
Mike Bacchus	Director, Board of Directors
Darryl Boessenkool	Director, Board of Directors
Kevin Parkes	Director, Board of Directors
Zahra Somani	Director, Board of Directors
Paul Ingram	Director, Board of Directors
Jordan Slator	Director, Board of Directors
Allan Watt	VP, Stakeholder Relations, Gameday Presentation
Catherine Maier	Executive Assistant to the President and CEO
Vanessa Potter	CFO & VP Business Administration
Michelle Aquin-Lundy	Manager, HR and Payroll
Asid Dean	Manager, Finance
Amy Fraser	Coordinator, Finance and Payroll Finance
Megan Dargatz	Coordinator, Finance

FOOTBALL OPERATIONS

Coaches

Chris Jones	Head Coach, Defensive Coordinator
Stephen McAdoo	Asst. Coach & Offensive Coordinator
Jarious Jackson	Pass Game Coordinator and Quarterbacks Coach
Markus Howell	Run Game Coordinator and Wide Receivers Coach
Demetrious Maxie	Defensive Line Coach
Cam Robinson	Linebackers Coach
Stephen Sorrells	Offensive Line Coach
Brandon Isaac	Defensive Backs Coach
Jordan Linnen	Running Backs Coach
Mike Scheper	Special Teams Coach
Mike Daniels	Special Teams Asst. & Chief of Staff
Ben Minaker	Data Analyst
Erin Craig	Strength & Conditioning Coach

Front Office

Chris Jones	General Manager
Geroy Simon	Assistant General Manager
Frantz Clarkson	Manager of Football Operations
Sammy Gahagan	Director of US Scouting

Medical Staff

Brian Cheeseman	Director of Sports Medicine and Rehabilitation
Lisa Swallow	Assistant Athletic Therapist and Physical Therapist
Dr. Dhiren Naidu	Medical Director and Head Team Physician
Dr. Boris Boyko	Sports Medicine Team Physician
Dr. Jeff Robinson	Sports Medicine Team Physician
Dr. John Clarke	Sports Medicine Team Physician
Dr. Adam Keough	Sports Medicine Team Physician
Dr. Carlo Panaro	Orthopedic Surgery Consultant
Dr. Lee Ekert	Orthopedic Surgery Consultant

Equipment Staff

Dan Rosnau	Head Equipment Manager
Braden Spong	Assistant Equipment Manager

Video Staff

Ross Talbert	Video Coordinator
---------------------	-------------------

BUSINESS OPERATIONS

Marketing and Communications

Evan Daum	Senior Manager, Marketing and Communications
Evan Jones	Manager, Marketing
Hernan Salas	Communications Coordinator (Media Relations)

Ticketing

Deb McAvoyn	Director, Ticket Operations
Derek Yeomans	Director of Ticket Sales & Service
Courteny Vogel	Ticket Finance Coordinator
Katrina Lee	Corporate Account Manager
Steve Andrusiak	Senior Account Executive
Andrew Campbell	Account Executive
Karter Fehr	Account Executive
Tom McIntyre	Account Executive

Partnerships

Brad Shewciw	VP, Corporate Partnerships
Ryan Jagoe	Manager, Corporate Partnerships and Suites
Shahbaz Dhillon	Manager, Corporate Partnerships
Stephanie Montgomery	Manager, Corporate Partnerships
Brett Jackson	Manager, Partnership Servicing
Kevin Hense	Corporate Partnerships and Suite Specialist
Eric Wentzel	Partnership Activation Specialist
Caralee McGovern	Coordinator, Partnerships

Community

Ryan Bird	Coordinator, Community Relations
Brian Swane	Coordinator, Communications and Community Relations

Game Day Presentations

Riley Jans	Manager, Game Presentation and Events
Alana Davis	Manager, Game Day Operations
Jen Zandstra	Specialist, Game Presentation
Karen Kondoski	Manager, Elks Entertainment Teams

Customer Service

Rebecca Hogan	Manager, Sales and Service
Michelle Jones	Customer Service Representative
Caitlin McKinnon	Customer Service Representative
Sophia Wayman	Customer Service Representative
Hudsyn Arnold	Receptionist, Customer Service Representative

Merchandise

Jenn Johnson	Director, Retail Operations
Kristine Ashdown	Manager Team Store
Norma Fogg	Merchandise Associate
Rachel Butler	Manager, Retail Operations
Spencer Cleave	Assistant, Retail Operations

Digital and Graphics Team

Richard Bagan	Developer, Digital Media
Brent Stephen	Digital Media Coordinator
Jill Meagher	Digital Content Coordinator
Brooke Tkachuk	Graphic Designer
Daniel Trojillo	Graphic Designer

INFORMATION TECHNOLOGY

Darryl Kushneryk	Systems Administrator
Brandon Pariseau	Desktop Administrator

MAIN LINE NUMBERS

Team Store/ Reception	780-448-1525
Customer Service	780-448-3557
Customer Service Text	587-206-4030
Sales Office	780-508-8500
City Maintenance	780-719-8458
Jason Fesyk (City)	---
Nate Feller (Security)	---
Ticketmaster	1-855-375-4666
City- 311	780-442-5310





BOARD OF DIRECTORS

PERSONNEL



Tom Richards
Chair



Kara Flynn
Treasurer



Brent Hesje
Secretary



Darryl Boessenkool
Director



Mike Bacchus
Director



Kevin Parkes
Director



Zahra Somani
Director



Paul Ingram
Director



Jordan Slator
Director



VICTOR CUI

PRESIDENT AND CEO

Born and raised in Edmonton, Alberta, Victor Cui is the President and CEO of the Edmonton Elks Football Club – one of the flagship franchises in the Canadian Football League and 14-time Grey Cup champions. Cui was announced as the club's president on January 25, 2022, and brings a wealth of global sports experience to the hometown team he grew up cheering for.

Prior to his homecoming with the Elks, Cui rose to prominence on the global sports scene with mixed martial arts promotion ONE Championship. Cui served in a variety of roles with ONE, beginning as a co-founder and the company's first CEO in 2010.

Over his decade-plus run with ONE, Cui played a central role in growing the company to become Asia's largest sports media property, with broadcasts to more than 150 countries. Thanks in part to Cui's leadership and vision, the company held a total valuation of more than \$1 billion (USD) as of January 2022.

Cui's other sports experience is extensive, as he previously worked on the Commonwealth Games, the Sydney Olympics, the PGA Tour Bell Canadian Open Championship, the LPGA Tour BMO Women's Open, the X Games Asia, the World Series of Pool, World Futsal and the creation of ESPN's Martial Combat.

His first university scholarship was from the Double E and he went on to graduate from the University of Alberta where he also served as Students' Union Vice President Internal while studying political science. He is a dedicated husband and father, and lives with his wife, two children, and parents in Edmonton.

Cui is a proud member of the Canadian Filipino community, with his parents moving to Edmonton from the Philippines in the 1960's. Cui and his brother's first introduction to sport came in the form of boxing – their father's favourite sport. Cui went on to become fascinated with martial arts, specifically taekwondo. Both he and his wife are black belts in the sport, a passion they have passed down to their son and daughter.

In addition to his professional and family commitments, Cui is an active member of the Edmonton community. He serves as a mentor for the University of Alberta's ThresholdImpact Mentoring Service (VMS), helping develop Alberta's next generation of entrepreneurs through guidance and support. Cui serves as a public member on the Board of Governors for MacEwan University. He also serves as a board member for the Parkinson's Association of Alberta – a cause which is close to his heart after his father was diagnosed with the disease.





CHRIS JONES (South Pittsburgh, TN) **GENERAL MANAGER, HEAD COACH, AND DEFENSIVE COORDINATOR**



ABOUT COACH JONES

Enters his seventh season as a CFL head coach and fifth as a general manager. In three seasons with Edmonton (2014-2015/2022), Jones has a regular season record of 30-24 (57-51 overall) and won the 103rd Grey Cup in 2015. In Saskatchewan (2016-18) he became their V.P. of football operations, general manager, and head coach. His three years in Saskatchewan included two playoff appearances, losing in the East Final (2017) and the West Semi-Final (2018).

The native of South Pittsburgh, Tenn., entered the CFL in 2002 as the defensive line coach with the Montreal Alouettes and was named defensive coordinator the following season, a role he held until 2007.

As a defensive coordinator, he would go on to spend time with the Calgary Stampeders and Toronto Argonauts from 2008 to 2013, leading him to his first head coaching job in 2014 with the Edmonton Eskimos.

Coaching at various levels since 1993, Jones headed south to join the Cleveland Browns as a Senior defensive assistant (2019-20) following his three seasons with the Riders. In 2021, he was the head coach at South Pittsburgh High School and was added to the Argos coaching staff as a defensive consultant in September for his second tour of duty in Toronto.

NEED TO KNOW

- First coach in Edmonton franchise history to have two separate tenures and the first to hold roles of GM and head coach simultaneously.
- 2018 CFL Coach of the Year in Saskatchewan.
- Grey Cup champion in 2002, 2008, 2012, 2015.
- First taste of the CFL came in 1999 as a training camp guest coach under Don Matthews in Edmonton.
- Graduate assistant coach at Tennessee Tech (1995-96) and Alabama (1997).
- Began his coaching career in 1993 as an assistant coach at North Jackson High School in Jackson County, Alabama.



**GEROY
SIMON**

(Johnstown, PA)

**ASSISTANT
GENERAL MANAGER**

ABOUT

Simon is in his second year with the Double E after spending seven seasons as part of the B.C. Lions front office, most recently as Director for Global Scouting and US Regional Scout.

Simon is responsible for assisting Jones in all areas of football operations, including scouting, signing players, assisting with the salary cap, and managing the team's negotiation list.

A 15-year veteran of the CFL as a player, Simon broke into the league in 1999 with the Winnipeg Blue Bombers before going on to spend 12 seasons with the B.C. Lions from 2001 to 2012 where he became the all-time career leader in CFL receiving yards with 16,352 yards and was inducted into the Canadian Football Hall of Fame in 2017.

NEED TO KNOW:

- 2022-present: Edmonton Elks | Asst. General Manager
- 2015-21: B.C. Lions | Director of Global Scouting and US Regional Scout, Director of Canadian Scouting
- 2014: Saskatchewan Roughriders | Club Ambassador and Area Scout



**SAMMY
GAHAGAN**

(Daytona Beach, FL)

**DIRECTOR OF U.S.
SCOUTING**

ABOUT

A native of Daytona Beach, Fla., Gahagan joined the Elks in 2022 after spending time with three CFL teams as a scout in Saskatchewan, BC, and Montreal. Sammy also played college football at Ottawa University (Kansas) (2002-2003) and worked as an agent advisor with Axios Sports Management from 2006 to 2016.

NEED TO KNOW:

- 2022-present: Edmonton Elks | Director of US Scouting
- 2021: Montreal Alouettes | Special Asst. to GM/ Southeast US Scout
- 2019: B.C. Lions | Southeast Regional Scout
- 2016-19: Saskatchewan Roughriders | Southeast Regional Scout
- 2004-10: Lindenwood University (NCAA Div. II) | Director of Football Operations/ Assistant Recruiting Coordinator



**FRANTZ
CLARKSON**

(Toronto, ON)

**MANAGER OF FOOTBALL
OPERATIONS**

ABOUT

Frantz is in his first season as Manager of Football Operations with the Edmonton Elks after spending the 2022 season with the Double E as the assistant strength and conditioning coach.

NEED TO KNOW:

- Drafted by the Double E in 1999.
- Played six seasons in the CFL with the Eskimos, Ottawa Renegades, and Hamilton Tiger-Cats.
- Played for the Manitoba Bisons (1996-98).
- Coached with the Edmonton Wildcats (2009-11) as well as Alberta, UBC, and St. Mary's.



STEPHEN MCADOO

(Murfreesboro, TN)

**ASST. COACH & OFFENSIVE
COORDINATOR**

COACHING HISTORY

- 2022-present: Edmonton Elks | Offensive Coordinator
- 2020-21: Toronto Argonauts | Offensive Line Coach
- 2016-19: Sask. Roughriders | Offensive Coordinator and Asst. Head Coach
- 2014-15: Edmonton Eskimos | Offensive Coordinator
- 2010-13: Toronto Argonauts | Offensive Line Coach and Run Game Coordinator
- 2003-07: Montreal Alouettes, Offensive Line and Running Backs Coach / Co-Offensive Coordinator
- 1999-2002: Tennessee Tech University | Offensive Line and Tight Ends Coach
- 1996-1998: Middle Tennessee State University | Tight Ends Coach

NEED TO KNOW:

- Entering his fourth season with Edmonton.
- Off. coordinator from 2014-15 with Edmonton, helping the team win the 2015 Grey Cup.
- Oversaw the West Division's top offence in 2014 (350.4 yards per game) and 2015 (344.2).
- Won his first Grey Cup title as Toronto's offensive line coach in 2012.
- Spent a year with the Cleveland Browns (1993), and two seasons with the Shreveport Pirates (1994-1995).



JARIUS JACKSON

(Tupelo, MS)

**PASS GAME COORDINATOR
& QUARTERBACKS COACH**

COACHING HISTORY

- 2022-present: Edmonton Elks | Pass Game Coordinator & Quarterbacks Coach
- 2021: Toronto Argonauts | Offensive Coordinator & Quarterbacks Coach
- 2018-19: B.C. Lions | Offensive Coordinator and Quarterbacks Coach
- 2016-17: Saskatchewan Roughriders | Quarterbacks Coach, Passing Game Coordinator, Player Development
- 2014-15: Edmonton Elks | Quarterbacks Coach, Passing Game Coordinator, Player Development
- 2013: B.C. Lions | Quarterbacks Coach

NEED TO KNOW:

- Grey Cup champion coach with Edmonton in 2015.
- Three-time Grey Cup champion as a player (BC in 2006 and 2011, and Toronto in 2012).
- Played eight seasons in the CFL.
- Spent three seasons with the Broncos (2000, 2002-03), appearing in five NFL games.
- Drafted in the seventh round of the 2000 NFL Draft by the Denver Broncos.
- Two-year starter at Notre Dame, setting school single-season records for passing yards (2,753), completions (184), and attempts (316) as a senior in 1999.



DEMETRIUS MAXIE

(Shreveport, LA)


**DEFENSIVE LINE
COACH**

COACHING HISTORY

- 2018-present: Edmonton Elks | Defensive Line Coach
- 2016-17: Edmonton Elks | Linebackers Coach
- 2015: Missouri Valley College (HOA / NAIA) | Defensive Line Coach & Assistant Special Teams Coordinator
- 2013-15: Edmonton Elks | Southwest Regional Scout
- 2012-15: Desert Ridge High School | Defensive Line/ Strength and Conditioning Coach
- 2010-11: University of Texas El Paso (C-USA / FBS) | Defensive Line & Linebackers Coach

NEED TO KNOW:


- 2023 will be his fifth season as Edmonton's defensive line coach.
- Since 2013, has held three separate roles with Edmonton.
- Three-time Grey Cup champion as player.
- Two-time CFL All-Star (1999, 2000).
- Played 13 seasons in the CFL (BAL, MTL, TOR, SSK, CGY).

**COACHING HISTORY**

- 2022-present: Edmonton Elks | Run Game Coordinator & Receivers Coach
- 2020-21: Toronto Argonauts | Pass Game Coordinator & Receivers Coach
- 2018-19: B.C. Lions | Receivers Coach
- 2016-17: Saskatchewan Roughriders | Receivers Coach
- 2011-15: Winnipeg Blue Bombers | Defensive and Special Teams Assistant, Linebackers Coach / Receivers Coach

NEED TO KNOW:

- Fourth season with Chris Jones, Saskatchewan (2016-17), Edmonton (2022).
- 2008 Grey Cup champion with the Stampeders.
- Played receiver and returner over decade long CFL playing career.
- Winnipeg native was a fourth-round pick in 2000 by his hometown Bombers after playing NCAA football at Texas Southern.

**COACHING HISTORY**

- 2023: Edmonton Elks | Offensive Line Coach
- 2017-22: Saskatchewan Roughriders | Offensive Line Coach
- 2016: Southern Methodist University | Offensive Line Coach
- 2015: Pearl River Community College | Offensive Line Coach & Assistant Head Coach.
- 2014: University of Alabama-Birmingham | Assistant Offensive Line Coach
- 2012-13: Kenyon College | Offensive Coordinator
- 2010-11: Occidental College | Offensive Line Coach
- 2006-07: Faulkner University | Offensive Line Coach

NEED TO KNOW:


- Five seasons (2017-22) as the offensive line coach with the Saskatchewan Roughriders.
- Three-year starter as an offensive lineman at Fort Dale Academy in Greenville, Ala.
- He is a graduate of Auburn University-Montgomery, where he earned his B.S. in Education & Sports Leadership.

**COACHING HISTORY**

- 2022-present: Edmonton Elks | Special Teams Coach
- 2020-21: Minot State University (NCAA DIV II) | Defensive Coordinator
- 2016-2019: Sask. Roughriders | OL/DL Coach, Special Teams Assistant Coach
- 2015: Edmonton Elks | Offensive Line Coach
- 2014: Winnipeg Blue Bombers | Defensive Line Coach
- 2012-2013: Portland State University (FCS) | Defensive Ends Coach
- 2011: College of the Canyons (JUCO) | Cornerbacks Coach
- 2009-2010: Saskatchewan Roughriders | Defensive Line Coach
- 2008: Fresno State University (FBS) | Graduate Assistant – Offensive Line
- 2006-2007: Glendale College (JUCO) | Assistant Offensive Line Coach
- 2003-2005: St. Francis High School (La Canada, California) | Off. Line Coach

NEED TO KNOW:

- Grey Cup champion in 2015 with Edmonton and finalist in 2009-10 with Saskatchewan.
- Played college football at Utah State University and earned a full athletic scholarship, graduating in 2002.

CAM ROBINSON
(Bridgeport, AL)
LINEBACKERS COACH

COACHING HISTORY

- 2021-present: Edmonton Elks | Linebackers Coach
- 2020: Fort Scott Community College (KJCCC / NJCAA) | Defensive Coordinator
- 2019: University of Alabama Birmingham (C-USA / FBS) | Senior Analyst
- 2016-19: Saskatchewan Roughriders | Quality Control Coach (2016)/ Linebackers Coach
- 2014-15: Louisiana Tech University (C-USA / FBS) | Defensive Assistant

NEED TO KNOW:

- Named Edmonton's linebackers coach on June 22, 2021.
- 2023 will be his third season as Edmonton's linebackers coach.
- Previous CFL coaching experience as LB coach in Saskatchewan (2016-18).
- All-Conference linebacker at Middle Tennessee State University.



JORDAN LINNEN
(Lethbridge, AB)
RUNNING BACKS COACH

COACHING HISTORY

- 2022-present: Edmonton Elks | Running Backs Coach
- 2018-2021: Simon Fraser University | Linebackers/Defensive Backs Coach & Recruiting Coordinator
- 2019: B.C. Lions | Training Camp Defensive/Special Teams Guest Coach
- 2016-2017: Langley Rams | Defensive Backs Coach

NEED TO KNOW:

- Entering his second season with the Double E.
- Linnen spent two seasons on the B.C. lions practice squad (2011-2012) and was with the Montreal Alouettes in 2015.
- Played college football at Acadia University and the University of Manitoba.
- Has spent the last 6 years working for EA Sports and the video game franchise Madden as a MoCap athlete and stunt coordinator.



BRANDON ISAAC
(Blackville, SC)
DEFENSIVE BACKS COACH

COACHING HISTORY

- 2022-present: Edmonton Elks | Defensive Backs Coach
- 2019-21: Blackville-Hilda High School (Blackville, SC) | Head Coach
- 2017-18: Saskatchewan Roughriders | Quality Control Coach

NEED TO KNOW:

- Second season with the Green and Gold.
- Coached his high school Blackville-Hilda for three seasons from 2019 to 2021.
- Made his coaching debut under Chris Jones in Saskatchewan as a quality control coach during the 2017 and 2018 seasons.
- 2012 Grey Cup champion with the Toronto Argonauts.
- Seven-year CFL playing career from 2010 to 2016.
- University of South Carolina product.



MICHAEL DANIELS
(South Pittsburgh, TN)
SPECIAL TEAMS ASST. & CHIEF OF STAFF

COACHING HISTORY

- 2022-present: Edmonton Elks | Chief of Staff

NEED TO KNOW:

- Won high school football championships as coach and player at South Pittsburgh High School.
- Previously worked as a Field Service Representative for the Tennessee American Water Company and as a military police investigator for the United States Army.



BRIAN CHEESEMAN

(Mount Pearl, NL)
DIRECTOR OF SPORTS MEDICINE AND
REHABILITATION



LISA SWALLOW

(Windthorst, SK)
ASSISTANT ATHLETIC THERAPIST
PHYSICAL THERAPIST



BRYNNA MALOUGHNEY

(Red Deer, AB)
SEASONAL ATHLETIC THERAPIST



BRENNAN MCCONAGHY

(Fredericton, NB)
SEASONAL ATHLETIC THERAPIST

MEDICAL STAFF

DR. DHIREN NAIDU
DR. BORIS BOYKO
DR. JEFF ROBINSON
DR. JOHN CLARKE
DR. ADAM KEOUGH
DR. CARLO PANARO
DR. LEE EKERT

Medical Director and Head Team Physician
Sports Medicine Team Physician
Sports Medicine Team Physician
Sports Medicine Team Physician
Sports Medicine Team Physician
Orthopedic Surgery Consultant
Orthopedic Surgery Consultant

EQUIPMENT STAFF

DAN ROSNAU
BRADEN SPONG

Equipment Manager
Assistant Equipment Manager

STRENGTH AND CONDITIONING

ERIN CRAIG

Strength and Conditioning Coach

VIDEO STAFF

ROSS TALBERT

Video Coordinator

BEN MINAKER

Data Analyst/Video



ROOKIES



LB | WOODLY APPOLON

33

Height: 6'4" **Weight:** 220 lbs **DOB:** 1996-07-26
Born: Montreal, QC **School:** Tuskegee **CFL Experience:** 0
Acquired: FA - 23

3RD-AND-SHORT

- Drafted by the Ottawa Redblacks in fifth round (40th overall) of the 2022 CFL Draft.
- In two seasons with Tuskegee University, he totalled 97 total tackles, two sacks, one interception, one forced fumble and two pass deflections.

HAVE YOU HERD

- Was selected one pick after his twin brother Wesly Appolon, who was drafted by the Double E with the 39th pick.
- Woody was also a talented basketball player growing up.



DB | DARRIUS BRATTON

24

Height: 6'0" **Weight:** 200 lbs **DOB:** 1997-08-02
Born: Roanoke, VA **School:** Virginia **CFL Experience:** 0
Acquired: FA - 23

 @lilbratt_

 @lilbratt_03

3RD-AND-SHORT

- At Virginia's pro day he recorded 38.5" in the vertical jump, 11'3" mark in the board jump, and clocked a 4.43 in the 40-yard dash.
- Appeared in 52 games for the Cavaliers, compiling 77 total tackles, one tackle for loss, 0.5 sacks and 14 passes defended.

HAVE YOU HERD

- Loves fishing and camping.
- His brother Marcus played football professionally overseas.



LB | MICHAEL BRODRIQUE

44

Height: 6'3" **Weight:** 216 lbs **DOB:** 1998-08-21
Born: Sainte-Marthe-Sur-Le-Lac, QC **School:** Montreal **CFL Experience:** 0
Acquired: Drafted 1st round in 2023 (2nd overall) by Edmonton

 @broodycaesar

 @Brodriquemick

3RD-AND-SHORT

- Drafted in the first round (2nd overall) in the 2023 CFL Draft.
- A two-time RSEQ All-Star and 2021 U SPORTS second-team All-Canadian.
- In 22 career games with the Carabins, he had 68.5 total tackles, 9.5 sacks, two fumble recoveries, and an interception.

HAVE YOU HERD

- His day camp name when he worked there was Tintin.
- Go-to artist is Céline Dion.
- Favorite TV show is Suits.



RB | SHANNON BROOKS

22

Height: 5'11" **Weight:** 200 lbs **DOB:** 1996-10-09
Born: Austell, GA **School:** Minnesota **CFL Experience:** 0
Acquired: FA - 22

@officialshannonbrooks3

@Godschild4L

3RD-AND-SHORT

- In 2022, he rushed for 396 yards on 89 attempts, while adding 18 touchdowns on the ground and nine receiving touchdowns with the Arizona Rattlers of the IFL.
- Collegiately, he had 431 carries for 2,290 yards and 20 touchdowns in 38 career games for the Gophers. He also had two receiving touchdowns and passed for one touchdown.

HAVE YOU HERD

- Shannon loves to make music.
- Enjoys relaxing and cookouts.



DL | ELLIOTT BROWN

41

Height: 6'5" **Weight:** 225 lbs **DOB:** 1998-02-02
Born: Odenton, MD **School:** Virginia **CFL Experience:** 0
Acquired: FA - 22

@noells_

@NoElls_

3RD-AND-SHORT

- At Virginia, he recorded 61 total tackles, five sacks and one interception in 53 career games and was named to the 2021 ACC Academic Honor Roll.

HAVE YOU HERD

- Elliott enjoys hiking in Arizona and designing/ making his own clothes.
- He enters his family's Apple Pie recipe into the local pie competitions, even though he's allergic to apples.



DL | LUKE BURTON-KRAHN

52

Height: 6'1" **Weight:** 206 lbs **DOB:** 1999-05-07
Born: Victoria, BC **School:** UBC **CFL Experience:** 0
Acquired: Drafted 3rd round in 2023 (23rd overall) by Edmonton

@l_e_b_k

3RD-AND-SHORT

- Appeared in 26 games over four seasons at UBC, recording 36 solo tackles, four tackles-for-loss and two sacks.

HAVE YOU HERD

- He was drafted to the Victoria Shamrocks of the Western Lacrosse Association back in 2021.



DL | OLIVIER CHARLES-PIERRE

99

Height: 6'2" **Weight:** 350 lbs **DOB:** 1996-04-22
Born: Laval, QC **School:** Houston **CFL Experience:** 0
Acquired: FA – 23

3RD-AND-SHORT

- In 13 games for Incarnate Word as a graduate student in 2022, he recorded 11 solo tackles, 1.5 sacks and one forced fumble.
- At the University of Houston, he had 23 tackles, one sack and one fumble recovery in 24 career games.

HAVE YOU HERD

- He's a great cook, especially Caribbean food.
- Loves anime, fishing and going to church.

THE PLAYERS



WR | GAVIN COBB

85

Height: 5'10" **Weight:** 170 lbs **DOB:** 1998-01-28
Born: Victoria, BC **School:** Manitoba **CFL Experience (Elks):** 0
Acquired: Drafted 4th round in 2022 (30th overall) by Edmonton

 @g11cobb

 @CobbGavin

3RD-AND-SHORT

- Missed the entire 2022 season due to injury.
- Cobb tied for the highest vertical jump at the 2022 CFL combine with a leap of 40.5 inches.
- In 2021, Cobb had 27 receptions for 340 yards and five touchdowns with the Manitoba Bisons.

HAVE YOU HERD

- Cobb was a receivers and return coach with the Salisbury Sabres high school senior football team in 2022.
- Formula One fan, Daniel Ricciardo and Lewis Hamilton are his favorite drivers.



DL | NOAH CURTIS

92

Height: 6'6" **Weight:** 302 lbs **DOB:** 1998-10-24
Born: Riviera beach, FL **School:** Keiser Univ. **CFL Experience (Elks):** 0
Acquired: Drafted 4th round in 2023 (28th overall) by Edmonton

 @showtime_noah90

 @Showtime_Noah90

3RD-AND-SHORT

- The six-foot-six senior notched 13 solo tackles, 4.5 tackles-for-loss, and 1.5 sacks at Keiser University.
- Earned All-Conference USA Honorable Mention at Florida International in 2018.

HAVE YOU HERD

- Became the first Keiser football player to be drafted by a professional team.
- He was selected to participate in WWE tryouts at Summerslam 2022 in Nashville.



QB | JARRET DOEGE

(pronounced day-ghee)

Height: 6'2" **Weight:** 208 lbs **DOB:** 1997-12-05
Born: Lubbock, TX **School:** Troy **CFL Experience (Elks):** 0
Acquired: FA - 23

12

@teachmehowtodoege

@DoegeJarret

3RD-AND-SHORT

- Passed for 575 yards and five touchdowns in seven games for the Trojans in 2022.
- Named to the Academic All-Big 12 First Team, All-Big 12 Second Team, and All-Big 12 Fourth Team in 2020 with West Virginia.

HAVE YOU HERD

- In 2021, graduated from West Virginia with a bachelor's degree in marketing.
- Jarret's older brother Seth appeared in four games for the Saskatchewan Roughriders in 2014.



K | DEAN FAITHFULL

Height: 6'2" **Weight:** 207 lbs **DOB:** 1987-05-23
Born: Fareham, England **School:** CSU **CFL Experience (Elks):** 0
Acquired: Global Draft 1st round in 2023 (2nd overall) by Edmonton

18

@dean.faithfull

@FaithfullDean

3RD-AND-SHORT

- In 2021, averaged 58.5 yards on 44 kickoffs, including 24 touchbacks at CSU.
- Played four seasons of NCAA Division II soccer at Florida Tech University.

HAVE YOU HERD

- Dean has lived and played soccer in Australia, Trinidad and Tobago, Costa Rica, Belgium, USA, and of course, England.
- He has his own kicking company, Gameday Kicking, teaching young athletes how to kick and providing guidance on obtaining football scholarships.
- Grew up listening to old school country music, and his favourite country music singer is Charlie Pride.



WR | MAURICE FRENCH

Height: 5'11" **Weight:** 200 lbs **DOB:** 1999-01-01
Born: New Brunswick, NJ **School:** Pittsburgh **CFL Experience:** 0
Acquired: FA - 22

88

@mauricefrench

@mauricefrench

3RD-AND-SHORT

- In 2019, he was an All-ACC Third Team selection and was the male recipient of the prestigious Panther Award, presented to the senior student-athletes who have best promoted Pittsburgh through their outstanding athletic achievements.
- In four seasons with the Panthers (2016-19), he compiled 156 catches for 1,637 yards and 10 touchdowns.

HAVE YOU HERD

- In high school played basketball and was a track standout where he won the Greater Middlesex Conference 100-meter dash title, tying the school record (10.77) set by former NFL linebacker Jonathan Casillas.
- Favorite TV Show is Avatar: The Last Airbender.
- His hobby is playing video games.



DB | MARLOSHAWN FRANKLIN

32

Height: 6'0" **Weight:** 185 lbs **DOB:** 1996-10-23
Born: Detroit, MI **School:** California Berkeley **CFL Experience:** 0
Acquired: FA - 23

 @ohthatsmarlo

 @Marlofranko

3RD-AND-SHORT

- Franklin has previous CFL experience from pre-season stints with the Ottawa Redblacks (2022) and the B.C. Lions in 2019.
- In 2021, played for the Hamburg Sea Devils in the European League of Football.

HAVE YOU HERD

- Entrepreneur with Relentless Sacrifices (fashion company), Consult with Relentless (consulting firm), and Financial Literacy Curriculum (nonprofit).
- Enjoys trying new restaurants.
- Fished the Great Lakes as a kid.



DB | KAI GRAY

29

Height: 6'1" **Weight:** 215 lbs **DOB:** 1997-08-15
Born: Newark, NJ **School:** Lincoln University **CFL Experience:** 0
Acquired: FA - 23

 @campaignkjj_7

 @CampaignKJJ_5

3RD-AND-SHORT

- In 2022, he recorded 50 defensive tackles, four forced fumbles and seven pass deflections with Lincoln University.
- He was the first player from Lincoln University (PA) to be invited and participate in the HBCU Legacy Bowl.

HAVE YOU HERD

- Kai is a father of two, daughter Skylar and son Kaiane.
- Went to high school with Minkah Fitzpatrick of the Pittsburgh Steelers.
- He's a proud owner of a pitbull and is a certified personal trainer.
- Also known as KJ.



OL | PHILLIP GROHOVAC

(pronounced Gro-ho-vac)

59

Height: 6'5" **Weight:** 305 lbs **DOB:** 2000-07-16
Born: Victoria, BC **School:** Western **CFL Experience:** 0
Acquired: Drafted 3rd round in 2023 (20th overall) by Edmonton

 @phil.grohovac

3RD-AND-SHORT

- Suited up in 23 games over the last three seasons for the Western Mustangs and helped Western capture the Vanier Cup in 2021.

HAVE YOU HERD

- In his free time he likes to golf and play spikeball.



P | JAKE JULIEN

9

Height: 6'2" **Weight:** 217 lbs **DOB:** 1998-11-20
Born: Barrie, ON **School:** Eastern Michigan **CFL Experience:** 0
Acquired: FA - 23

@jakerzzzzzzz

@jakejulien

3RD-AND-SHORT

- Tied with Rich Hanschu (1979-80) for first in the Eastern Michigan University record books with a 43.4 career punting average.
- In 2021, he was named fourth team preseason All-American by Phil Steele's College Football Preview and earned Second Team All-MAC honors from Phil Steele in 2020.

HAVE YOU HERD

- In his spare time he likes to fish and golf.
- He has a two year old pitbull named Diesel.



DL | DAREL MIDDLETON

75

Height: 6'7" **Weight:** 305 lbs **DOB:** 1996-12-11
Born: Knoxville, TN **School:** Tennessee **CFL Experience:** 0
Acquired: FA - 23

@bigtimerel__

@GodsChosen1__

3RD-AND-SHORT

- Appeared in 22 games over two seasons at the University of Tennessee, racking up 43 total tackles, two sacks, and one forced fumble for the Volunteers.
- Helped lead East Mississippi Community College to an undefeated season and the 2018 NJCAA National Championship.

HAVE YOU HERD

- He has four children, three daughters and son.
- Likes to fish and snowboard.
- His mom played basketball at Walter State.
- Darel played tight end in high school and was named to the All-Tennessee Second Team by USA Today 2015.



DB | ANTONIO MITCHELL II

28

Height: 5'9" **Weight:** 190 lbs **DOB:** 1998-08-13
Born: Moreno Valley, CA **School:** Purdue **CFL Experience:** 0
Acquired: FA - 23

@begreat_tonio

@AntonioMitchell

3RD-AND-SHORT

- Competed as a sprinter collegiately, with the track and field teams at Riverside Community College (2017-19), Arizona State University (2019-2021) and Purdue University (2021-22).
- He won the California Community College Athletic Association championship in the 100m twice (2017-18 and 2018-19) and 200m once (2018-19).

HAVE YOU HERD

- Qualified for the Olympics Trials in the 200m.
- He was a professional "Call of Duty" player when he was younger.
- Loves animals.



DL | ADAM RAINE

(pronounced Rain)

Height: 6'4" **Weight:** 306 lbs **DOB:** 1999-02-26
Born: Basingstoke, England **School:** Yale **CFL Experience:** 0
Acquired: FA - 23

97

@awraine

@AdamWRaine

3RD-AND-SHORT

- At Yale, Raine earned honorable mention All-Ivy recognition as a senior last fall.

HAVE YOU HERD

- Adam grew up playing soccer and cricket in England and didn't play his first game of football until he was 16 years old.
- He's the second of seven children.
- Studied economics at Yale.



WR | CJ SIMS

Height: 5'8" **Weight:** 160 lbs **DOB:** 1994-12-19
Born: Covington, LA **School:** New Mexico Highlands **CFL Experience:** 0
Acquired: FA - 23

16

@Cj_Sims1

3RD-AND-SHORT

- Won RMAC (Rocky Mountain Athletic Conference Special Teams of Player of the Year), after averaging 26.2 yards on kickoff returns in his senior season at New Mexico Highlands University.
- As a junior in 2021, he earned- the RMAC Offensive Player of the Year award after leading the NCAA Division II conference in both receiving yards (1,007) and touchdowns (10).

HAVE YOU HERD

- Loves spending time with his son and family.
- Enjoys playing video games and walking his dog.
- CJ likes watching old Western movies.



LB | JAKE TAYLOR

Height: 6'2" **Weight:** 215 lbs **DOB:** 2000-12-01
Born: Beaumont, AB **School:** Alberta **CFL Experience:** 0
Acquired: Drafted 2nd round in 2023 (18th overall) by Edmonton

13

@jake.jj.taylor

@jakeJtaylor89

3RD-AND-SHORT

- Drafted in the second round (18th overall) in the 2023 CFL Draft.
- Over three seasons at the University of Alberta, he racked up 60 solo tackles in 21 games.

HAVE YOU HERD

- Won the broad jump at the 2023 CFL Combine with a distance of 10 feet, 11 inches.
- Has a dog named Mila.
- His favourite show is Naruto.



DB | DWAYNE THOMPSON II

37

Height: 6'1" **Weight:** 195 lbs **DOB:** 2000-06-21
Born: Farmington Hill, MI **School:** Valdosta State **CFL Experience:** 0
Acquired: FA - 23

@DwayneT_182

3RD-AND-SHORT

- Racked up 15 total tackles in four games with the Valdosta State Blazers.
- Played at Indiana State from 2018 to 2021.

HAVE YOU HERD

- He's a big gamer, with 2K, Madden and Call of Duty being his favourite.
- Enjoys making and listening music.
- Also lettered in basketball and track.



DE | MARCUS WILLOUGHBY

95

Height: 6'3" **Weight:** 253 lbs **DOB:** 1998-07-26
Born: Durham, NC **School:** Elon University **CFL Experience:** 0
Acquired: FA - 22

@willdebeast123

3RD-AND-SHORT

- At Elon, recorded 224 total tackles, 16.5 sacks and three forced fumbles in 43 career games and earned Second Team All-CAA (Colonial Athletic Association) Football honours in his senior season.

HAVE YOU HERD

- His dad Marvin played for North Carolina A&T State University football and his mother Jacqueline Willoughby played basketball at Winston-Salem State University.
- Marcus lettered in lacrosse and basketball.
- He was an Eagle Scout.



VETERANS



LS | PETER ADJEY

(pronounced Ah-gee)

47

Height: 6'3" **Weight:** 230 lbs **DOB:** 1999-06-20

Born: Toronto, ON **School:** Queens **CFL Experience (Elks):** 2 (2)

Acquired: Drafted 3rd round in 2022 (28th overall) by Edmonton

3RD-AND-SHORT

- In his rookie season with the Elks, Adje played in all 18 games in 2022.
- Played 17 career games for the Gaels, recording 13 total tackles.

HAVE YOU HERD

- Adje was valedictorian of his graduating class at Leaside High School in East York, Ontario, in 2017.
- Adje was the only long snapper selected in the 2022 CFL Draft.

CAREER STATS (REGULAR SEASON)

YEAR	TEAM	GP	TD	C-2	PTS	KOR
2022	EDM	18	0	0	0	0
TOTALS		18	0	0	0	0

TACKLES

YEAR	TEAM	DT	ST	TT	FF	FR
2022	EDM	0	3	3	0	1
TOTALS		0	3	3	0	1



THE PLAYERS



LB | TOBI ANTIGHA

(pronounced An-tea-guh)

Height: 6'2" **Weight:** 240 lbs **DOB:** 1993-03-16

Born: Tampa, FL **School:** Presbyterian **CFL Experience (Elks):** 6 (2)

Acquired: FA - 23

5

3RD-AND-SHORT

- In 66 career CFL games, the Florida native has 109 total tackles, seven sacks, six interceptions, one forced fumble and one touchdown.
- Fourth season with Chris Jones as his head coach.
- Tobi played wide receiver at Presbyterian College (2011-14) before switching to defence in the pros.

HAVE YOU HERD

- Frequently cooks, which he finds therapeutic.
- Enjoys photography.
- Writing is his secret talent.
- Favorite movie is The Dark Knight.

CAREER HIGHS

Tackles	5	2x, last: 10/07/17 @ TOR
Sacks	2	2x, last: 08/13/17 vs. BC
INTs	2	10/11/19 vs. OTT
FFs	1	06/18/22 vs. SSK
FRs	1	4x, last: 08/25/18 @ BC

CAREER STATS (REGULAR SEASON)

YEAR	TEAM	GP	DT	ST	TT	INT	QS	FF	FR	TD
2017	SSK	17	30	6	36	0	5	0	1	0
2018	SSK	18	21	2	23	3	2	0	3	1
2019	TOR	11	20	3	23	2	0	0	0	0
2021	WPG	8	3	6	9	0	0	0	0	0
2022	EDM	12	12	6	18	1	0	1	0	0
TOTALS		66	86	23	109	6	7	1	4	1

CAREER STATS (PLAYOFFS)

YEAR	TEAM	GP	DT	ST	TT	INT	QS	FF	FR	TD
2017	SSK	2	4	0	4	0	1	0	0	0
2018	SSK	1	2	0	2	0	0	0	0	0
2019	TOR	--	--	--	--	--	--	--	--	--
2021	WPG	--	--	--	--	--	--	--	--	--
2022	EDM	--	--	--	--	--	--	--	--	--
TOTALS		3	6	0	6	0	1	0	0	0





LB | WESLEY APPOLON

(pronounced app-o-lawn)

48

Height: 6'4" **Weight:** 225 lbs **DOB:** 1996-07-26

Born: Montreal, QC **School:** Tuskegee **CFL Experience (Elks):** 2 (2)

Acquired: Drafted 5th round in 2022 (39th overall) by Edmonton

3RD-AND-SHORT

- Named a starter in Week 1 at BC before suffering a season-ending injury.
- In 2021, Appolon recorded 61 total tackles, one sack and two deflected passes in 11 games for Tuskegee University.


HAVE YOU HERD

- Appolon made the Dean's List in the College of Business & Information Science at Tuskegee University in Spring 2022.
- Appolon's brother and Elks teammate Woodyly was drafted immediately after Wesley, 40th overall, by the Ottawa RedBlacks in the 2022 CFL Draft.
- Wesly & Woodyly played football together at Tuskegee University in 2021.

CAREER STATS

YEAR	TEAM	GP	DT	ST	TT	INT	QS	FF	FR	TD
2022	EDM	1	0	0	0	0	0	0	0	0
TOTALS		1	0	0	0	0	0	0	0	0

THE PLAYERS





WR | EMMANUEL ARCENEAUX

(pronounced ARS-EN-OH)

Height: 6'2" Weight: 218 lbs DOB: 1987-09-17

Born: Alexandria, LA School: Alcorn State CFL Experience (Elks): 11 (2)

Acquired: FA - 23 (extended 01/13/23)

84



3RD-AND-SHORT

- Received the David Boone and Tom Pate awards in the 2022 season.
- Sits 24th all-time in CFL receptions with 617.
- Has 8,931 career receiving yards in over 150 career CFL regular season games.
- Spent parts of three seasons in the NFL (2011-13), including 2011 with the Minnesota Vikings where he appeared in three games.
- CFL West Division All-Star 2014-16, CFL All-Star in 2015 and 2016.

HAVE YOU HERD

- Arceneaux graduated with a Bachelor of Arts Degree in Psychology from Alcorn State, where he was president of the student-athlete advisory committee and a member of Alpha Phi Alpha fraternity house.
- Arceneaux is certified as a Speed & Agility Coach (CSAC) by the National Sports Performance Association and has Level 1 Certification from USA Weightlifting (USAW). He runs Manny Show Athletic Development, working with youth as a sports performance coach.

CAREER HIGHS

Receptions	10	3x, last: 08/18/17 vs. CGY
Receiving Yards	180	11/05/16 vs. SSK
Receiving Long	82	10/03/15 vs. SSK
Receiving TDs	3	07/19/14 vs. MTL

CAREER STATS (REG. SEASON) (PLAYOFFS)

YEAR	TEAM	GP	NO	YDS	AVG	LG	TD	GP	NO	YDS	AVG	LG	TD
2009	BC	18	63	858	13.6	60	7	2	12	189	15.8	49	0
2010	BC	18	67	114	16.6	74	5	1	5	80	16.0	29	1
2013	BC	16	51	885	17.4	80	6	1	5	53	10.6	23	0
2014	BC	15	62	905	14.6	53	8	1	0	0	0	0	0
2015	BC	17	76	1151	15.1	82	9	1	2	28	14.0	23	0
2016	BC	18	105	1566	14.9	70	13	2	10	124	12.4	26	1
2017	BC	18	100	1137	11.4	55	6	--	--	--	--	--	--
2018	BC	9	32	553	17.3	78	1	--	--	--	--	--	--
2019	SSK	11	22	249	11.3	55	2	1	1	5	5.0	5	0
2022	EDM	12	39	513	13.2	66	1	--	--	--	--	--	--
TOTALS		152	617	8931	14.5	82	58	9	35	479	13.7	49	2



RB | KEVIN BROWN

4

Height: 5'9" **Weight:** 205 lbs **DOB:** 1996-10-09
Born: Mount Pleasant, SC **School:** Incarnate Word **CFL Experience (Elks):** 2 (2)
Acquired: FA - 22 (extended 10/26/22)

3RD-AND-SHORT

- Named the Elks' nominee for Most Outstanding Rookie in 2022.
- In his rookie season, Brown finished 11th in the CFL in rushing yards with 486 yards and ranked fifth on the team in receptions, catching 24 on 26 targets for a sparking rate of 92.3% in seven games.
- In 2020, he was a Southland All-Conference first-team selection, earned 2020-21 STATS Perform FCS All-American honors and was named to the 2021 Spring AFCA FCS Coaches' All-America Team.
- Played in 31 career games for the Cardinals rushing for 2,451 yards on 353 carries and 20 touchdowns. He led the nation with an average of 10.5 yards per carry in 2020.

HAVE YOU HERD

- Brown is the first University of the Incarnate Word player to score a touchdown in the NFL or CFL.
- If he could hang out with any football player, past or present, it would be Marshawn Lynch.
- Brown competed in track in field for Wando High School (Mount Pleasant, SC), where he has the school record in the 4x100 meter relay and went to state in four events; the 100m, 110m hurdles, 4x100m relay, and the triple long jump.

CAREER HIGHS

Rushing Attempts	19	10/15/22 vs. TOR
Rushing Yards	121	10/15/22 vs. TOR
Rushing Long	36	09/16/22 @ SSK
Rushing TDs	1	10/15/22 vs. TOR
Receptions	8	10/21/22 vs. BC
Receiving Yards	65	10/21/22 vs. BC
Receiving Long	26	10/01/22 vs. MTL
Receiving TDs	--	--
Offensive TDs	1	10/15/22 vs. TOR

CAREER STATS

RUSHING

YEAR	TEAM	GP	NO	YDS	AVG	LG	TD
2022	EDM	7	74	486	6.6	36	1
TOTALS		7	74	486	6.6	36	1

RECEIVING

NO	YDS	AVG	LG	TD
24	176	7.3	26	0
24	176	7.3	26	0






DL | JAKE CERESNA

94

Height: 6'5" **Weight:** 295 lbs **DOB:** 1994-07-09
Born: New Fairfield, CT **School:** Cortland State **CFL Experience (Elks):** 5 (4)
Acquired: Trade - OTT - 18 (extended 01/11/23)



3RD-AND-SHORT

- In 2022, finished third in the CFL in sacks with 10 (career high) and in forced fumbles with four (career high) in only 12 games.
- Selected as a CFL All-Star, CFL West All-Star and named the Elks Most Outstanding Defensive Player in 2022.
- 25 sacks in four CFL seasons.
- Spent 2019 with the NFL's New York Giants.
- Appeared in 33 games at Cortland and recorded 142 tackles, 14.5 sacks, two forced fumbles, and three fumble recoveries.

HAVE YOU HERD

- Ceresna served as an assistant offensive line coach for his alma matter Cortland State in 2016.
- He celebrates sacks by doing a summersault and pointing to the sky to honour his mother.
- Jake appeared in the TV show "The Best Man".
- Owns a Ducati motorcycle and got his real estate license.
- Worked security for the New York Jets.

CAREER HIGHS

Tackles	6	3x, last: 10/08/21 @ WPG
Sacks	2	6x, last: 10/01/22 vs. MTL
INTs	--	--
FFs	2	10/01/22 vs. MTL
FRs	--	--

CAREER STATS (REGULAR SEASON)

YEAR	TEAM	GP	DT	ST	TT	INT	QS	FF	FR	TD
2017	OTT	14	18	0	18	0	2	0	0	0
2018	EDM	18	32	0	32	0	8	1	0	0
2021	EDM	13	34	0	34	0	5	0	0	0
2022	EDM	12	31	0	31	0	10	4	0	0
TOTALS		57	115	0	115	0	25	5	0	0

CAREER STATS (PLAYOFFS)

YEAR	TEAM	GP	DT	ST	TT	INT	QS	FF	FR	TD
2017	OTT	1	0	0	0	0	0	0	0	0
TOTALS		1	0	0	0	0	0	0	0	0



OL | THEREN CHURCHILL

67

Height: 6'6" **Weight:** 295 lbs **DOB:** 1994-10-12
Born: Stettler, AB **School:** Regina **CFL Experience (Elks):** 3 (1)
Acquired: Trade - TOR - 23

3RD-AND-SHORT

- Appeared in 21 games for the Toronto Argonauts in two seasons.
- Made his first career start on Nov. 16, 2021 vs. EDM.
- He was selected in the first round the 2020 CFL Draft (ninth overall) by the Toronto Argonauts.
- With the Edmonton Huskies of the Canadian Junior Football League, he earned Prairie Football Conference all-star honours in 2016.

HAVE YOU HERD

- Theren and his fiancé have a one-year-old son.
- He enjoys playing golf and video games.
- His favourite shows are The Office and Game of Thrones.

CAREER STATS

REG. SEASON

YEAR	TEAM	GP
2021	TOR	10
2022	TOR	11
TOTALS		21

PLAYOFFS

YEAR	TEAM	GP
2021	TOR	1
TOTALS		1

THE PLAYERS





QB | TAYLOR CORNELIUS

15

Height: 6'5" **Weight:** 230 lbs **DOB:** 1995-09-16
Born: Amarillo, TX **School:** Oklahoma State **CFL Experience (Elks):** 3 (3)
Acquired: FA – 21 (extended 09/14/22)



3RD-AND-SHORT

- In 2022, threw for 2,768 yards and 11 touchdowns. Led the Elks in rushing with 502 yards and added seven touchdowns on the ground.
- In 2021, he started his first CFL game in Week 7 against the Winnipeg Blue Bombers. Cornelius had a career high 334 passing yards and threw his first CFL touchdown in a Week 9 game in Ottawa.
- He ranks inside the top 10 in several OSU football records including: single game passing yards (501) and touchdowns (5), single season passing yards (3,978) and touchdowns (32), and career passing yards (4,198) and passing touchdowns (32).
- In 2018, responsible for 42 TD's (32 passing, 10 rushing), a single season mark that ranks third in OSU history behind Mason Rudolph (47 in 2017) and Barry Sanders (44 in 1988).

HAVE YOU HERD

- Taylor got married in March of 2023.
- On Taylor's first date with his now wife, they went skydiving.
- Cornelius is cousins with Olympic gold medal-winning swimmer Josh Davis and NFL defensive end Brandon Green.
- As a senior at Bushland High School, Cornelius earned all-state honours in football, basketball, baseball, and track and field.

CAREER HIGHS

Pass Attempts	42	07/22/22 vs. WPG
Completions	25	07/22/22 vs. WPG
Passing Yards	334	09/28/21 @ OTT
Yards/Attempt	10.8	09/28/21 @ OTT
Passing Long	77	09/16/22 @ SSK
Passing TDs	3	2x, last: 11/13/21 @ SSK
Completions %	71.9	09/10/22 vs. CGY
Passer Rating	111.5	09/28/21 @ OTT
Rushing Attempts	15	07/22/22 vs. WPG
Rushing Yards	93	09/16/22 @ SSK
Rushing Long	56	09/16/22 @ SSK
Rushing TDs	2	2x, last: 08/27/22 vs. OTT
Offensive TDs	3	3x, last: 09/10/22 vs CGY

CAREER STATS (REG. SEASON)

W/L RECORD		PASSING										RUSHING				
YEAR	TEAM	GP	W	L	ATT	COMP	PCT	YDS	LG	INT	TD	NO	YDS	AVG	LG	TD
2021	EDM	14	1	7	247	143	57.9	1795	77	13	9	21	149	7.1	18	1
2022	EDM	12	3	9	357	205	57.4	2768	77	9	11	71	502	7.1	56	7
TOTALS		26	4	16	604	348	57.6	4563	77	22	20	92	651	7.1	56	8

THE PLAYERS



P | MICHAEL DOMAGALA

14

Height: 5'9" **Weight:** 202 lbs **DOB:** 1995-09-28
Born: St. Catharines, ON **School:** Carleton **CFL Experience (Elks):** 3 (1)
Acquired: FA - 23

3RD-AND-SHORT

- In the 108th Grey Cup, he converted 3-of-3 field goal attempts.
- Made his professional debut on August 27, 2021, in a game against the Montreal Alouettes.
- Played in 42 games for the Carleton Ravens.

HAVE YOU HERD

- He loves to golf (Lowest round of 78).
- Soccer fan, especially England's Premier League.
- Enjoys watching K-Dramas.



CAREER HIGHS

Points	12	2x, last: 06/24/22 @ WPG
FGs	4	06/24/22 @ WPG
FG Attempts	6	06/24/22 @ WPG
Longest FG	52	06/11/22 @ SSK
FG Streaks	---	---
PATS	3	08/27/21 @ MTL
Punts	10	09/05/22 vs. TOR
Punt Yards	473	09/05/22 vs. TOR
Punt Long	82	10/21/22 vs. OTT
Average	50.3	07/21/22 @ BC
Kickoffs	7	09/17/22 vs. WPG
Kickoffs Yards	496	09/17/22 vs. WPG
Kickoff Long	95	10/14/22 @ CGY
Average	74.5	08/06/22 @ TOR

CAREER STATS (REG. SEASON)

FIELD GOALS

CONVERTS

PUNTING

KICKOFFS

YEAR	TEAM	GP	ATT	MD	PCT	LG	S	ATT	MD	PCT	NO	YDS	AVG	LG	S	NO	YDS	AVG	LG	S
2021	HAM	6	10	7	70.0	46	1	10	8	80.0	25	1086	43.4	60	0	16	941	58.8	76	0
2022	HAM	17	16	12	75.0	52	0	5	4	80.0	65	2910	44.8	82	3	60	3994	66.6	95	1
TOTALS		23	26	19	73.1	52	1	15	12	80.0	90	3996	44.4	82	3	76	4935	65.0	95	1

(PLAYOFFS) FIELD GOALS

CONVERTS

KICKOFFS

YEAR	TEAM	GP	ATT	MD	PCT	LG	S	ATT	MD	PCT	NO	YDS	AVG	LG	S
2021	HAM	2	3	3	100.0	38	0	4	3	75.0	8	431	54.0	65	0
TOTALS		2	3	3	100.0	38	0	4	3	75.0	8	431	54.0	65	0

(GREY CUP) FIELD GOALS

CONVERTS

KICKOFFS


YEAR	TEAM	GP	ATT	MD	PCT	LG	S	ATT	MD	PCT	NO	YDS	AVG	LG	S
2021	HAM	1	3	3	100.0	13	0	2	2	100.0	4	252	63.0	72	0
TOTALS		1	3	3	100.0	13	0	2	2	100.0	4	252	63.0	72	0



DB | JEREMIE DOMINIQUE

23

Height: 6'1" **Weight:** 202 lbs **DOB:** 1997-07-09
Born: Montreal, QC **School:** Charleston **CFL Experience (Elks):** 2 (2)
Acquired: Drafted 6th round in 2022 (48th overall) by Edmonton



3RD-AND-SHORT

- Played in 15 games as a rookie in 2022.
- At Charleston, Dominique racked up 40 tackles, six tackles for loss, two sacks and three pass deflections on his way to second-team all-conference honours at safety in 2021.

HAVE YOU HERD

- If he could have dinner with three people, Dominique would pick Kobe Bryant, Ed Reed and Shannon Sharpe.
- Dominique has done modeling and acting.
- In 2014, when he was a student at Maraudeurs Collège Laval, Dominique represented Quebec at the Football Canada Cup, and was named defensive MVP while helping his team win a bronze medal.
- Worked the popcorn stand at Alouettes games as a teenager.

CAREER HIGHS

Tackles	2	09/10/22 vs. CGY
Sacks	--	--
INTs	--	--
FFs	1	2x, last: 10/15/22 vs. TOR
FRs	1	09/05/22 @ CGY

CAREER STATS

YEAR	TEAM	GP	DT	ST	TT	INT	QS	FF	FR	TD
2022	EDM	15	3	6	9	0	0	2	1	0
TOTALS		15	3	6	9	0	0	2	1	0



WR | STEVEN DUNBAR JR.

7

Height: 6'3" **Weight:** 202 lbs **DOB:** 1995-12-19
Born: New Orleans, LA **School:** Houston **CFL Experience (Elks):** 3 (1)
Acquired: FA - 23

THE PLAYERS



3RD-AND-SHORT

- CFL East Division All-Star in 2022.
- Grey Cup appearance in 2021, recording six catches for 63 yards and one touchdown.
- Selected by the XFL's Dallas Renegades in the 2020 XFL Draft.
- In 2018, Signed as an undrafted free agent with the NFL's San Francisco 49ers.
- Played in 51 games over four seasons (2014-17) at the University of Houston, registering 180 receptions for 2,430 yards and 11 touchdowns.
- Earned an All-American Athletic Conference Honorable Mention as a senior.

HAVE YOU HERD

- Loves to cook, a wannabe chef.
- A nerd at heart, enjoys Harry Potter, Naruto and sci-fi.
- Majored in Kinesiology.

CAREER HIGHS

Receptions	7	2x, last: 08/06/22 @ TOR
Receiving Yards	102	07/28/22 vs. MTL
Receiving Long	71	06/11/22 @ SSK
Receiving TDs	1	10x, last: 09/17/22 vs. HAM

CAREER STATS (REG. SEASON)


YEAR	TEAM	GP	NO	YDS	AVG	LG	TD
2021	HAM	12	44	630	14.3	56	4
2022	HAM	17	72	1000	13.9	71	6
TOTALS		29	116	1630	14.1	71	10

CAREER STATS (PLAYOFFS)

YEAR	TEAM	GP	NO	YDS	AVG	LG	TD
2021	HAM	2	4	31	7.8	15	0
2022	HAM	1	3	52	17.3	23	1
TOTALS		3	7	83	11.8	23	1

CAREER STATS (GREY CUP)

YEAR	TEAM	GP	NO	YDS	AVG	LG	TD
2021	HAM	1	6	63	10.5	19	1
TOTALS		1	6	63	10.5	19	1



DL | KONY EALY

(pronounced Eee-Lee)

Height: 6'4" **Weight:** 275 lbs **DOB:** 1991-12-21

Born: New Madrid, MO **School:** Missouri **CFL Experience (Elks):** 3 (2)

Acquired: FA - 22

90

3RD-AND-SHORT

- In 14 career CFL games, he has recorded 12 tackles and three sacks.
- Spent five seasons in the NFL, playing for the Panthers, Jets, and Raiders.
- Selected 60th overall by the Carolina Panthers in the 2014 NFL Draft.

HAVE YOU HERD

- Helped Carolina reach Super Bowl 50 where he tied the championship game record with three sacks and became the first player in Super Bowl history to record an interception and multiple sacks.
- Ealy majored in business management at Missouri.

CAREER HIGHS

Tackles	3	09/16/22 @ SSK
Sacks	1	3x, last: 09/16/22 @ SSK
INTs	--	--
FFs	--	--
FRs	--	--


CAREER STATS (REGULAR SEASON)

YEAR	TEAM	GP	DT	ST	TT	INT	QS	FF	FR	TD
2021	TOR	4	4	0	4	0	1	0	0	0
2022	EDM	10	8	0	8	0	2	0	0	0
TOTALS		14	12	0	12	0	3	0	0	0

CAREER STATS (PLAYOFFS)

YEAR	TEAM	GP	DT	ST	TT	INT	QS	FF	FR	TD
2021	TOR	1	3	0	3	0	2	0	0	0
TOTALS		1	3	0	3	0	2	0	0	0





WR | VINCENT FORBES-MOMBLEAU

82

Height: 5'10" **Weight:** 195 lbs **DOB:** 1998-07-29
Born: Quebec, QC **School:** Laval **CFL Experience (Elks):** 2 (2)
Acquired: FA - 22

THE PLAYERS



3RD-AND-SHORT

- Made his CFL/Pro debut on Sept. 5, 2022, against the Calgary Stampeders in the Labour Day Classic.
- Drafted by Montreal in the third round, 24th overall in 2022.
- At Laval, was voted the RSEQ rookie of the year in 2018.

HAVE YOU HERD

- Has more than 50 plus tatoos.
- Loves skiing in Quebec.
- Favourite actor is Denzel Washington.

CAREER HIGHS

Receptions	2	09/05/22 @ CGY
Receiving Yards	34	10/01/22 vs. MTL
Receiving Long	34	10/01/22 vs. MTL
Receiving TDs	--	--

CAREER STATS (REG. SEASON)

YEAR	TEAM	GP	NO	YDS	AVG	LG	TD
2022	EDM	4	5	92	18.4	34	0
TOTALS		4	5	92	18.4	34	0



QB | TRE FORD

2

Height: 6'1" **Weight:** 185 lbs **DOB:** 1998-03-30
Born: Niagara Falls, ON **School:** Waterloo **CFL Experience (Elks):** 2 (2)
Acquired: Drafted 1st round in 2022 (8th overall) by Edmonton



THE PLAYERS

3RD-AND-SHORT

- Appeared in 10 games (three starts) in his rookie season. Won his first start, against the Hamilton Tiger-Cats on July 1, 2022, when he became the first Canadian quarterback to start a game for the Green and Gold since 1968.
- Selected 8th overall in the 2022 CFL Draft, becoming the highest quarterback taken in the first round since 1980, when Sheldon Paris went 7th overall to the Calgary Stampeders.
- In 2021, became the first Black quarterback to win the Hec Creighton Award, recognizing the most outstanding player in U Sports football; while also winning the OUA Most Outstanding Player Award, and being named an All-Canadian and First-Team OUA All-Star.

HAVE YOU HERD

- Received the 2022 Niagara Falls Sportsperson of the Year award following his rookie season in the CFL.
- Tre Ford's brother, Green Bay Packers defensive back. Tyrell Ford, also played at the University of Waterloo and was drafted five picks after Tre, 13th overall by the Winnipeg Blue Bombers in 2022.

CAREER HIGHS

Pass Attempts	36	10/21/22 vs. BC
Completions	22	10/21/22 vs. BC
Passing Yards	242	10/21/22 vs. BC
Yards/Attempt	17.3	07/07/22 vs. CGY
Passing Long	46	07/07/22 vs. CGY
Passing TDs	1	2x, last: 10/21/22 vs. BC
Completions %	66.7	07/07/22 vs. CGY
Passer Rating	129.9	07/07/22 vs. CGY
Rushing Attempts	8	10/21/22 vs. BC
Rushing Yards	72	10/21/22 vs. BC
Rushing Long	28	10/21/22 vs. BC
Rushing TDs	--	--
Offensive TDs	1	2x, last: 10/21/22 vs. BC

CAREER STATS (REG. SEASON)

W/L RECORD		PASSING						RUSHING								
YEAR	TEAM	GP	W	L	ATT	COMP	PCT	YDS	LG	INT	TD	NO	YDS	AVG	LG	TD
2022	EDM	10	1	2	69	40	58.0	461	46	5	2	19	149	7.8	28	0
TOTALS		10	1	2	69	40	58.0	461	46	5	2	19	149	7.8	28	0



OL | DAVID FOUCAULT

(pronounced Foo-KOH)

Height: 6'7" **Weight:** 323 lbs **DOB:** 1989-02-07

Born: Lasalle, QC **School:** Montreal **CFL Experience (Elks):** 6 (2)

Acquired: FA - 22 (extended 11/07/22)

68

3RD-AND-SHORT

- Has played in 82 career CFL games.
- Signed as a free agent by the Carolina Panthers in 2014, spending the next three seasons with the Panthers, appearing in a total of five NFL games.
- 2014 first round pick of the Montreal Alouettes.

HAVE YOU HERD

- Big fan of multimedia and has a degree in industrial design.
- Passionate about the stock market.
- Has volunteered with Jeunesse au Soleil for nearly 20 years.

CAREER STATS

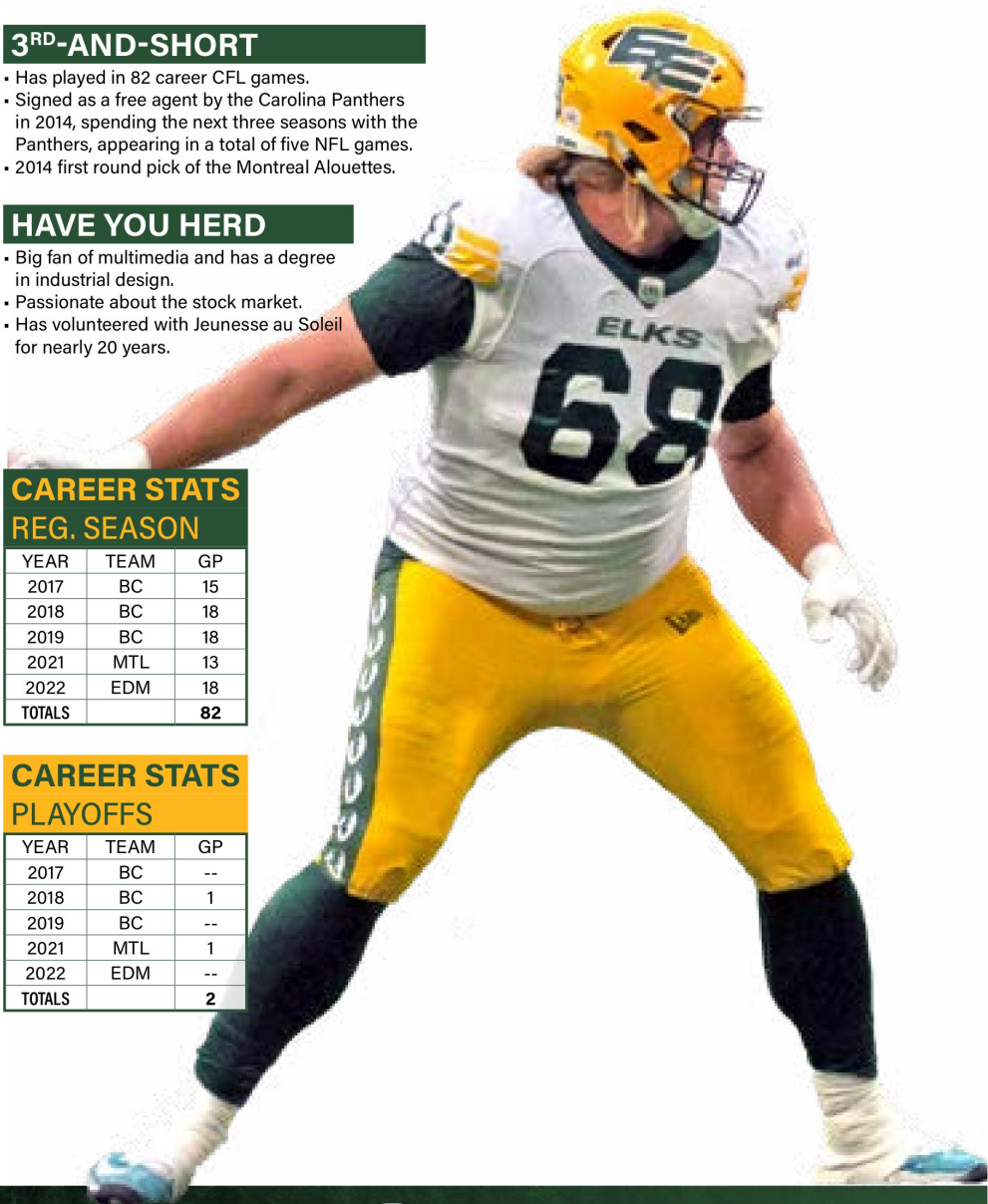
REG. SEASON

YEAR	TEAM	GP
2017	BC	15
2018	BC	18
2019	BC	18
2021	MTL	13
2022	EDM	18
TOTALS		82

CAREER STATS

PLAYOFFS

YEAR	TEAM	GP
2017	BC	--
2018	BC	1
2019	BC	--
2021	MTL	1
2022	EDM	--
TOTALS		2





DB | ED GAINEY

11

Height: 5'11" **Weight:** 193 lbs **DOB:** 1990-06-06
Born: Winston-Salem, NC **School:** Appalachian State **CFL Experience (Elks):** 11 (2)
Acquired: FA - 23 (extended 01/19/23)



3RD-AND-SHORT

- Entering his 11th season in the CFL.
- Led the CFL in interceptions with 10 in 2017. Set a Riders record with four interceptions in a game versus the B.C. Lions on Aug. 13, 2017.
- Two-time CFL All-Star (2017, 2018).

HAVE YOU HERD

- Loves to sing.
- Likes sports cars.
- Die hard Philadelphia Eagles fan.
- Favourite video game is Apex Legends.

CAREER HIGHS

Tackles	11	06/26/15 @ CGY
Sacks	1	09/08/18 @ WPG
INTs	4	08/13/17 vs. BC
FFs	1	7x, last: 10/01/22 vs. MTL
FRs	1	7x, last: 07/28/18 vs. CGY

CAREER STATS

REGULAR SEASON

YEAR	TEAM	REGULAR SEASON										PLAYOFFS									
		GP	DT	ST	TT	INT	QS	FF	FR	TD	GP	DT	ST	TT	INT	QS	FF	FR	TD		
2012	MTL	5	0	3	3	0	0	0	0	0	--	--	--	--	--	--	--	--	--		
2013	MTL	16	12	8	20	0	0	0	2	1	1	2	0	2	0	0	1	0	0		
2014	HAM	11	10	14	24	2	0	1	1	0	1	1	1	2	0	0	0	0	0		
2015	HAM	11	46	0	46	0	0	0	0	0	2	3	1	4	0	0	0	0	0		
2016	SSK	17	49	7	56	3	0	2	1	1	--	--	--	--	--	--	--	--	--		
2017	SSK	18	48	1	49	10	0	0	2	1	2	8	1	9	0	0	0	0	0		
2018	SSK	18	51	2	53	3	1	1	1	1	1	4	0	4	0	0	0	0	0		
2019	SSK	18	56	0	56	2	0	0	0	0	1	2	0	2	0	0	0	0	0		
2021	SSK	12	37	1	38	3	0	1	0	0	2	12	0	12	3	0	0	0	0		
2022	EDM	18	47	0	47	1	0	2	0	0	--	--	--	--	--	--	--	--	--		
TOTALS		144	356	36	392	24	1	7	7	4	10	32	3	35	3	0	1	0	0		

CAREER STATS (GREY CUP)

YEAR	TEAM	GP	DT	ST	TT	INT	QS	FF	FR	TD
2014	EDM	1	2	1	3	0	0	0	0	0
TOTALS		1	2	1	3	0	0	0	0	0



OL | ANDREW GARNETT

60

Height: 6'5" Weight: 325 lbs DOB: 1997-10-20
Born: Upper Marlboro, MD School: Towson CFL Experience (Elks): 2 (2)
Acquired: FA - 22

3RD-AND-SHORT

- Started the final eight games at right tackle in 2022.
- Made his CFL debut against the Ottawa Redblacks on August 27, 2022.
- Finished his Tigers career starting all 35 games in his final three seasons with the Black & Gold.

HAVE YOU HERD

- His interesting hobby is voice acting.
- Majored in electronic media and film.
- At Riverdale Baptist High School, he sang the national anthem at the Big 33 Celebration of Achievement ceremony.


CAREER STATS

REG. SEASON

YEAR	TEAM	GP
2022	EDM	8
TOTALS		8



THE PLAYERS



FB | TANNER GREEN

27

Height: 6'3" **Weight:** 235 lbs **DOB:** 1993-03-03
Born: Lacombe, AB **School:** Concordia **CFL Experience (Elks):** 5 (5)
Acquired: Drafted 4th round in 2018 (32nd overall) by Edmonton



3RD-AND-SHORT

- Led the Elks in special teams tackles with 12 in 2022 and was second on the team in 2021 with 15 special teams' tackles.
- Drafted 32nd overall by Edmonton in the 2018 CFL draft.

HAVE YOU HERD

- Green is the Director and Head coach of the School of Football at the Dome Red Deer, a multi sport facility that specializes in long-term athletic development, as well as a strength and conditioning coach.
- In 2015, his first year at Concordia University, Green was awarded the Ricky Zieba Memorial Award for most outstanding work ethic.
- Green was a multi-sport athlete growing up, playing lacrosse, basketball, track and field, and karate.

CAREER HIGHS

Rushing Attempts	--	--
Receptions	1	9x, last: 09/10/22 vs. CGY
Receiving Yards	17	09/10/22 vs. CGY
Receiving Long	17	09/10/22 vs. CGY
Receiving TDs	1	09/10/22 vs. CGY
Offensive TDs	1	2x, last: 09/10/22 vs. CGY
Tackles	3	4x, last: 09/28/21 @ OTT
Sacks	--	--
INTs	--	--
FFs	1	08/03/19 @ CGY
FRs	--	--

CAREER STATS

RUSHING

YEAR	TEAM	GP	RUSHING					RECEIVING					TACKLES				
			NO	YDS	AVG	LG	TD	NO	YDS	AVG	LG	TD	DT	ST	TT	FF	
2018	EDM	8	0	0	0	0	0	0	0	0	0	0	0	7	7	0	
2019	EDM	12	0	0	0	0	0	3	33	11.0	11	0	0	12	12	1	
2021	EDM	12	0	0	0	0	0	2	11	5.5	6	1	0	15	15	0	
2022	EDM	15	0	0	0	0	0	4	49	12.3	17	1	0	12	12	0	
TOTALS		47	0	0	0	0	0	9	93	10.3	17	2	0	46	46	1	

CAREER STATS (PLAYOFFS)

YEAR	TEAM	GP	DT	ST	TT	FF
2019	EDM	2	0	3	3	0
TOTALS		2	0	3	3	0



DB | AARON GRYMES

36

Height: 5'11" Weight: 186 lbs DOB: 1991-03-01
Born: Seattle, WA School: Idaho CFL Experience (Elks): 8 (7)
Acquired: FA - 21

3RD-AND-SHORT

- Missed the entire 2022 season due to injury.
- Member of EE's 2015 Grey Cup championship team.
- 2015 CFL All-Star.

HAVE YOU HERD

- Grymes has around a dozen tattoos, including one of each of his daughters' footprints.
- Grymes' childhood best friend is B.C. Lions defensive back T.J. Lee, whom Grymes played varsity football with at West Seattle high school and little league football.
- T.J. Lee is godfather to Aaron's oldest daughter.
- Aaron and his family have made Edmonton their home year-round.

CAREER HIGHS

Tackles	8	2x, last: 10/28/17 vs. CGY
Sacks	1	07/31/15 vs. SSK
INTs	1	13x, last: 11/19/21 @ BC
FFs	1	2x, last: 09/08/18 vs. CGY
FRs	1	07/17/15 @ OTT

CAREER STATS (REGULAR SEASON)

YEAR	TEAM	GP	DT	ST	TT	INT	QS	FF	FR	TD
2013	EDM	9	18	6	24	1	0	0	0	0
2014	EDM	18	35	4	39	3	0	0	0	0
2015	EDM	16	40	2	42	4	1	0	1	1
2017	EDM	6	30	1	31	0	0	1	0	0
2018	EDM	17	58	5	63	3	0	1	0	1
2019	BC	16	54	0	54	1	0	0	0	0
2021	EDM	13	51	1	52	1	0	0	0	0
2022	EDM	DID NOT PLAY DUE TO INJURY								
TOTALS		95	286	19	305	13	1	2	1	2

CAREER STATS (PLAYOFFS)

YEAR	TEAM	GP	DT	ST	TT	INT	QS	FF	FR	TD
2014	EDM	2	7	0	7	1	0	0	0	0
2015	EDM	1	0	0	0	0	0	0	0	0
2017	EDM	2	8	3	11	0	0	0	0	0
TOTALS		5	15	3	18	1	0	0	0	0

CAREER STATS (GREY CUP)

YEAR	TEAM	GP	DT	ST	TT	INT	QS	FF	FR	TD
2015	EDM	1	3	0	3	0	0	0	0	0
TOTALS		1	3	0	3	0	0	0	0	0

THE PLAYERS





DB | SCOTT HUTTER

20

Height: 6'0" **Weight:** 195 lbs **DOB:** 1997-08-11
Born: London, ON **School:** Wilfrid Laurier **CFL Experience (Elks):** 4 (4)
Acquired: Drafted 6th round in 2019 (50th overall) by EDM (extended 10/14/22)

3RD-AND-SHORT

- In 2022, led the Double E in tackles with 66.
- Drafted 50th overall in the 2019 CFL.
- At Wilfrid Laurier, he was named a OUA Second-Team All-Star in 2018.

HAVE YOU HERD

- Hutter's top three songs to get pumped up on game day are "It's a Long Way to the Top" by AC/DC, "Run This Town" by Jay-Z, and "I'm a Boss" by Meek Mill.
- Superstition is to put his socks on left to right and his shoes on right to left.
- While playing for the Vikings at A.B. Lucas Secondary School in London, Ont., Hutter won the Bob Gooder Award in 2014 recognizing the best football player in the City of London.
- Scott's dad has a PHD in Physics.

CAREER HIGHS

Tackles	10	2x, last: 08/27/22 vs. OTT
Sacks	--	--
INTs	--	--
FFs	1	07/01/22 @ HAM
FRs	1	2x, last: 07/14/22 @ MTL

CAREER STATS (REGULAR SEASON)

YEAR	TEAM	GP	DT	ST	TT	INT	QS	FF	FR	TD
2019	EDM	8	0	11	11	0	0	0	0	0
2021	EDM	7	0	5	5	0	0	0	0	0
2022	EDM	18	57	9	66	0	0	1	2	0
TOTALS		33	57	25	82	0	0	1	2	0



OL | MARTEZ IVEY

62

Height: 6'6" **Weight:** 335 lbs **DOB:** 1995-07-25
Born: Apopka, FL **School:** Florida **CFL Experience (Elks):** 3 (2)
Acquired: Trade - TOR - 22

3RD-AND-SHORT

- In 2022, made his Elks debut in Week 3 against the Calgary Stampeders.
- Made his CFL debut on Nov. 16, 2021, against the Edmonton Elks.
- Selected to the SEC All-Freshman Team in 2015 and named Second Team All-SEC both as a junior (2017) and senior (2018).

HAVE YOU HERD

- Dreams of becoming a pro pickleball player.
- Enjoys bass fishing..
- Martez has a twin brother.

CAREER STATS

REG. SEASON

YEAR	TEAM	GP
2021	TOR	1
2022	EDM	15
TOTALS		16

PLAYOFFS

YEAR	TEAM	GP
2021	TOR	1
TOTALS		1



THE PLAYERS



OL | TOMAS JACK-KURDYLA

(pronounced Toe-mas Jack-KUR-dee-la)

Height: 6'4" **Weight:** 300 lbs **DOB:** 1996-02-27

Born: Montreal, QC **School:** Buffalo **CFL Experience (Elks):** 3 (3)

Acquired: Drafted 1st round in 2020 (4th overall) by Edmonton

64



3RD-AND-SHORT

- Has appeared in 24 games career games, starting nine games at right guard in 2022.
- In 2021, made his first CFL start in Week 7 against the Winnipeg Blue Bombers.
- In 2019, the Bulls offensive line earned an honourable mention for the Joe Moore Award, which is awarded to the top-15 offensive lines in the NCAA.
- Appeared in 48 games (40 starts) at guard at Buffalo.

HAVE YOU HERD

- His favourite TV show is The Office
- He has a Master's in education research.
- Loves going to the theatre and swimming.

CAREER STATS

REG. SEASON

YEAR	TEAM	GP
2021	EDM	13
2022	EDM	11
TOTALS		24



LB | TONY JONES

39

Height: 6'2" **Weight:** 235 lbs **DOB:** 1995-08-05
Born: Casselberry, FL **School:** Texas Tech **CFL Experience (Elks):** 2 (2)
Acquired: FA - 22

3RD-AND-SHORT

- Made his CFL debut on Oct. 15, 2022, against the Toronto Argonauts.
- In 2021, Jones was named the Defensive Rookie of the Year in the Indoor Football League as a member of the Iowa Barnstormers.
- In two seasons at Texas Tech, Jones appeared in 24 games, registering 77 total tackles, eight sacks, one interception and three fumble recoveries.

HAVE YOU HERD

- Enjoys being on a waterboat and jet skiing.
- Big gamer, favourite games, Madden and Call of Duty.
- Played running back in high school.

CAREER HIGHS


Tackles	4	10/21/22 vs. BC
Sacks	--	--
INTs	--	--
FFs	--	--
FRs	--	--

CAREER STATS (REGULAR SEASON)

YEAR	TEAM	GP	DT	ST	TT	INT	QS	FF	FR	TD
2022	EDM	2	2	2	4	0	0	0	0	0
TOTALS		2	2	2	4	0	0	0	0	0

THE PLAYERS





LB | ADAM KONAR

38

Height: 6'2" **Weight:** 225 lbs **DOB:** 1993-10-10
Born: Vancouver, BC **School:** Calgary **CFL Experience (Elks):** 8 (6)
Acquired: FA - 22 (extended 11/03/22)

3RD-AND-SHORT

- Named the Elks' nominee for Most Outstanding Canadian in 2022.
- Enters the 2023 season with 83 career CFL regular season games to his name with 184 total tackles, five sacks, four interceptions, and four forced fumbles.
- Originally selected by Edmonton 25th overall in the 2015 CFL Draft.

HAVE YOU HERD

- Konar is the son of two-time CFL All-Star and one-time Grey Cup champion Kevin Konar, who played linebacker for the B.C. Lions from 1980 to 1989.
- If he could have dinner with three people, Konar would pick David Goggins, Joe Rogan, and Ray Lewis.
- Enjoys golf and playing video games.

CAREER HIGHS

Tackles	10	09/30/17 vs. WPG
Sacks	1	5x, last: 09/16/22 @ SSK
INTs	1	4x, last: 07/14/22 @ MTL
FFs	1	4x, last: 09/16/22 @ SSK
FRs	1	3x, last: 10/08/18 @ SSK

CAREER STATS (REGULAR SEASON)

YEAR	TEAM	GP	DT	ST	TT	INT	QS	FF	FR	TD
2015	EDM	5	1	0	1	0	0	0	0	0
2016	EDM	6	3	1	4	0	0	0	0	0
2017	EDM	12	59	4	63	2	1	1	2	0
2018	EDM	11	21	5	26	1	1	1	1	0
2019	BC	17	6	8	14	0	0	0	0	0
2021	BC	14	6	13	19	0	1	0	0	0
2022	EDM	18	52	5	57	1	2	2	0	0
TOTALS		83	148	36	184	4	5	4	3	0

CAREER STATS (PLAYOFFS)

YEAR	TEAM	GP	DT	ST	TT	INT	QS	FF	FR	TD
2015	EDM	--	--	--	--	--	--	--	--	--
2016	EDM	2	0	0	0	0	0	1	0	0
2017	EDM	2	12	0	12	0	0	0	0	0
2018	EDM	--	--	--	--	--	--	--	--	--
2019	BC	--	--	--	--	--	--	--	--	--
2021	BC	--	--	--	--	--	--	--	--	--
2022	EDM	--	--	--	--	--	--	--	--	--
TOTALS		4	12	0	12	0	0	1	0	0



OL | MARK KORTE

65

Height: 6'2" **Weight:** 293 lbs **DOB:** 1996-08-02
Born: Spruce Grove, AB **School:** Alberta **CFL Experience (Elks):** 5 (2)
Acquired: FA - 22

THE PLAYERS



3RD-AND-SHORT

- Earned unanimous selection for the Elks Most Outstanding Offensive Lineman in 2022.
- Drafted by Ottawa fourth overall in the 2018 CFL Draft.
- Canada West's Most Outstanding Lineman in 2017 with the University of Alberta.

HAVE YOU HERD

- Mark has a yellow lab named Tucker, he is two years old and always makes him smile.
- Played hockey growing up but also tried basketball, baseball, and a handful of other sports.
- Mark's dad, Brent Korte, was drafted by Edmonton in 1989.

CAREER STATS

REG. SEASON

YEAR	TEAM	GP
2018	OTT	17
2019	OTT	18
2021	OTT	13
2022	EDM	17
TOTALS		65

PLAYOFFS

YEAR	TEAM	GP
2018	OTT	1
TOTALS		1

GREY CUP

YEAR	TEAM	GP
2018	OTT	1
TOTALS		1



DL | AC LEONARD

6

Height: 6'2" **Weight:** 250 lbs **DOB:** 1992-01-15
Born: Palatka, FL **School:** Tennessee State **CFL Experience (Elks):** 8 (1)
Acquired: FA - 23



3RD-AND-SHORT

- In 97 career CFL games, Leonard has 234 tackles, 39 sacks, an interception and six forced fumbles.
- Led the CFL in sacks with 11 in 2021.
- East Division All-Star with the Ottawa RedBlacks in 2018.

HAVE YOU HERD

- Ran the fastest 40-yard dash among tight ends at the NFL scouting combine in 2014.
- Played tight end in college.
- In 2012 he was named to the 2012 Sports Network FCS All-American and named College Football Performance Awards FCS Tight End of the Year.

CAREER HIGHS


Tackles	8	10/30/21 @ MTL
Sacks	2	7x, last: 11/05/21 @ EDM
INTs	1	08/06/21 vs. BC
FFs	1	6x, last: 09/16/22 vs. EDM
FRs	1	7x, last: 06/18/22 @ EDM

CAREER STATS (REGULAR SEASON)

YEAR	TEAM	GP	DT	ST	TT	INT	QS	FF	FR	TD
2015	BC	6	1	0	7	0	0	0	0	0
2016	SSK	16	33	2	35	0	5	0	1	0
2017	SSK	17	33	0	33	0	5	1	0	0
2018	OTT	17	49	1	50	0	6	0	3	0
2019	SSK	17	44	0	44	0	9	3	1	0
2021	SSK	11	41	0	41	1	11	1	1	0
2022	SSK	13	33	0	33	0	3	1	1	0
TOTALS		97	234	3	237	1	39	6	7	0

CAREER STATS (PLAYOFFS)

YEAR	TEAM	GP	DT	ST	TT	INT	QS	FF	FR	TD
2015	BC	--	--	--	--	--	--	--	--	--
2016	SSK	--	--	--	--	--	--	--	--	--
2017	SSK	2	3	0	3	0	0	0	0	0
2018	OTT	--	-	--	--	--	--	--	--	--
2019	SSK	1	2	0	2	0	2	1	0	0
2021	SSK	2	7	0	7	0	0	0	0	0
2022	SSK	--	--	--	--	--	--	--	--	--
TOTALS		5	12	0	12	0	2	1	0	0



WR | EUGENE LEWIS

87

Height: 6'1" **Weight:** 208 lbs **DOB:** 1993-04-20
Born: Norristown, PA **School:** Oklahoma **CFL Experience (Elks):** 6 (1)
Acquired: FA - 23

3RD-AND-SHORT

- Was awarded the Terry Evanshen Trophy as the CFL East Division's Most Outstanding Player in 2022 and earned his third consecutive CFL East All-Star selection.
- A two-time CFL All-Star (2021, 2022).
- He totalled 122 passes for 1,569 yards and 10 touchdowns in his NCAA Division 1 football career with Oklahoma.

HAVE YOU HERD

- His second favourite sport is basketball. Scored 1,675 points at Wyoming Valley West High School and was All State in Pennsylvania.
- Geno's dad, Eugene Lewis Sr. was drafted in the second round by the Utah Jazz in the 1989 NBA Draft. His sister Alexis scored 2,300 points in high school, and played at Iona College and Seton Hall, as well as overseas in Spain and Puerto Rico.
- He loves aquariums, zoos, and cooking, with his top-notch dish being chicken and shrimp alfredo.
- His favourite movie is All about the Benjamins and his go to music artist are Lil Wayne, Meek Mill, 2 Chainz, King Von Blxst and K CAMP.
- Played with three Heisman winners, Johnny Manziel, Baker Mayfield, and Kyler Murray.

CAREER HIGHS

Receptions	10	08/17/19 @ CGY
Receiving Yards	156	10/22/21 vs. TOR
Receiving Long	97	09/28/19 @ BC
Receiving TDs	2	5x, last: 09/23/22 vs. HAM

CAREER STATS (REG. SEASON) (PLAYOFFS)

YEAR	TEAM	GP	NO	YDS	AVG	LG	TD	GP	NO	YDS	AVG	LG	TD
2017	MTL	2	7	120	17.1	38	0	--	--	--	--	--	--
2018	MTL	18	44	827	18.8	75	4	--	--	--	--	--	--
2019	MTL	18	72	1133	15.7	97	5	1	4	48	12.0	28	0
2021	MTL	13	62	964	15.5	58	9	1	6	127	21.2	46	1
2022	MTL	17	91	1303	14.3	55	10	2	12	181	15.1	33	0
TOTALS		68	276	4347	15.8	97	28	4	22	356	16.2	46	1



THE PLAYERS



QB | KAI LOCKSLEY

(pronounced Kigh)

Height: 6'4" **Weight:** 210 lbs **DOB:** 1996-11-17

Born: Ft. Washington, MD **School:** Texas El Paso **CFL Experience (Elks):** 2 (2)

Acquired: FA - 22

10

3RD-AND-SHORT

- The dual threat saw action at quarterback and wide receiver in his rookie season (16 games), scoring seven rushing touchdowns.
- Against the Calgary Stampeders on July 7, 2022, Locksley became the first Edmonton player to record 50+ yards passing and 50+ yards receiving in same game since Jackie Parker on Oct. 30, 1961.
- In 20 games at UTEP, Locksley completed 186-of-350 passes for 2,266 yards and nine touchdowns. He also rushed 237 times for 875 yards and 11 touchdowns.

HAVE YOU HERD

- Locksley's father Mike has served as head coach of the University of Maryland football team since 2019. Mike Locksley was previously offensive coordinator for the Alabama Crimson Tide, where he won the Broyles Award in 2018 recognizing the best assistant coach in college football.

CAREER HIGHS

Pass Attempts	7	07/07/22 vs. CGY
Completions	5	07/07/22 vs. CGY
Passing Yards	50	07/07/22 vs. CGY
Yards/Attempts	7.1	07/07/22 vs. CGY
Passing Long	18	07/07/22 vs. CGY
Passing TDs	--	---
Completion %	71.4	07/07/22 vs. CGY
Passer Rating	91.4	07/07/22 vs. CGY
Rushing Attempts	7	08/19/22 @ OTT
Rushing Yards	26	07/07/22 vs. CGY
Rushing Long	21	08/27/22 vs. OTT
Rushing TDs	2	07/14/22 @ MTL
Receptions	4	07/14/22 @ MTL
Receiving Yards	61	07/07/22 vs. CGY
Receiving Long	46	07/07/22 vs. CGY
Receiving TDs	--	---
Offensive TDs	2	07/14/22 @ MTL

CAREER STATS (REG. SEASON)

W/L RECORD

PASSING

RUSHING

RECEIVING

YEAR	TEAM	GP	W	L	ATT	COMP	PCT	YDS	LG	INT	TD	NO	YDS	AVG	LG	TD	NO	YDS	AVG	LG	TD
2022	EDM	16	-	-	8	5	62.5	50	18	0	0	48	117	2.4	21	7	17	247	14.5	46	0
TOTALS		16	-	-	8	5	62.5	50	18	0	0	48	117	2.4	21	7	17	247	14.5	46	0



LB | ENOCK MAKONZO

(pronounced E-knock Muh-con-zo)

Height: 5'11" **Weight:** 195 lbs **DOB:** 1997-05-01

Born: Lachine, QC **School:** Coastal Carolina **CFL Experience (Elks):** 2 (2)

Acquired: Drafted 1st round in 2022 (4th overall) by Edmonton

43

THE PLAYERS



3RD-AND-SHORT

- Started 10 games as a rookie and finished tied for second on the team with 57 total tackles.
- Became the first Coastal Carolina player to be selected in the CFL Draft when he was picked fourth overall by the Elks in 2022.
- Over three seasons with the Chanticleers, he appeared in 27 games, totalling 150 tackles, 21.5 tackles for loss, two sacks and five forced fumbles.
- Makonzo was a two-time All-Sun Belt Honorable Mention (2020 and 2021). He was named to the Pro Football Focus (PFF) College Football All-Sun Belt First Team selection in 2021 and the Phil Steele Sun Belt All-Conference Third Team in 2020.

HAVE YOU HERD

- He is the grandmaster in the game of chess.
- Makonzo's older brother Ethan was drafted 46th overall by the Montreal Alouettes in 2021 and played for the Elks in 2022.
- Enock is one of eight children.
- He has pomsky named Vito.
- Graduated in December 2021 with a bachelor's degree in business management.

CAREER HIGHS

Tackles	7	2x, last: 08/27/22 vs. OTT
Sacks	1	2x, last: 09/16/22 @ SSK
INTs	--	--
FFs	1	08/27/22 vs. OTT
FRs	1	10/01/22 vs. MTL

CAREER STATS (REG. SEASON)

YEAR	TEAM	GP	DT	ST	TT	INT	QS	FF	FR	TD
2022	EDM	16	56	1	57	0	2	1	1	0
TOTALS		16	56	1	57	0	2	1	1	0



DB | MARK McLAURIN

8

Height: 6'2" **Weight:** 215 lbs **DOB:** 1997-04-11
Born: Collins, MS **School:** Mississippi State **CFL Experience (Elks):** 2 (2)
Acquired: FA - 22



3RD-AND-SHORT

- Made an impact in two games in 2022, before landing on the six-game injured list, making 12 total tackles, and recorded his first CFL interception in the Labour Day Classic.
- Attended New York Giants training camp in 2019.
- In 2017, he tied the MSU single season record for interceptions, becoming the first Bulldog since 2009 to tally six picks in a season and was named to the Associated Press All-Bowl Team and TaxSlayer Bowl MVP.

HAVE YOU HERD

- Mark has six siblings.
- Majored in business administration.
- McLaurin played baseball, basketball and football at Collins High School in Collins, Miss.

CAREER HIGHS

Tackles	7	09/10/22 vs. CGY
Sacks	--	--
INTs	1	09/05/22 vs. CGY
FFs	--	--
FRs	--	--

CAREER STATS (REG. SEASON)

YEAR	TEAM	GP	DT	ST	TT	INT	QS	FF	FR	TD
2022	EDM	2	7	5	12	1	0	0	0	0
TOTALS		2	7	5	12	1	0	0	0	0



LB | ELI MENCER

42

Height: 6'1" **Weight:** 229 lbs **DOB:** 1996-11-14
Born: Altoona, PA **School:** Albany **CFL Experience (Elks):** 3 (1)
Acquired: FA - 22

3RD-AND-SHORT

- Spent two seasons with the Toronto Argonauts, recording 17 special teams tackles in 12 games.
- In 45 games over four seasons at the University of Albany, he totalled 106 solo tackles, 21.5 sacks, two interceptions, 12 forced fumbles, and eight fumble recoveries.
- In 2019, he was named AP Second Team All-American and First Team All-Colonial Athletic Association.

HAVE YOU HERD

- Eli is an uncle to two nieces and a nephew.
- He's a substitute teacher in the off-season and also coaches track.
- Graduated with a double major in journalism and sociology.



CAREER HIGHS

Tackles	3	2x, last: 10/06/21 vs. OTT
Sacks	--	--
INTs	1	10/06/21 vs. OTT
FFs	--	--
FRs	--	--

CAREER STATS (REG. SEASON)

YEAR	TEAM	GP	DT	ST	TT	INT	QS	FF	FR	TD
2021	TOR	6	0	10	10	1	0	0	0	0
2022	TOR	6	0	7	7	0	0	0	0	0
TOTALS		12	0	17	17	1	0	0	0	0

THE PLAYERS



WR | DILLON MITCHELL

17

Height: 6'1" **Weight:** 190 lbs **DOB:** 1997-05-16
Born: Memphis, TN **School:** Oregon **CFL Experience (Elks):** 2 (2)
Acquired: FA - 22 (extended 10/24/22)

3RD-AND-SHORT

- Mitchell finished second on the team with four touchdowns, third in receiving yards with 637 and led the Elks in receptions over 30 yards with six.
- Selected 239th overall by the Minnesota Vikings in the 2019 NFL Draft.
- In 2018, Mitchell finished with 10 touchdowns, and a program single-season record 1,184 yards with the Ducks.
- Named Redbox Bowl Offensive MVP, AP Pac-12 All-Conference second team and Coaches Pac-12 All-Conference second team in 2018.

HAVE YOU HERD

- While attending Grade 8 at Memphis University School in Memphis, Tenn., Mitchell was coached by Green and Gold great Glen Rogers Jr.
- In addition to being named the Gatorade high school player of the year in Tennessee in 2015, Mitchell was a standout point guard at White Station high school in Memphis and received basketball scholarship offers from California, UCLA and Tennessee.

CAREER HIGHS

Receptions	6	3x, last: 10/08/22 @ WPG
Receiving Yards	120	09/10/22 vs. CGY
Receiving Long	77	09/16/22 @ SSK
Receiving TDs	1	4x, last: 10/21/22 vs. BC
Punt Returns	6	08/27/22 vs. OTT
Punt Long	33	08/27/22 vs. OTT
Punt TDs	--	--
Kick Returns	2	08/19/22 @ OTT
Kickoff Long	21	08/19/22 @ OTT
Kickoff TDs	--	--

CAREER STATS

RECEIVING

PUNT RETURNS

KICK RETURNS

YEAR	TEAM	GP	NO	YDS	AVG	LG	TD	NO	YDS	AVG	LG	TD	NO	YDS	AVG	LG	TD
2022	EDM	9	35	637	18.2	77	4	12	82	6.8	33	0	2	36	18.0	21	0
TOTALS		9	35	637	18.2	77	4	12	82	6.8	33	0	2	36	18.0	21	0



WR | KYRAN MOORE

3

Height: 5'10" **Weight:** 165 lbs **DOB:** 1996-09-19
Born: Bessemer, AL **School:** Austin Peay **CFL Experience (Elks):** 5 (1)
Acquired: FA - 23

3RD-AND-SHORT

- Saskatchewan's reception leader in consecutive campaigns, with 78 catches in 2019 and 64 in 2021.
- In his senior season at Austin Peay he finished with 1,336 all-purpose yards and eight total touchdowns, earning him a First Team All-OVC and First Team All-American selection by HERO Sports.

HAVE YOU HERD

- Nicknamed "Swerve"
- Played mostly defense in his first two years at Austin Peay.

CAREER HIGHS

Receptions	10	3x, last: 09/30/22 @ WPG
Receiving Yards	159	10/26/19 @ EDM
Receiving Long	98	07/01/19 vs. TOR
Receiving TDs	1	10x, last: 10/23/21 @ CGY
Punt Returns	7	07/27/19 @ BC
Punt Long	90	09/15/18 vs. OTT
Punt TDs	1	2x, last: 09/15/18 vs. OTT
Kick Returns	2	09/22/18 vs. TOR
Kickoff Long	38	10/11/19 @ CGY
Kickoff TDs	--	--

CAREER STATS (REG. SEASON)

RECEIVING

PUNT RETURNS

KICK RETURNS

YEAR	TEAM	GP	NO	YDS	AVG	LG	TD	NO	YDS	AVG	LG	TD	NO	YDS	AVG	LG	TD
2018	SSK	10	32	475	14.8	42	1	29	389	13.4	90	2	3	82	27.3	34	0
2019	SSK	18	78	996	12.8	98	6	22	213	9.7	38	0	2	59	29.5	38	0
2021	SSK	11	64	585	9.1	33	3	3	28	9.3	16	0	0	0	0	0	0
2022	SSK	7	36	295	8.2	24	0	5	47	9.4	13	0	0	0	0	0	0
TOTALS		46	210	2351	11.2	98	10	59	677	11.5	90	2	5	141	28.2	38	0

CAREER STATS (PLAYOFFS)

RECEIVING

PUNT RETURNS

YEAR	TEAM	GP	NO	YDS	AVG	LG	TD	NO	YDS	AVG	LG	TD
2018	SSK	1	0	0	0.0	0	0	4	67	16.8	21	0
2019	SSK	1	9	119	13.2	22	0	0	0	0.0	0	0
TOTALS		2	9	119	13.2	22	0	4	67	16.8	21	0





LB | NYLES MORGAN

45

Height: 6'2" **Weight:** 240 lbs **DOB:** 1996-08-16
Born: Chicago, IL **School:** Notre Dame **CFL Experience (Elks):** 3 (3)
Acquired: FA - 21

3RD-AND-SHORT

- Named the Elks' nominee for Most Outstanding Rookie in 2021.
- Led the Elks in tackles with 66 in 2021.
- Eighth most tackles by a freshman at Notre Dame (47 in 2014).
- In 2020, played five games with the Seattle Dragons of the XFL.
- Notre Dame Defensive Newcomer of the Year (2016).

HAVE YOU HERD

- Owner of Destined Athletics in Edmonton, a performance training facility designed to increase agility, mobility, and speed.
- In high school, Morgan was named Northwest Indiana Times Defensive Player of the Year as both a junior (2012) and senior (2013).
- Morgan majored in psychology at Notre Dame.

CAREER HIGHS

Tackles	11	08/06/22 @ BC
Sacks	1	09/11/21 vs. CGY
INTs	--	--
FFs	1	2x, last: 08/06/22 @ BC
FRs	--	--

CAREER STATS (REG. SEASON)

YEAR	TEAM	GP	DT	ST	TT	INT	QS	FF	FR	TD
2021	EDM	13	66	6	72	0	1	1	0	0
2022	EDM	6	41	1	42	0	0	1	0	0
TOTALS		19	107	7	114	0	1	2	0	0



THE PLAYERS



DL | COLE NELSON

55

Height: 6'6" **Weight:** 312 lbs **DOB:** 1997-03-12
Born: Ponoka, AB **School:** Alberta **CFL Experience (Elks):** 3 (3)
Acquired: Drafted 1st round in 2021 (5th overall) by EDM (extended 11/02/22)

3RD-AND-SHORT

- Has appeared in 10 games for the Double E in two seasons.
- Made his CFL debut against the BC Lions on August 19, 2021.
- Played in 17 career games for the Alberta Golden Bears, recording 21 total tackles, one sack, and one fumble recovery.

HAVE YOU HERD

- Nelson's favourite NFL team is the Minnesota Vikings.
- He is also an avid hunter and a huge World of Warcraft nerd.


CAREER HIGHS

Tackles	1	3x, last: 11/19/21 @ BC
Sacks	--	--
INTs	--	--
FFs	--	--
FRs	--	--

CAREER STATS

YEAR	TEAM	GP	DT	ST	TT	INT	QS	FF	FR	TD
2021	EDM	9	3	0	3	0	0	0	0	0
2022	EDM	1	0	0	0	0	0	0	0	0
TOTALS		10	3	0	3	0	0	0	0	0

THE PLAYERS





DL | J-MIN PELLEY

96

Height: 6'5" **Weight:** 330 lbs **DOB:** 1998-03-23
Born: Calgary, AB **School:** Calgary **CFL Experience (Elks):** 2 (2)
Acquired: 2022 CFL Supplemental Draft



3RD-AND-SHORT

- Played in 16 games in his rookie season.
- Calgary product recorded 15 total tackles, four tackles for loss, 2.5 sacks and one knockdown with the Dinos in 2019.
- Playing in only seven games, Pelley was a Canada West All-Star, Second Team U Sports All-Canadian and a part of Calgary's Vanier Cup championship team in 2019.

HAVE YOU HERD

- Played high level hockey (AAA-AA) and basketball (Div 1 HS/Middleschool & AAU).
- Pelley has skateboarded for over a decade.
- Big gamer with his top games being Apex, Rocket League, and Skate.
- He has a Great Dane named Django.

CAREER HIGHS

Tackles	3	10/21/22 vs. BC
Sacks	--	--
INTs	--	--
FFs	--	--
FRs	--	--

CAREER STATS

YEAR	TEAM	GP	DT	ST	TT	INT	QS	FF	FR	TD
2022	EDM	16	11	0	11	0	0	0	0	0
TOTALS		16	11	0	11	0	0	0	0	0



DL | JACOB PLAMONDON

91

Height: 6'3" **Weight:** 230 lbs **DOB:** 1998-11-06
Born: Red Deer, AB **School:** Calgary **CFL Experience (Elks):** 2 (2)
Acquired: Drafted 2nd round in 2022 (19th overall) by Edmonton

3RD-AND-SHORT

- He made his CFL debut on July 25, 2022, against the Calgary Stampeders at McMahon Stadium, the home field for his university career with the Calgary Dinos.
- In four seasons (27 games) with the Calgary Dinos from 2017 to 2021, Plamondon recorded 39 total tackles, 13 tackles for loss, six sacks and one forced fumble.
- He was part of Calgary's 2019 Vanier Cup championship team.

HAVE YOU HERD

- He plays Dungeons and Dragons once every two weeks with a group of friends.
- Enjoys flying his drone.

CAREER HIGHS

Tackles	2	08/06/22 @ BC
Sacks	--	--
INTs	--	--
FFs	--	--
FRs	--	--

CAREER STATS

YEAR	TEAM	GP	DT	ST	TT	INT	QS	FF	FR	TD
2022	EDM	14	0	2	2	0	0	0	0	0
TOTALS		14	0	2	2	0	0	0	0	0



THE PLAYERS



DB | LOUCHEIZ PURIFOY

(pronounced lou-CHEZ Pure-uh-foye)

Height: 5'11" **Weight:** 190 lbs **DOB:** 1992-12-16

Born: Cantonment, FL **School:** Florida **CFL Experience (Elks):** 7 (1)

Acquired: FA - 23

0



3RD-AND-SHORT

- CFL and West Division All-Star in 2022.
- Suited up in 11 games for the Indianapolis Colts in 2014.
- Played defense and offense in college.

HAVE YOU HERD

- Has three beautiful kids.
- Runs out for pre-game intro wearing the mask of Pennywise the Clown, a character from the book "It" by Stephen King.

CAREER HIGHS

Tackles	9	09/08/18 @ WPG
Sacks	2	08/24/19 vs. OTT
INTs	2	09/08/18 @ WPG
FFs	1	6x, last: 08/24/19 vs. OTT
FRs	1	6x, last: 07/21/22 vs. HAM

CAREER STATS (REG. SEASON)

REGULAR SEASON

YEAR	TEAM	GP	DT	ST	TT	INT	QS	FF	FR	TD	KICKOFF RETURNS				
											NO	YDS	AVG	LG	TD
2016	BC	18	43	5	48	1	5	4	1	1	--	--	--	--	--
2017	BC	18	49	3	52	3	0	0	1	0	--	--	--	--	--
2018	OTT	7	29	0	29	1	0	1	0	0	14	320	22.9	34	0
2018	SSK	10	27	4	31	3	0	0	1	0	9	312	34.7	49	0
2019	SSK	18	40	6	46	3	2	1	1	0	49	1201	24.5	87	1
2021	SSK	12	39	3	42	2	0	0	1	0	6	138	23.0	31	0
2022	BC	18	55	9	64	3	1	0	1	0	13	264	20.3	35	0
TOTALS		101	282	30	312	16	8	6	6	1	91	2235	24.6	87	1

CAREER STATS (PLAYOFFS)

REGULAR SEASON

YEAR	TEAM	GP	DT	ST	TT	INT	QS	FF	FR	TD	KICKOFF RETURNS				
											NO	YDS	AVG	LG	TD
2016	BC	2	6	3	9	0	0	0	0	0	--	--	--	--	--
2017	BC	--	--	--	--	--	--	--	--	--	--	--	--	--	--
2018	OTT	--	--	--	--	--	--	--	--	--	--	--	--	--	--
2018	SSK	1	3	0	3	0	0	0	0	0	5	181	36.2	54	0
2019	SSK	1	2	0	2	0	0	0	0	0	1	14	14.0	14	0
2021	SSK	2	8	1	9	0	0	1	0	0	--	--	--	--	--
2022	BC	2	10	0	10	0	0	0	0	0	--	--	--	--	--
TOTALS		8	29	4	33	0	0	1	0	0	6	195	32.5	54	0



DL | DANIEL ROSS

93

Height: 6'5" **Weight:** 305 lbs **DOB:** 1993-03-15
Born: Louisville, KY **School:** Northeast Mississippi **CFL Experience (Elks):** 2 (1)
Acquired: FA - 22

3RD-AND-SHORT

- Missed the entire 2022 season due to injury.
- Spent the 2020 season with the Las Vegas Raiders and Jacksonville Jaguars playing in 5 games.
- Spent the 2017 and 2018 seasons with the Dallas Cowboys playing in 16 total games, recording 10 defensive tackles, two sacks, and one forced fumble.
- Signed his first CFL contract with Edmonton in 2014.

HAVE YOU HERD

- Ross is a rapper who records under the moniker "LVO Ross" and has recorded songs with former Elks teammate Duron Carter.
- Ross was a standout athlete in both football and basketball at Jeffersontown High School in Jeffersontown, Kentucky.

CAREER HIGHS

Tackles	--	---
Sacks	--	---
INTs	--	--
FFs	--	---
FRs	--	---

CAREER STATS

YEAR	TEAM	GP	DT	ST	TT	INT	QS	FF	FR	TD
2016	EDM	1	0	0	0	0	0	0	0	0
2022	EDM	DID NOT PLAY DUE TO INJURY								
TOTALS		1	0	0	0	0	0	0	0	0



THE PLAYERS



OL | JOSIAH ST. JOHN

58

Height: 6'5" Weight: 305 lbs DOB: 1992-05-18
Born: Toronto, ON School: Oklahoma CFL Experience (Elks): 6 (2)
Acquired: FA - 23



3RD-AND-SHORT

- Had a brief stint with Edmonton in 2019, suiting up in the East Final against the Hamilton Ti-Cats.
- Was the No. 1 overall pick by the Saskatchewan Roughriders in the 2016 CFL Draft.
- Spent three seasons at the University of Oklahoma.

HAVE YOU HERD

- Josiah and his wife have two wonderful kids.
- In the off-season he works for KPMG accounting firm.
- His favourite movie is The Lion King.
- Majored in communications.

CAREER STATS REG. SEASON

YEAR	TEAM	GP
2016	SSK	10
2017	SSK	1
2018	SSK	11
2019	---	---
2021	SSK	14
2022	SSK	11
TOTALS		47

PLAYOFFS

YEAR	TEAM	GP
2016	SSK	0
2017	SSK	0
2018	SSK	0
2019	EDM	1
2021	SSK	2
2022	SSK	0
TOTALS		3



OL | SAMUEL THOMASSIN

63

Height: 6'6" **Weight:** 330 lbs **DOB:** 1995-04-14
Born: Quebec, QC **School:** Laval **CFL Experience (Elks):** 2 (1)
Acquired: FA - 22

3RD-AND-SHORT

- Second-round draft pick in 2019 by the Montreal Alouettes.
- At Laval, was named First-team All-Canadian (2018, 2019) and a second-team All-Canadian in 2017.

HAVE YOU HERD

- A sports enthusiast, loves watching and playing other sports.
- Big time into golf and trying new food spots.
- Samuel has four siblings.


CAREER STATS

REG. SEASON

YEAR	TEAM	GP
2021	MTL	2
TOTALS		2



THE PLAYERS



WR | DANNY VANDERVOORT

83

Height: 6'2" **Weight:** 204 lbs **DOB:** 1994-03-13
Born: Barrie, ON **School:** McMaster **CFL Experience (Elks):** 5 (3)
Acquired: FA - 19 (extended 01/17/23)



3RD-AND-SHORT

- Vandervoort scored his first CFL touchdown on Nov. 5, 2021, against the Saskatchewan Roughriders.
- Selected third overall in the 2017 CFL Draft by the BC Lions.
- Played in 32 career games with the McMaster Marauders, catching 148 passes for 2,572 yards and 29 touchdowns (third most in U SPORTS history).
- Was named a First Team U SPORTS All-Canadian in 2015 and named the 2013 U SPORTS Rookie of the Year.

HAVE YOU HERD

- He's a fully certified firefighter.
- Enjoys playing golf.
- Self-proclaimed best N64 Super Smash Bros. player on the Elks.
- Played quarterback in high school.

CAREER HIGHS

Receptions	4	10/21/22 vs. BC
Receiving Yards	54	11/05/21 vs. SSK
Receiving Long	28	10/01/22 vs. MTL
Receiving TDs	2	11/05/21 vs. SSK

CAREER STATS

YEAR	TEAM	GP	NO	YDS	AVG	LG	TD
2017	BC	18	1	25	25.0	25	0
2018	BC	8	0	0	0.0	0	0
2021	EDM	13	3	54	18.0	26	2
2022	EDM	18	8	75	9.4	28	1
TOTALS		57	12	154	12.8	28	3



***2022 YEAR IN
REVIEW***



EDMONTON ELKS

2022 INDIVIDUAL STATISTICS

SCORING	PTS	PASSING	ATT	COMP	YDS	PCT	INT	TD
Sergio Castillo	140	Taylor Cornelius	357	205	2768	57.4	9	11
Taylor Cornelius	44	Nick Arbuckle	115	74	892	64.3	8	2
Kai Locksley	44	Tre Ford	69	40	461	58.0	5	2
Kenny Lawler	30	Kai Locksley	8	5	50	62.5	0	0
Dillon Mitchell	24	Sergio Castillo	1	0	0	0.0	0	0
Jalin Marshall	12							

RECEIVING	NO	YDS	AVG	TD
Kenny Lawler	58	894	15.4	5
Derel Walker	65	874	13.4	1
Dillon Mitchell	35	637	18.2	4
Emmanuel Arceneaux	39	513	13.2	1
Kai Locksley	17	247	14.5	0
Kevin Brown	24	176	7.3	0
Caleb Holley	8	101	12.6	0

RUSHING	NO	YDS	AVG	TD
Taylor Cornelius	71	502	7.1	7
Kevin Brown	74	486	6.6	1
Ante Milanovic-Litre	54	241	4.5	1
Tre Ford	19	149	7.8	0
James Wilder Jr.	28	124	4.4	0
Kai Locksley	48	117	2.4	7

PUNT RETURNS	NO	YDS	AVG	TD
Christian Saulsberry	19	235	12.4	0
Charles Nelson	14	85	6.1	0
Dillon Mitchell	12	82	6.8	0

KICKOFF RETURNS	NO	YDS	AVG	TD
Christian Saulsberry	34	635	18.7	0
Charles Nelson	27	503	18.6	0
Jalin Marshall	9	183	20.3	0

MISSED FG RETURNS	NO	YDS	AVG	TD
Christian Saulsberry	3	78	26.0	0
Charles Nelson	2	50	25.0	0

INT. RETURNS	NO	YDS	AVG	TD
Donovan Olumba	1	54	54.0	0
Nafees Lyon	1	31	31.0	0
Adam Konar	1	27	27.0	0
Duron Carter	1	17	17.0	0
Ed Gainey	1	13	13.0	0
Mark McLaurin	1	13	13.0	0
Brady Sheldon	1	10	10.0	0
Matthew Thomas	1	9	9.0	0
Tobi Antigha	1	9	9.0	0
Jeff Richards	1	0	0.0	0

FUMBLE RETURNS	NO	YDS	AVG	TD
Matthew Thomas	3	11	3.7	0
Scott Hutter	2	0	0.0	0
Thomas Costigan	2	0	0.0	0

DEFENSIVE TACKLES	NO
Scott Hutter	57
Enock Makonzo	56
Adam Konar	52
Matthew Thomas	51
Ed Gainey	47

SPECIAL TEAMS TACKLES	NO
Tanner Green	12
Scott Hutter	9
Ante Milanovic-Litre	7

QUARTERBACK SACKS	NO
Jake Ceresna	10
Matthew Thomas	4
Thomas Costigan	3
Christian Rector	3
Avery Ellis	3

TACKLES FOR A LOSS	NO
Enock Makonzo	5
Matthew Thomas	4
Makana Henry	4

KNOCKDOWNS	NO
Scott Hutter	5
Ed Gainey	5
Adam Konar	4
Nafees Lyon	4

FIELD GOALS	T	G	LG	PCT
Sergio Castillo	44	37	52	84.1

KICKOFFS	NO	YDS	AVG	LG
Sergio Castillo	48	2878	60.0	100
Matt Mengel	7	454	64.9	70
Ryan Meskell	4	230	57.5	61

PUNTING	NO	YDS	AVG	LG
John Ryan	62	2681	43.2	60
Matt Mengel	24	1132	47.2	63
Sergio Castillo	8	308	38.5	50

EDMONTON ELKS

2022 INDIVIDUAL STATISTICS

SCORING	TD	C-1	C-2	FG	S	ST	PTS
Sergio Castillo		26		37	3		140
Jon Ryan					3		3
Matt Mengel					1		1
Taylor Cornelius	7		1				44
Kai Locksley	7		1				44
Kenny Lawler	5						30
Dillon Mitchell	4						24
Jalin Marshall	2						12
Maleek Irons	1						6
Emmanuel Arceneaux	1						6
Ante Milanovic-Litre	1						6
Derel Walker	1						6
Jalen Collins	1						6
Sherman Badie	1						6
Tanner Green	1						6
Danny Vandervoort	1						6
Kevin Brown	1						6
Safety Touches						1	2
TOTALS	34	26	2	37	7	1	354

EDMONTON ELKS

2022 SEASON SINGLE-GAME HIGHLIGHTS

TEAM HIGHLIGHTS		
Most Points Scored	32	at Mtl Jul 14
Fewest Points Scored Against	12	at Ott Aug 19
Most Touchdowns	4	2 games
Fewest Touchdowns Against	1	at Ott Aug 19
Most Touchdowns Rushing	3	at Mtl Jul 14
Fewest Touchdowns Against Rushing	0	2 games
Most Touchdowns Passing	2	3 games
Fewest Touchdowns Against Passing	0	2 games
Most First Downs	27	at Mtl Jul 14
Fewest First Downs Against	12	vs Wpg Jul 22
Most First Downs Rushing	13	at Ott Aug 19
Fewest First Downs Against Rushing	3	at Sask Sep 05
Most First Downs Passing	15	at BC Jun 11
Fewest First Downs Against Passing	5	2 games
Most Total Yards Offense	423	at Sask Sep 16
Fewest Total Yards Offense Against	256	vs Sask Aug 13
Most Yards Net Rushing	202	at Sask Sep 16
Fewest Yards Against Net Rushing	62	at BC Aug 06
Most Carries Rushing	29	at Ott Aug 19
Fewest Carries Rushing Against	14	at Mtl Jul 14
Most Yards Net Passing	315	vs Sask Jun 18
Fewest Yards Against Net Passing	130	vs Sask Aug 13
Most Pass Attempts	42	vs Wpg Jul 22
Fewest Pass Attempts Against	16	vs Wpg Jul 22
Most Completions	25	vs Wpg Jul 22
Fewest Completions Against	7	vs Wpg Jul 22
Most Interceptions For	2	3 games
Most Quarterback Sacks For	8	at Sask Sep 16
Longest Time of Possession	37:14	vs Wpg Jul 22
Fewest Penalties	4	vs Tor Oct 15
Fewest Penalty Yards	25	vs Tor Oct 15



EDMONTON ELKS

2022 SEASON SINGLE-GAME HIGHLIGHTS

INDIVIDUAL

Most Points	14	Castillo at Sask Sep 16
Most Touchdowns	2	2 players
Most Touchdowns Rushing	2	2 players
Most Touchdowns Receiving	1	7 players
Most Yards Rushing	121	Brown vs Tor Oct 15
Longest Rush	56	Cornelius at Sask Sep 16
Most Carries	19	Brown vs Tor Oct 15
Most Touchdown Passes Thrown	2	Cornelius 3 times
Most Passes Thrown	42	Cornelius vs Wpg Jul 22
Most Completions	25	Cornelius vs Wpg Jul 22
Most Yards Passing	315	Arbuckle vs Sask Jun 18
Most Yards Receiving	149	Lawler vs Sask Jun 18
Longest Passing Play	77	Mitchell from Cornelius at Sask Sep 16
Most Receptions	12	Lawler vs Sask Jun 18
Most Yards from Scrimmage	149	Lawler vs Sask Jun 18
Most All-Purpose Yards	205	Saulsberry at Wpg Oct 08
Most Interceptions	1	10 players
Longest Interception Return	54	Olumba vs BC Oct 21
Touchdowns on Interception Returns	0	---
Most Defensive Tackles	10	2 players
Most Special Team Tackles	3	2 players
Most Quarterback Sacks	2	2 players
Most Tackles For Losses	1	16 players
Most Forced Fumbles	2	Ceresna vs Mtl Oct 01
Most Knockdowns	2	Gainey at Sask Sep 16
Most Fumble Returns	1	10 players
Longest Fumble Returns	14	Collins at Ham Jul 01
Most Blocked Kicks	0	---
Most Field Goals	4	Castillo at Sask Sep 16
Longest Field Goal	52	Castillo twice
Most Converts	3	Castillo at Ott Aug 19
Most Singles	1	3 players
Most Punts	7	Ryan at BC Aug 06
Most Punting Yards	311	Mengel at Cgy Jun 25
Longest Punt	63	Mengel at Cgy Jun 25
Best Punting Average	53.2	Mengel vs Ham Jul 01
Most Punt Return Yards	64	Saulsberry vs Tor Oct 15
Longest Punt Return	38	Saulsberry vs Tor Oct 15
Most Punt Returns	6	Mitchell vs Ott Aug 27
Most Kickoff Return Yards	175	Saulsberry at Wpg Oct 08
Longest Kickoff Return	40	Saulsberry twice
Most Kickoff Returns	8	Saulsberry at Wpg Oct 08
Longest Missed Field Goal Return	51	Saulsberry vs Mtl Oct 01
Most Missed Field Goal Returns	2	Saulsberry vs Mtl Oct 01
Most Kickoffs	6	Castillo at Ham Jul 01
Most Kickoff Yards	412	Castillo at Ham Jul 01
Longest Kickoff	100	Castillo at Ham Jul 01

EDMONTON ELKS

2022 REGULAR SEASON

TEAM	W-L-T
Overall	4-14-0
Home	0-9-0
Away	4-5-0

WHEN	W-L-T
Scoring first	1-5-0
Opponent Scores First	3-9-0
Leading at Half Time	1-4-0
Tied at Halftime	0-0-0
Trailing at Halftime	3-10-0
Leading after three quarters	2-3-0
Losing after three quarters	2-11-0
Tied after three quarters	0-0-0
Overtime	0-0-0
Scoring on first possession	1-6-0
Scoring TD on first possession	1-3-0
Scoring FG on first possession	0-3-0
Scoring 10 or more points	4-13-0
Scoring 20 or more points	4-4-0
Scoring 30 or more points	2-0-0
Allowing 10 or fewer points	0-0-0
Allowing 20 or fewer points	1-0-0
Allowing 30 or fewer points	3-7-0
Outcomes of 7 points or less	3-4-0
Outcomes of 3 points or less	2-0-0
Rushing 20 or more times	4-5-0
Rushing 30 or more times	0-0-0
Rushing 40 or more times	0-0-0
Individual Elks 100-yard rusher	1-1-0
Individual Elks 100-yard receiver	0-6-0
Individual Elks 300-yard passer	0-1-0
Elks out-gain opposition	2-4-0
Elks out-rush opposition	4-5-0
Elks out-pass opposition	2-8-0
Opponent individual 100-yard rusher	0-5-0
Opponent individual 100-yard receiver	0-6-0
Opponent individual 300-yard passer	0-2-0

BY MONTH	W-L-T
June	0-3-0
July	2-2-0
August	1-3-0
September	1-2-0
October	0-4-0
November	0-0-0

BY DAY	W-L-T
Monday	0-1-0
Tuesday	0-0-0
Wednesday	0-0-0
Thursday	1-1-0
Friday	3-2-0
Saturday	0-10-0
Sunday	0-0-0

AGAINST	W-L-T
BC	0-3-0
Calgary	0-4-0
Hamilton	1-0-0
Montreal	1-1-0
Ottawa	1-1-0
Saskatchewan	1-2-0
Toronto	0-1-0
Winnipeg	0-2-0
East	3-3-0
West	1-11-0

TURNOVERS	W-L-T
Positive	3-0-0
Even	1-2-0
Negative	0-11-0



2022 CFL FINAL STANDINGS

WEST DIVISION	W	L	T	PTS	PF	PA
Winnipeg Blue Bombers	15	3	0	30	538	370
BC Lions	12	6	0	24	525	405
Calgary Stampeders	12	6	0	24	562	397
Saskatchewan Roughriders	6	12	0	12	387	476
Edmonton Elks	4	14	0	8	354	599

EAST DIVISION	W	L	T	PTS	PF	PA
Toronto Argonauts	11	7	0	22	443	425
Montreal Alouettes	9	9	0	18	476	466
Hamilton Tiger-Cats	8	10	0	16	421	473
Ottawa REDBLACKS	4	14	0	8	380	475

WEST DIVISION PLAYOFFS

WEST DIVISION SEMI-FINAL

Calgary Stampeders	16
BC Lions	30

WEST DIVISION CHAMPIONSHIP

BC Lions	20
Winnipeg Blue Bombers	28

EAST DIVISION PLAYOFFS

EAST DIVISION SEMI-FINAL

Hamilton Tiger-Cats	17
Montreal Alouettes	28

EAST DIVISION CHAMPIONSHIP

Montreal Alouettes	27
Toronto Argonauts	34

GREY CUP (at Mosaic Stadium, Regina, SK)

Toronto Argonauts	24
Winnipeg Blue Bombers	23

2022 CFL AWARD WINNERS

AWARD	WINNER	RUNNER-UP
Outstanding Player	Zach Collaros, Wpg	Eugene Lewis, Mtl
Outstanding Canadian	Nathan Rourke, BC	Kurleigh Gittens Jr., Tor
Outstanding Rookie	Dalton Schoen, Wpg	Tyson Philpot, Mtl
Outstanding Defensive Player	Lorenzo Mauldin IV, Ott	Shawn Lemon, Cgy
Outstanding Offensive Lineman	Stanley Bryant, Wpg	Brandon Revenberg, Ham
Outstanding Special Teams	Mario Alford, Sask	Chandler Worthy, Mtl
Coach of the Year	Mike O'Shea, Wpg	Ryan Dinwiddie, Tor
Commissioner's Award	Jeff Harbin	
Hugh Campbell Award	Rick LeLacheur	
Tom Pate Memorial Award	Emmanuel Arceneaux, Edm	
Jane Mawby Tribute Award	Gail Mund, Sask	
Jake Gaudaur Award	Dan Clark, Sask	

2022 CFL ALL-STARS

POS	ALL - CFL OFFENCE	WEST	EAST
QB	Zach Collaros, Wpg	Zach Collaros, Wpg	McLeod Bethel-Thompson, Tor
RB	Ka'Deem Carey, Cgy	Ka'Deem Carey, Cgy	A.J. Ouellette, Tor
R	Dalton Schoen, Wpg	Dalton Schoen, Wpg	Steven Dunbar Jr., Ham
R	Eugene Lewis, Mtl	Malik Henry, Cgy	Eugene Lewis, Mtl
R	Doninique Rymes, BC	Doninique Rymes, BC	Jaelon Acklin, Ott
R	Tim White, Ham	Nic Demski, Wpg	Tim White, Ham
R	Kurleigh Gittens Jr., Tor	Kenny Lawler, Edm	Kurleigh Gittens Jr., Tor
C	Sean McEwan, Cgy	Sean McEwan, Cgy	Justin Lawrence, Tor
G	Brandon Revenberg, Ham	Ryan Sceviour, Cgy	Brandon Revenberg, Ham
G	Patrick Neufield, Wpg	Patrick Neufield, Wpg	Jacob Ruby, Ott
T	Stanley Bryant, Wpg	Stanley Bryant, Wpg	Dejon Allen, Tor
T	Derek Dennis, Cgy	Derek Dennis, Cgy	Landon Rice, Mtl

POS	ALL - CFL DEFENCE	WEST	EAST
DT	Mike Rose, Cgy	Mike Rose, Cgy	Micah Johnson, Ham
DT	Jake Ceresna, Edm	Jake Ceresna, Edm	Shawn Oakman, Tor
DE	Lorenzo Mauldin IV, Ott	Willie Jefferson, Wpg	Lorenzo Mauldin IV, Ott
DE	Shawn Lemon, Cgy	Shawn Lemon, Cgy	Julian Howsare, Ham
LB	Wynton McManis, Tor	Adam Bighill, Wpg	Wynton McManis, Tor
LB	Cameron Judge, Cgy	Cameron Judge, Cgy	Jovan Santos-Knox, Ham
LB	Kameron Kelly, Ham	Derick Moncrief, Sask	Kameron Kelly, Ham
DB	Marcus Sales, BC	Marcus Sales, BC	Richard Leonard, Ham
DB	Deatrick Nichols, Wpg	Deatrick Nichols, Wpg	Wesley Sutton, Mtl
CB	Jamal Peters, Tor	Jonathan Moxey, Cgy	Jamal Peters, Tor
CB	Garry Peters, BC	Garry Peters, BC	jumal Rolle, Ham
S	Loucheiz Purifoy, BC	Loucheiz Purifoy, BC	Tunde Adeleke, Ham

POS	ALL - CFL SPECIAL TEAMS	WEST	EAST
P	Cody Grace, Cgy	Cody Grace, Cgy	John Haggerty, Tor
K	Rene Paredes, Cgy	Rene Paredes, Cgy	Seth Small, Ham
ST	Janarion Grant, Wpg	Janarion Grant, Wpg	Chandler Worthy, Mtl

2022 CFLPA ALL-STAR TEAM

POS	ALL - CFL OFFENCE	POS	ALL - CFL DEFENCE	POS	ALL - CFL S. TEAMS
QB	Zach Collaros, Wpg	DE	Folarin Orimolade, Cgy	K	Rene Paredes, Cgy
T	Stanley Bryant, Wpg	DE	Lorenzo Mauldin IV, Ott	P	Richie Leone, Ott
T	James Hardrick, Wpg	DT	Jake Ceresna, Edm	ST	Mario Alford, Sask
G	Brandon Revenberg, Ham	DT	Almondo Sewell, Mtl	LS	Aaron Crawford, Cgy
G	Patrick Neufield, Wpg	LB	Adam Bighill, Wpg	HC	Mike O'Shea, Wpg
C	David Beard, Ham	LB	Cameron Judge, Cgy		
RB	Ka'Deem Carey, Cgy	LB	Derrick Moncrief, Sask		
FB	David Mackie, BC	CB	Jamal Peters, Tor		
SB	Nic Demski, Wpg	CB	Nick Marshall, Sask		
SB	Reggie Begelton, Cgy	HB	T.J. Lee, BC		
WR	Dominique Rhymes, BC	HB	Deatrick Nichols, Wpg		
WR	Eugene Lewis, Mtl	S	Tunde Adeleke, Ham		



EDMONTON ELKS

LAST TIME IT HAPPENED

TEAM

OVERTIME GAME

October 21, 2017 at BC (W 35-29)

SHUTOUT

By Elks: July 25, 2019 vs Toronto (W 26-0)

By Opponent: August 15, 1976 at Saskatchewan (L 40-0)

AT LEAST 400 TOTAL YARDS NET OFFENCE

By Elks: September 16, 2022 at Saskatchewan

(439 yds, W 26-24)

By Opponent: October 8, 2022 vs Winnipeg

(503 yds, L 48-11)

AT LEAST 500 TOTAL YARDS NET OFFENCE

By Elks: August 16, 2019 at Toronto (508 yds, W 41-26)

By Opponent: October 8, 2022 vs Winnipeg

(503 yds, L 48-11)

AT LEAST 600 TOTAL YARDS NET OFFENCE

By Elks: June 14, 2019 vs Montreal (607 yds, W 32-25)

By Opponent: July 1, 2006 at Winnipeg (601 yds, L 46-10)

AT LEAST 200 YARDS RUSHING

By Elks: September 16, 2022 at Saskatchewan

(202 yds, W 26-24)

By Opponent: September 2, 2019 at Calgary

(25/201 yds, L 25-9)

AT LEAST 300 YARDS RUSHING

By Elks: October 16, 2010 at BC (41/346 yds, W 31-28)

By Opponent: Unknown

AT LEAST 300 YARDS PASSING

By Elks: June 18, 2022 vs Saskatchewan

(315 yds, L 26-16)

By Opponent: October 8, 2022 vs Winnipeg

(367 yds, L 48-11)

AT LEAST 400 YARDS PASSING

By Elks: August 23, 2019 vs Winnipeg (430 yds, L 34-28)

By Opponent: August 6, 2022 at BC (478 yds, L 46-14)

AT LEAST 500 YARDS PASSING

By Elks: August 18, 2013 at Toronto (511 yds, L 36-33)

By Opponent: June 25, 2015 vs Ottawa

(543 yds, L 45-37 OT)

INDIVIDUAL (OFFENCE)

100-YARD RUSHING GAME:

By Elks: Kevin Brown - October 15, 2022 vs Tor (19/121 yds, L 28-23)

By Opponent: James Butler - October 21, 2022 vs BC (24/141 yds, L 31-14)

200-YARD RUSHING GAME:

By Elks: Sean Millington - October 30, 1999 vs Sask (29/225 yds, W 34-21)

By Opponent: Darren Davis - October 28, 2000 vs Sask (220 yds, L 54-52 OT)

100-YARD RECEIVING GAME:

By Elks: Derel Walker (7/114) - October 15, 2022 vs Tor (L 28-25)

By Opponent: Dalton Schoen (7/162) - October 8, 2022 at Wpg (L 48-11)

200-YARD RECEIVING GAME:

By Elks: DaVaris Daniels (10/207) - August 23, 2019 vs Wpg (L 34-28)

By Opponent: Romy Bryant (9/211) - October 23, 2009 at Cgy (L 30-7)

300-YARD PASSING GAME:

By Elks: Nick Arbuckle - June 18, 2022 vs Sask (21/35, 315 yds, L 26-16)

By Opponent: Nathan Rourke - August 6, 2022 at BC (34/37, 477 yds, L 46-14)

400-YARD PASSING GAME:

By Elks: Trevor Harris - August 23, 2019 vs Wpg (26/40, 430 yds, L 34-28)

By Opponent: Nathan Rourke - August 6, 2022 at BC (34/37, 477 yds, L 46-14)

500-YARD PASSING GAME:

By Elks: Mike Reilly - August 18, 2013 at Tor (35/46, 511 yds, L 36-33 OT)

By Opponent: Kerwin Bell - September 26, 1998 vs Tor (35/52, 501 yds, L 30-29)

5-TOUCHDOWN PASSING GAME:

By Elks: Ricky Ray - September 14, 2007 vs Mtl (20/29, 322 yds, 5 TD's, W 47-28)

By Opponent: Nathan Rourke - August 6, 2022 at BC (34/37, 477 yds, 5 TD, L 46-14)

4-TOUCHDOWN PASSING GAME:

By Elks: Trevor Harris - September 6, 2021 at Calgary (31/41, 395 yds, 4 TD's, W 32-20)

By Opponent: Nathan Rourke - August 6, 2022 at BC (34/37, 477 yds, 5 TD, L 46-14)

3-TOUCHDOWN PASSING GAME:

By Elks: Taylor Cornelius - November 13, 2021 vs Sask (20/30, 224 yds, 3 TD's, L 29-24)

By Opponent: Zach Collaros - October 8, 2022 at Win (15/19, 241 yds, 3 TD, L 48-11)

INDIVIDUAL (DEFENCE)

INTERCEPTION RETURN FOR TOUCHDOWN:

By Elks: Trumaine Washington - September 11, 2021 vs Cgy (47 yds off Mitchell L 32-16)

By Opponent: Tyrice Beverette - October 1, 2022 vs Cgy (100 yds off Cornelius, L 25-18)

FUMBLE RETURN FOR TOUCHDOWN

By Elks: Jalen Collins (14 yds) - July 1, 2022 at Ham (W 29-25)

By Opponent: Cameron Judge (63 yds) - July 7, 2022 vs Cgy (L 49-6)

AT LEAST TWO INTERCEPTIONS

By Elks: Trumaine Washington - November 16, 2021 at Tor (2 for 19 yds, W 13-7)

By Opponent: Marcus Sayles - October 21, 2022 vs BC (2 for 39 yds, L 31-14)

INDIVIDUAL (SPECIAL TEAMS)

KICKOFF RETURN FOR TOUCHDOWN:

By Elks: Kendial Lawrence - October 19, 2014 at Sask (96 yds, W 24-19)

By Opponent: Mario Alford - August 13, 2022 vs Sask (98 yds, L 34-23)

PUNT RETURN FOR TOUCHDOWN:

By Elks: Kendial Lawrence - August 28, 2015 vs Tor (64 yds, W 38-15)

By Opponent: Lucky Whitehead - November 19, 2021 at BC (79 yds, L 43-10)

BLOCKED PUNT:

By Elks: Rueben Frank - June 25, 2016 vs Ott (L 45-37 OT)

By Opponent: A.J. Allen - September 16, 2022 vs Sask (W 26-24)

BLOCKED PUNT RETURNED/RECOVERED FOR TOUCHDOWN:

By Elks: Rueben Frank - June 25, 2016 vs Ott (L 45-37 OT)

By Opponent: Willie Jefferson - August 25, 2017 vs Sask (L 54-31)

BLOCKED FIELD GOAL:

By Elks: Lawrence Gordon - July 24, 2010 at Wpg (L 47-21)

By Opponent: Davon Coleman - August 27, 2022 vs Ott (L 25-18)

BLOCKED CONVERT:

By Elks: Mike Moore - October 8, 2021 (L 30-3)

By Opponent: Charbel Dabire - November 2, 2019 at Sask (L 23-13)

FAKE PUNT:

By Elks: Sept 26, 2015 vs BC (Lynch run 2 yds - 1st down)

By Opponent: Oct 1, 2022 vs Mtl (Antwi 5 yd run, 1st down)

FAKE FIELD GOAL ATTEMPT:

By Elks: June 18, 2022 vs Sask (Castillo incomplete pass - Turnover on Downs)

By Opponent: July 16, 2009 vs BC (Jackson incomplete pass - Turnover on Downs)

SAFETY:

By Elks: Tunde Adeleke Concede, July 1, 2022 at Ham (W 29-25)

By Opponent: Duron Carter Concede, September 10, 2022 vs Cgy (L 56-28)

DEFENSIVE CONVERT SCORED:

By Elks: - Unknown

By Opponent: Carter, August 25, 2017 vs Sask, 113 yd Blocked Convert return (L 54-31)

INSIDE KICKOFF RECOVERED:

By Elks: Patrick Watkins - June 28, 2014 at BC (W 27-10)

By Opponent: Jeremy Unertl - October 21, 2011 at Tor (W 31-24)

INSIDE KICKOFF RETURN FOR TOUCHDOWN:

By Elks: Rob Grant - September 19, 2003 vs Ott (24 yds, W 45-33)

By Opponent: Unknown

INSIDE PUNT RECOVERED:

By Elks: Ray Perryman - July 13, 2007 at Wpg (W 19-15)

By Opponent: Unknown

The first part of the document discusses the importance of maintaining accurate records of all transactions. It emphasizes that every receipt, invoice, and bill should be properly filed and indexed for easy retrieval. This is particularly crucial for businesses that operate in highly regulated industries where compliance is a top priority.

In addition to record-keeping, the document also addresses the need for regular audits. These audits should not only focus on financial statements but also on operational procedures to ensure that all activities are conducted in accordance with established policies and standards.

Furthermore, the document highlights the significance of transparency in financial reporting. By providing clear and concise reports to stakeholders, organizations can build trust and demonstrate their commitment to ethical business practices.

Finally, the document concludes by stressing the importance of staying up-to-date with the latest regulations and industry trends. This proactive approach allows organizations to anticipate potential challenges and implement effective strategies to mitigate risks.



RECORDS

**VS****REGULAR SEASON**

	GP	W	L	T	PA	PF	PPG	Pct
Home	100	62	37	1	2011	2404	44.2	0.625
Away	104	54	47	3	2352	2397	45.7	0.534
Total	204	116	84	4	4363	4801	44.9	0.578

DIVISION SEMI-FINAL

	GP	W	L	T	PA	PF	PPG	Pct
Home	5	3	2	0	113	162	55.0	0.600
Away	1	1	0	0	8	20	28.0	1.000
Total	6	4	2	0	121	182	50.5	0.667

DIVISION FINAL

	GP	W	L	T	PA	PF	PPG	Pct
Home	4	3	1	0	59	120	44.8	0.750
Away	3	2	1	0	70	82	50.7	0.667
Total	7	5	2	0	129	202	47.3	0.714

REGULAR SEASON HISTORY

	W-L-T	Pct
Last 10 Games vs BC	4-6-0	0.400
Last 10 Games in Edmonton	8-2-0	0.800
Last 10 Games in Vancouver	4-6-0	0.400
Elks Record vs BC in Commonwealth Stadium	35-26-0	0.574
50's (1954-1959)	21-3-0	0.875
60's (1960-1969)	15-15-1	0.500
70's (1970-1979)	18-9-3	0.650
80's (1980-1989)	14-12-0	0.538
90's (1990-1999)	18-11-0	0.621
00's (2000-2009)	13-17-0	0.433
10's (2010-2019)	16-13-0	0.552
20's (2021-2022)	1-4-0	0.250

LONGEST WINNING STREAK

10 games	Sept. 6, 1954 to Sept. 15, 1956
9 games	Oct. 22, 1956 to Oct. 25, 1958
7 games	Sept. 16, 1979 to Oct. 3, 1981

LONGEST WINNING STREAK - AT HOME

10 games	Sept. 6, 1954 to Oct. 25, 1958
8 games	Nov. 1, 2014 to present
5 games	Sept. 21, 1959 to Aug. 31, 1962
5 games	Sept. 16, 1979 to Oct. 10, 1982

LONGEST WINNING STREAK - IN VANCOUVER

8 games	Oct. 12, 1991 to Oct. 12, 1996
5 games	Sept. 20, 1954 to Aug. 27, 1956

LONGEST LOSING STREAK

8 games	Aug. 12, 1963 to Oct. 2, 1965
6 games	Aug. 12, 1983 to Oct. 27, 1985
5 games	Aug. 4, 2006 to Oct. 20, 2007
5 games	Sept. 22, 2012 to Oct 25, 2013

LONGEST LOSING STREAK - AT HOME

4 games	Sept. 29, 1962 to Oct. 17, 1964
4 games	Oct. 17, 2008 to July 4, 2010

LONGEST LOSING STREAK - IN VANCOUVER

7 games	Sept. 18, 2004 to Aug. 8, 2008
5 games	Aug. 12, 1963 to Oct. 2, 1965

MOST POINTS SCORED

54	54-13 W vs BC Oct. 22, 1956
54	54-14 W at BC Oct. 29, 1993
49	49-42 W vs BC Oct. 1, 2000

MOST POINTS ALLOWED

59	59-15 L at BC Jun. 11, 2022
51	51-16 L at BC Oct. 29, 1988
49	49-6 L vs BC Sept. 19, 1964

FEWEST POINTS SCORED

0	12-0 L vs BC Aug. 17, 1959
1	11-1 L at BC Sept. 24, 1956
1	40-1 L vs BC Oct. 5, 1963
1	11-1 L at BC Aug. 18, 1971
1	27-1 L at BC Sept. 13, 1997
1	36-1 L vs BC Aug. 19, 2011

FEWEST POINTS ALLOWED

0	22-0 W at BC Oct. 18, 1954
0	15-0 W at BC Sept. 26, 1955
0	18-0 W at BC Aug 27, 1956
0	29-0 W vs BC Oct. 26, 1957
0	26-0 W at BC Aug. 29, 1960

HIGHEST SCORING GAME

91	49-42 W vs BC Oct. 1, 2000
83	45-38 W at BC Oct. 12, 1991
81	42-39 L at BC Aug. 11, 2001

LOWEST SCORING GAME

12	11-1 L at BC Sept. 24, 1956
12	12-0 L vs BC Aug. 17, 1959
12	11-1 L at BC Aug. 18, 1971

LARGEST MARGIN OF VICTORY

41	54-13 W vs BC Oct. 22, 1956
40	54-14 W at BC Oct. 29, 1993
36	38-2 W vs BC Oct. 8, 1955

LARGEST MARGIN OF DEFEAT

44	59-15 L at BC Jun. 11, 2022
43	49-6 L vs BC Sept. 19, 1964
39	40-1 L vs BC Oct. 5, 1963

**VS****REGULAR SEASON**

	GP	W	L	T	PA	PF	PPG	Pct
Home	117	70	46	1	2494	3008	47.0	0.597
Away	120	58	60	2	2759	2503	43.9	0.496
Total	237	128	106	3	5253	5509	45.4	0.546

DIVISION SEMI-FINAL

	GP	W	L	T	PA	PF	PPG	Pct
Home	7	6	1	0	100	177	39.6	0.857
Away	7	2	5	0	171	144	45.0	0.286
Total	14	8	6	0	271	321	42.3	0.571

DIVISION FINAL

	GP	W	L	T	PA	PF	PPG	Pct
Home	5	3	2	0	123	142	53.0	0.600
Away	8	3	5	0	218	169	48.4	0.375
Total	13	6	7	0	341	311	50.2	0.462

REGULAR SEASON HISTORY

	W-L-T	Pct
Last 10 Games vs Calgary	2-8-0	0.200
Last 10 Games in Edmonton	3-7-0	0.300
Last 10 Games in Calgary	2-8-0	0.200
ELKS Record vs Calgary in Commonwealth Stadium	36-26-1	0.579
50's (1950-1959)	38-10-0	0.792
60's (1960-1969)	9-21-1	0.306
70's (1970-1979)	21-7-2	0.733
80's (1980-1989)	20-5-0	0.800
90's (1990-1999)	15-15-0	0.500
00's (2000-2009)	18-14-0	0.563
10's (2010-2019)	6-23-0	0.207
20's (2021-2022)	1-5-0	0.167

LONGEST WINNING STREAK

10 games	Oct. 2, 1954 to Oct. 8, 1956
10 games	Jul. 14, 1988 to Sept. 7, 1990
9 games	Oct. 2, 1983 to Jun. 27, 1987
8 games	Oct. 13, 1952 to Sept. 11, 1954

LONGEST WINNING STREAK - AT HOME

14 games	Sept. 7, 1953 to Sept 12, 1959
14 games	July 11, 1981 to Oct. 27, 1991
5 games	Sept. 3, 1951 to Sept. 20, 1952

LONGEST WINNING STREAK - IN CALGARY

6 games	Sept. 2, 1974 to Oct. 30, 1977
5 games	Sept. 22, 1952 to Oct. 10, 1953
5 games	Oct. 2, 1954 to Oct. 8, 1956
5 games	Sept. 5, 1988 to Sept. 3, 1990

LONGEST LOSING STREAK

12 games	Sept. 3, 1962 to Oct. 16, 1965
12 games	Sept. 9, 2011 to Sept. 7, 2015
6 games	Aug. 29, 1949 to Oct. 31, 1949
6 games	Sept. 7, 2009 to Sept. 10, 2010

LONGEST LOSING STREAK - AT HOME

9 games	Sept. 11, 2009 to Sept 6, 2014
8 games	Oct 8, 1960 to Aug. 23, 1965

LONGEST LOSING STREAK - IN CALGARY

6 games	Sept. 3, 1962 to Oct. 16 1965
5 games	Oct. 24, 1992 to Sept. 2, 1996
5 games	Sept. 3, 2012 to Sept. 7, 2015
5 games	Sept. 5, 2016 to Sept. 2, 2019

MOST POINTS SCORED

54	54-16 W vs Cgy Jun. 27, 1987
54	54-4 W at Cgy Jul. 21, 1989
52	52-0 W vs Cgy Sept. 22, 1956

MOST POINTS ALLOWED

56	56-15 L at Cgy Aug. 15, 2010
56	56-28 L vs Cgy Sept. 10, 2022
52	52-15 L vs Cgy Aug. 7, 1964
52	52-5 L at Cgy Sept. 6, 2010

FEWEST POINTS SCORED

0	27-0 L at Cgy Oct. 29, 1949
0	16-0 L at Cgy Aug. 23, 1967
1	11-1 L at Cgy Oct. 31, 1949
1	31-1 L vs Cgy Aug. 11, 1971

FEWEST POINTS ALLOWED

0	5-0 W vs Cgy Sept. 3, 1951
0	15-0 W at Cgy Sept. 24, 1955
0	52-0 W vs Cgy Sept. 22, 1956
0	33-0 W vs Cgy Jul. 14, 1988
0	38-0 W vs Cgy Sept. 5, 2003

HIGHEST SCORING GAME

90	48-42 W vs Cgy Sept. 8, 2018
88	51-37 W vs Cgy Sept. 6 1991
84	48-36 L at Cgy Sept. 2, 1991
84	56-28 L vs Cgy Sept. 10, 2022

LOWEST SCORING GAME

5	5-0 W vs Cgy Sept. 3, 1951
12	11-1 L at Cgy Oct. 31, 1949
12	11-1 W at Cgy Oct. 25, 1969

LARGEST MARGIN OF VICTORY

52	52-0 W vs Cgy Sept. 22, 1956
50	54-4 W at Cgy Jul. 21, 1989
39	46-7 W vs Cgy Oct. 12, 1957

LARGEST MARGIN OF DEFEAT

47	52-5 L at Cgy Sept. 6, 2010
43	49-6 L vs Cgy Jul. 7, 2022
41	56-15 L at Cgy Aug. 15, 2010



VS



LABOUR DAY CLASSIC

REGULAR SEASON

	GP	W	L	T	PA	PF	PPG	Pct
Home	0	0	0	0	0	0	-	-
Away	56	26	29	1	1433	1274	48.3	0.473
Total	56	26	29	1	1433	1274	48.3	0.473

LONGEST WINNING STREAK

10 games	Oct. 2, 1954 to Oct. 8, 1956
10 games	Jul. 14, 1988 to Sept. 7, 1990

LONGEST LOSING STREAK

8 games	2012 to Present
6 games	1993 to 1998
5 games	1962 to 1971

MOST POINTS SCORED

42	42-19 W Sept. 1, 1986
38	38-23 W Sept. 1, 1980
38	38-4 W Sept. 3, 1990

MOST POINTS ALLOWED

52	52-5 L Sept. 6, 2010
51	51-26 L Sept. 4, 1995
49	49-17 L Sept. 3, 1962

FEWEST POINTS SCORED

5	52-5 L Sept. 6, 2010
7	23-7 L Sept. 6, 1971
7	16-7 L Sept. 7, 2015

FEWEST POINTS ALLOWED

1	27-1 W Sept. 3, 1979
4	38-4 W Sept. 3, 1990
7	25-7 W Sept. 6, 2004
7	35-7 W Sept. 5, 2011

REGULAR SEASON HISTORY

	W-L-T	Pct
Last 10 Games	1-9-0	0.100
50's (1950-1959)	1-0-0	1.000
60's (1960-1969)	2-3-0	0.400
70's (1970-1979)	6-2-1	0.722
80's (1980-1989)	6-3-0	0.667
90's (1990-1999)	3-7-0	0.300
00's (2000-2009)	6-4-0	0.600
10's (2010-2019)	1-9-0	0.100
90's (1990-1999)	15-15-0	0.500
00's (2000-2009)	18-14-0	0.563
10's (2010-2019)	6-23-0	0.207
20's (2021-2022)	1-1-0	0.500

HIGHEST SCORING GAME

84	48-36 L Sept. 2, 1991
77	51-26 L Sept. 4, 1995
71	37-34 L Sept. 2, 2013

LOWEST SCORING GAME

19	10-9 W Sept. 4, 1961
23	16-7 L Sept. 7, 2015
24	13-11 L Sept. 2, 1963
26	16-10 W Sept. 7, 1969

LARGEST MARGIN OF VICTORY

34	38-4 W Sept. 3, 1990
28	35-7 W Sept. 5, 2011
26	27-1 W Sept. 3, 1979
23	42-19 W Sept. 1, 1986

LARGEST MARGIN OF DEFEAT

47	52-5 L Sept. 6, 2010
33	48-15 L Sept. 5, 1994
32	49-17 L Sept. 3, 1962

	EDM	CGY		EDM	CGY		EDM	CGY			
2022	18	26	L	2000	30	18	W	1979	27	1	W
2021	32	20	W	1999	33	30	W	1978	28	28	T
2019	9	25	L	1998	8	26	L	1977	22	8	W
2018	20	23	L	1997	14	27	L	1976	19	17	W
2017	18	39	L	1996	13	31	L	1975	35	31	W
2016	24	45	L	1995	26	51	L	1974	20	16	W
2015	7	16	L	1994	15	48	L	1973	31	19	W
2014	13	28	L	1993	13	33	L	1972	No Labour Day Game		
2013	34	37	L	1992	34	21	W	1971	7	23	L
2012	30	31	L	1991	36	48	L	1970	13	28	L
2011	35	7	W	1990	38	4	W	1969	14	16	L
2010	5	52	L	1989	31	14	W	1968	No Labour Day Game		
2009	8	32	L	1988	27	11	W	1967	No Labour Day Game		
2008	37	16	W	1987	20	29	L	1966	No Labour Day Game		
2007	24	35	L	1986	42	19	W	1965	No Labour Day Game		
2006	23	44	L	1985	34	28	W	1964	No Labour Day Game		
2005	25	23	W	1984	30	28	W	1963	11	13	L
2004	25	7	W	1983	15	18	L	1962	17	49	L
2003	22	28	L	1982	20	32	L	1961	10	9	W
2002	28	20	W	1981	No Labour Day Game			1960	29	28	W
2001	33	32	W	1980	38	23	W	1959	16	10	W



VS



REGULAR SEASON

	GP	W	L	T	PA	PF	PPG	Pct
Home	100	62	37	1	2011	2404	44.2	0.625
Away	104	54	47	3	2352	2397	45.7	0.534
Total	204	116	84	4	4363	4801	44.9	0.578

DIVISION SEMI-FINAL

	GP	W	L	T	PA	PF	PPG	Pct
Home	0	0	0	0	0	0	-	-
Away	1	1	0	0	21	24	45.0	1.000
Total	1	1	0	0	21	24	45.0	1.000

DIVISION FINAL

	GP	W	L	T	PA	PF	PPG	Pct
Home	0	0	0	0	0	0	-	-
Away	1	0	1	0	36	16	52.0	0.000
Total	1	0	1	0	36	16	52.0	0.000

GREY CUP

	GP	W	L	T	PA	PF	PPG	Pct
Total	2	1	1	0	49	63	56.0	0.500

LONGEST WINNING STREAK

11 games	Sept. 19, 1982 to Jul. 5, 1987
5 games	Aug. 11, 1972 to Aug 31, 1976
5 games	Aug. 7, 2002 to July 17, 2004

LONGEST WINNING STREAK - AT HOME

12 games	Sept. 26, 1970 to Oct. 10, 1986
6 games	Aug. 11, 2007 to Oct. 5, 2012

LONGEST WINNING STREAK - IN HAMILTON

6 games	Sept. 19, 1982 to Jul. 5, 1987
4 games	Aug. 4, 2000 to Jul. 5, 2003

LONGEST LOSING STREAK

5 games	Aug. 7, 1998 to Jul. 14, 2000
5 games	Jun. 22, 2018 to Oct. 29, 2021
4 games	Sept. 11, 1961 to Sept. 28, 1964

LONGEST LOSING STREAK - AT HOME

4 games	Sept. 14, 1962 to Sept. 28, 1968
4 games	Aug. 7, 1998 to Aug. 24, 2001

LONGEST LOSING STREAK - IN HAMILTON

4 games	Oct. 1, 2004 to Nov. 3, 2007
---------	------------------------------

MOST POINTS SCORED

56	56-16 W vs Ham Sept. 10, 1978
53	53-18 W vs Ham Sept. 7, 1980
52	52-15 W vs Ham Jul. 16, 2003

REGULAR SEASON HISTORY

	W-L-T	Pct
Last 10 Games vs Hamilton	4-6-0	0.400
Last 10 Games in Edmonton	4-6-0	0.400
Last 10 Games in Hamilton	6-4-0	0.600
ELKS Record vs Hamilton in Commonwealth Stadium	28-13-0	0.683
60's (1961-1969)	2-7-0	0.222
70's (1970-1979)	8-2-0	0.800
80's (1980-1989)	16-2-1	0.868
90's (1990-1999)	11-8-0	0.579
00's (2000-2009)	12-8-0	0.600
10's (2010-2019)	10-10-0	0.500
20's (2021-2022)	1-1-0	0.500

MOST POINTS ALLOWED

54	54-8 L at Ham Jul. 29, 1999
51	51-8 L at Ham Sept. 15, 2012
49	49-20 L vs Ham Aug. 21, 2015

FEWEST POINTS SCORED

5	5-1 W vs Ham Aug. 31, 1976
7	28-7 L vs Ham Oct. 1, 1966
7	31-7 L vs Ham Sept. 28, 1968

FEWEST POINTS ALLOWED

1	5-1 W vs Ham Aug. 31, 1976
3	9-3 W at Ham Sept. 28, 1965
3	17-2 W at Ham Sept. 14, 1975

HIGHEST SCORING GAME

81	51-30 W vs Ham Jul. 17, 2004
72	56-16 W vs Ham Sept. 10, 1978
72	37-35 W vs Ham Oct. 3, 2010

LOWEST SCORING GAME

6	5-1 W vs Ham Aug. 31, 1976
12	9-3 W at Ham Sept. 28, 1965
20	17-3 W at Ham Sept 14, 1975

LARGEST MARGIN OF VICTORY

40	56-16 W vs Ham Sept. 10, 1978
38	46-8 W vs Ham Oct. 25, 1993
37	52-15 W vs Ham Jul. 16, 2003

LARGEST MARGIN OF DEFEAT

46	54-8 L at Ham Jul. 29, 1999
43	51-8 L at Ham Sept. 15, 2012
30	42-12 L at Ham Oct. 4, 2019

**VS***Includes Montreal Alouettes/Concordes***REGULAR SEASON**

	GP	W	L	T	PA	PF	PPG	Pct
Home	42	30	12	0	862	1207	49.3	0.714
Away	41	19	20	2	1029	923	47.6	0.488
Total	83	49	32	2	1891	2130	48.4	0.602

DIVISION SEMI-FINAL

	GP	W	L	T	PA	PF	PPG	Pct
Home	0	0	0	0	0	0	-	-
Away	1	1	0	0	29	37	66.0	1.000
Total	1	1	0	0	29	37	66.0	1.000

DIVISION FINAL

	GP	W	L	T	PA	PF	PPG	Pct
Home	0	0	0	0	0	0	-	-
Away	1	0	1	0	36	26	62.0	0.000
Total	1	0	1	0	36	26	62.0	0.000

GREY CUP

	GP	W	L	T	PA	PF	PPG	Pct
Total	11	8	3	0	251	250	45.5	0.727

LONGEST WINNING STREAK

11 games	Aug 8, 2014 to Jun 14, 2019
9 games	Oct. 1, 1978 to Oct. 15, 1983
4 games	Sept, 9, 1966 to Oct. 13, 1969

LONGEST WINNING STREAK - AT HOME

7 games	Oct. 8, 1979 to Sept. 7, 1986
6 games	Sept. 12, 2014 to Jun. 14, 2019
5 games	Oct. 21, 1967 to Sept. 23, 1975

LONGEST WINNING STREAK - IN MONTREAL

6 games	Oct. 23, 1976 to Aug. 20, 1983
5 games	Aug. 8, 2014 to Jul. 26, 2018
3 games	Sept. 11, 1964 to Jul. 31, 1968

LONGEST LOSING STREAK

8 games	Jul. 11, 2010 to Oct. 5, 2013
3 games	Oct. 4, 1998 to Oct. 23, 1999
3 games	Aug. 2, 2002 to Jun. 21, 2003

LONGEST LOSING STREAK - AT HOME

4 games	Jul. 11, 2010 to Oct. 5, 2013
2 games	Oct. 14, 2002 to Jun. 21, 2003

LONGEST LOSING STREAK - IN MONTREAL

6 games	Sept. 21, 2008 to Jul. 25, 2013
5 games	Oct. 4, 1998 to Aug. 2, 2002
3 games	Aug. 18, 1984 to Aug. 7, 1986

MOST POINTS SCORED

62	62-11 W vs Mtl Sept. 26 1981
53	53-39 W at Mtl Oct. 16, 1982
47	47-6 W vs Mtl Oct. 8, 1979
47	47-28 W vs Mtl Sept. 14, 2007

REGULAR SEASON HISTORY

	W-L-T	Pct
Last 10 Games vs Montreal	7-3-0	0.700
Last 10 Games in Edmonton	6-4-0	0.600
Last 10 Games in Montreal	6-4-0	0.600
ELKS Record vs Montreal in Commonwealth Stadium	23-10-0	0.697
60's (1961-1969)	7-1-1	0.833
70's (1970-1979)	6-3-1	0.650
80's (1980-1986)	10-3-0	0.769
90's (1996-1999)	4-4-0	0.500
00's (2000-2009)	10-10-0	0.500
10's (2010-2019)	11-9-0	0.550
20's (2021-2022)	1-2-0	0.333

MOST POINTS ALLOWED

50	50-16 L at Mtl Jul. 9, 2009
48	48-30 L vs Mtl Oct. 14, 2002
47	47-24 L vs Mtl Oct. 5, 2013

FEWEST POINTS SCORED

3	34-3 L at Mtl Oct. 4, 1998
4	40-4 L at Mtl Sept. 21, 2008
4	27-4 L at Mtl Aug. 11, 2011
6	17-6 L at Mtl Aug. 7, 1986
6	34-6 L at Mtl Jul. 26, 2001

FEWEST POINTS ALLOWED

0	33-0 W vs Mtl Aug. 19, 1961
0	32-0 W vs Mtl Jul. 17, 1997
1	10-1 W vs Mtl Sept. 14, 1963
1	39-1 W vs Mtl Oct. 12, 1985

HIGHEST SCORING GAME

92	53-39 W at Mtl Oct. 16, 1982
78	48-30 L vs Mtl Oct. 14, 2002
77	45-32 W vs Mtl Oct. 15, 1983

LOWEST SCORING GAME

11	10-1 W vs Mtl Sept. 14, 1963
11	8-3 W at Mtl Sept. 9, 1966
23	12-11 W vs Mtl Sept. 29, 1971
23	17-6 L at Mtl Aug. 7, 1986

LARGEST MARGIN OF VICTORY

51	62-11 W vs Mtl Sept. 26 1981
41	47-6 W vs Mtl Oct. 8, 1979
38	46-8 W vs Mtl Aug. 15, 1982
38	39-1 W vs Mtl Oct. 12, 1985

LARGEST MARGIN OF DEFEAT

36	40-4 at Mtl Sept. 21 2008
34	50-16 L at Mtl Jul. 9, 2009
31	34-3 L at Mtl Oct. 4, 1998

**VS***Includes Ottawa Rough Riders/Regenades/RedBlacks***REGULAR SEASON**

	GP	W	L	T	PA	PF	PPG	Pct
Home	39	29	10	0	749	1258	51.5	0.744
Away	37	18	17	2	911	948	50.2	0.514
Total	76	47	27	2	1660	2206	50.9	0.632

DIVISION FINAL

	GP	W	L	T	PA	PF	PPG	Pct
Home	0	0	0	0	0	0	-	-
Away	1	0	1	0	35	23	58.0	0.000
Total	1	0	1	0	35	23	58.0	0.000

GREY CUP

	GP	W	L	T	PA	PF	PPG	Pct
Total	4	2	2	0	81	76	39.3	0.500

LONGEST WINNING STREAK

7 games	Aug. 23, 1987 to Oct. 15, 1989
7 games	Aug. 27, 1995 to Sept. 19, 2003
7 games	Aug. 29, 2004 to Jul. 17, 2015

LONGEST WINNING STREAK - AT HOME

20 games	Jun. 30, 1984 to Jul. 9, 2015
3 games	Aug. 26, 1980 to Sept. 12, 1982

LONGEST WINNING STREAK - IN OTTAWA

3 games	Jul. 3, 1981 to Jul. 28, 1983
3 games	Nov. 7, 1987 to Aug. 17, 1989
3 games	Jul. 25, 1996 to Jul. 31, 2003
3 games	Jul. 21, 2005 to Jul. 17, 2015

LONGEST LOSING STREAK

5 games	Sept. 27, 1969 to Sept. 22, 1973
4 games	Sept. 17, 1975 to Aug. 1, 1978

LONGEST LOSING STREAK - AT HOME

2 games	Aug. 25, 1970 to Sept. 23, 1971
2 games	Aug. 21, 1976 to Aug. 1, 1978
2 games	Aug. 7, 2021 to Present

LONGEST LOSING STREAK - IN OTTAWA

8 games	Oct. 12, 1963 to Oct. 1, 1977
2 games	Sept. 21, 1984 to Jul. 19, 1985
2 games	Jul. 26, 1990 to Aug. 15, 1991

MOST POINTS SCORED

63	63-3 vs Ott Aug. 27, 1995
57	57-16 vs Ott Aug. 29, 2004
55	55-7 W at Ott Jul. 11, 1982
55	55-11 vs Ott Oct. 15, 1989

REGULAR SEASON HISTORY

	W-L-T	Pct
Last 10 Games vs Ottawa	6-4-0	0.600
Last 10 Games in Edmonton	7-3-0	0.700
Last 10 Games in Ottawa	6-4-0	0.600
ELKS Record vs Ottawa in Commonwealth Stadium	26-4-0	0.867
60's (1961-1969)	3-6-0	0.333
70's (1970-1979)	1-8-1	0.150
80's (1980-1986)	16-3-1	0.825
90's (1996-1999)	10-3-0	0.769
00's (2000-2009)	7-1-0	0.875
10's (2010-2019)	9-3-0	0.750
20's (2021-2022)	1-3-0	0.250

MOST POINTS ALLOWED

50	50-46 L at Ott Jul. 26, 1990
49	49-21 L vs Ott Sept. 19, 1966
45	45-37OT L vs Ott Jun. 25, 2016
44	44-15 L at Ott Jul. 2, 2004

FEWEST POINTS SCORED

0	17-0 L at Ott Sept 27, 1969
1	40-1 L at Ott Sept. 25, 1965
9	10-9 L vs Ott Sept. 23, 1972

FEWEST POINTS ALLOWED

1	20-1 W vs Ott Sept. 4, 1964
1	19-1 W vs Ott Oct. 16, 1993
2	30-2 W vs Ott Aug. 3, 1996
3	63-3 W vs Ott Aug. 27, 1995

HIGHEST SCORING GAME

96	50-46 L at Ott Jul. 26, 1990
88	49-39 W vs Ott Jul. 17, 1986
82	45-37OT L vs Ott Jun. 25, 2016
78	45-33 W vs Ott Sept. 19, 2003

LOWEST SCORING GAME

17	17-0 L at Ott Sept. 27, 1969
18	10-8 at Ott Aug. 15, 2014
19	10-9 L vs Ott Sept. 23, 1972

LARGEST MARGIN OF VICTORY

60	63-3 W vs Ott Aug. 27, 1995
48	55-7 W at Ott Jul. 11, 1982
44	55-11 W vs Ott Oct. 15, 1989

LARGEST MARGIN OF DEFEAT

39	40-1 L at Ott Sept. 25, 1965
29	44-15 L at Ott Jul. 2, 2004
28	49-21 L vs Ott Sept. 19, 1966

**VS****REGULAR SEASON**

	GP	W	L	T	PA	PF	PPG	Pct
Home	112	74	36	2	2169	3007	46.2	0.670
Away	108	49	59	0	2495	2290	44.3	0.454
Total	220	123	95	2	4664	5297	45.3	0.564

DIVISION SEMI-FINAL

	GP	W	L	T	PA	PF	PPG	Pct
Home	7	5	2	0	93	177	38.6	0.714
Away	3	2	1	0	33	56	29.7	0.667
Total	10	7	3	0	126	233	35.9	0.700

DIVISION FINAL

	GP	W	L	T	PA	PF	PPG	Pct
Home	9	7	2	0	184	253	48.6	0.778
Away	4	0	4	0	77	58	33.8	0.000
Total	13	7	6	0	261	311	44.0	0.538

REGULAR SEASON HISTORY

	W-L-T	Pct
Last 10 Games vs Saskatchewan	3-7-0	0.300
Last 10 Games in Edmonton	5-5-0	0.500
Last 10 Games in Regina	5-5-0	0.500
ELKS Record vs Saskatchewan in Commonwealth Stadium	45-16-0	0.738
50's (1950-1959)	25-16-1	0.607
60's (1960-1969)	12-18-1	0.403
70's (1970-1979)	17-13-0	0.567
80's (1980-1989)	19-5-0	0.792
90's (1990-1999)	17-11-0	0.607
00's (2000-2009)	15-13-0	0.536
10's (2010-2019)	16-12-0	0.571
20's (2021-2022)	1-4-0	0.200

LONGEST WINNING STREAK

12 games	Aug. 24, 1959 to Aug. 14, 1962
7 games	Oct. 13, 1956 to Sept. 20, 1958

LONGEST WINNING STREAK - AT HOME

9 games	July 21, 1993 to Oct. 30, 1999
9 games	Jul. 13, 2001 to Jul. 20 2007
8 games	Nov. 9, 1986 to July 31, 1991
7 games	Aug. 24, 1959 to Aug. 14, 1962

LONGEST WINNING STREAK - IN REGINA

9 games	Jul. 16, 1980 to Aug. 28, 1987
5 games	Sept. 19, 1959 to Sept. 25, 1961

LONGEST LOSING STREAK

9 games	Aug. 20, 1962 to Aug. 13, 1965
7 games	Oct. 8, 2018 to Aug. 13, 2022
6 games	Aug. 2, 1968 to July 31, 1970

LONGEST LOSING STREAK - AT HOME

7 games	Aug. 5, 1963 to Aug. 30, 1967
---------	-------------------------------

LONGEST LOSING STREAK - IN REGINA

7 games	Sept. 4, 1967 to Sept. 26, 1971
5 games	Aug. 20, 1962 to Oct. 31, 1964
5 games	Oct. 18, 1987 to Oct. 14, 1990
5 games	Oct. 27, 2001 to Sept. 18, 2005

MOST POINTS SCORED

57	57-31 W vs Sask Aug. 7, 1990
55	55-0 W vs Sask Aug. 24, 1959
54	54-24 vs Sask Jul. 31, 1991

MOST POINTS ALLOWED

56	56-8 L vs Sask Aug. 28, 1964
55	55-9 L at Sask Oct. 25, 2008
54	54-52 OT L vs Sask Oct. 28, 2000
54	54-14 L at Sask Jul. 28, 2007
54	54-31 vs Sask Aug. 25, 2017

FEWEST POINTS SCORED

0	12-0 L vs Sask Sept 12, 1949
0	23-0 L at Sask Aug. 27, 1951
0	40-0 L at Sask Aug. 15, 1976

FEWEST POINTS ALLOWED

0	23-0 W at Sask Nov. 2, 1957
0	55-0 W vs Sask Aug. 24, 1959
0	32-0 W at Sask Sept. 19, 1959
0	38-0 W vs Sask Nov. 6, 1977
0	40-0 W vs Sask Sept. 9, 1979
0	24-0 W vs Sask Sept. 26, 2014

HIGHEST SCORING GAME

106	54-52 OT L vs Sask Oct. 28, 2000
88	57-31 W vs Sask Aug. 7, 1990
85	44-41 L vs Sask Aug. 28, 1991
85	54-31 L vs Sask Aug. 25, 2017

LOWEST SCORING GAME

7	4-3 L at Sask Oct. 15, 1955
11	9-2 W vs Sask Sept. 30, 1960
12	12-0 L vs Sask Sept 12, 1949

LARGEST MARGIN OF VICTORY

55	55-0 W vs Sask Aug. 24, 1959
45	52-7 W vs Sask Oct. 28, 1984
40	40-0 W vs Sask Sept. 9, 1979

LARGEST MARGIN OF DEFEAT

48	56-8 L vs Sask Aug. 28, 1964
46	55-9 L at Sask Oct. 25, 2008
40	40-0 L at Sask Aug. 15, 1976
40	54-14 L at Sask Jul. 28, 2007

**VS****REGULAR SEASON**

	GP	W	L	T	PA	PF	PPG	Pct
Home	50	32	17	1	1052	1429	49.6	0.650
Away	50	22	28	0	1228	1191	48.4	0.440
Total	100	54	45	1	2280	2620	49.0	0.545

DIVISION SEMI-FINAL

	GP	W	L	T	PA	PF	PPG	Pct
Home	0	0	0	0	0	0	-	-
Away	1	0	1	0	42	26	68.0	0.000
Total	1	0	1	0	42	26	68.0	0.000

GREY CUP

	GP	W	L	T	PA	PF	PPG	Pct
Total	4	2	2	0	116	118	58.5	0.500

REGULAR SEASON HISTORY

	W-L-T	Pct
Last 10 Games vs Toronto	7-3-0	0.700
Last 10 Games in Edmonton	8-2-0	0.800
Last 10 Games in Toronto	5-5-0	0.500
ELKS Record vs Toronto in Commonwealth Stadium	27-14-0	0.659
60's (1961-1969)	4-4-1	0.500
70's (1970-1979)	6-4-0	0.600
80's (1980-1989)	9-10-0	0.474
90's (1990-1999)	10-10-0	0.500
00's (2000-2009)	11-9-0	0.550
10's (2010-2019)	13-7-0	0.650
20's (2021-2022)	1-1-0	0.500

LONGEST WINNING STREAK

9 games	Aug. 20, 1975 to Jul. 17, 1982
7 games	Oct. 21, 2000 to Aug. 17, 2003
5 games	Sept. 26, 2010 to Aug. 27, 2012

LONGEST WINNING STREAK - AT HOME

9 games	Sept. 12, 1987 to July 1, 1995
6 games	Aug. 23, 2014 to Jul. 25, 2019
5 games	Aug. 20, 1975 to Jul. 17, 1982

LONGEST WINNING STREAK - IN TORONTO

4 games	Jul. 28, 1976 to Aug. 13, 1981
4 games	Oct. 21, 2000 to Aug. 17, 2003
4 games	Oct. 16, 2009 to Aug. 27, 2012

LONGEST LOSING STREAK

4 games	Aug. 2, 1968 to Sept. 1 1971
4 games	Aug. 7, 1982 to Jul. 22, 1984
4 games	Aug. 9, 1985 to Aug. 7, 1987
4 games	Aug. 8, 1996 to Sept. 20, 1997
4 games	Sept. 26, 1998 to Sept 22, 2000
4 games	Oct. 9, 2006 to Oct. 6, 2007

LONGEST LOSING STREAK - AT HOME

5 games	Oct. 20, 1996 to Sept. 22, 2000
4 games	Sept. 25, 2004 to Sept. 28, 2007

LONGEST LOSING STREAK - IN TORONTO

8 games	Aug. 7, 1982 to Jul. 27, 1989
4 games	Sept 12, 1964 to Aug. 20, 1970
3 games	Oct. 9, 2006 to Jul. 20, 2008
3 games	Aug. 18, 2013 to Jun. 27, 2015

MOST POINTS SCORED

61	61-7 W vs Tor Oct. 24, 1981
56	56-36 W vs Tor Aug. 27, 1990
53	53-39 W vs Tor Aug. 21, 1991
55	55-11 vs Ott Oct. 15, 1989

MOST POINTS ALLOWED

47	47-28 L at Tor Sept. 21, 1991
43	43-26 L at Tor Jul. 22, 1984
43	43-23 L at Tor Aug. 9, 1985

FEWEST POINTS SCORED

4	32-4 L at Tor Aug. 2, 1968
6	23-6 L at Tor Oct. 23, 1994
8	8-8 T vs Tor Sept. 16, 1961
8	33-8 L at Tor Oct. 6, 2007

FEWEST POINTS ALLOWED

0	26-0 W vs Tor Jul. 25, 2019
3	40-3 W at Tor Aug. 16, 1978
3	23-3 W at Tor Aug. 6, 1980

HIGHEST SCORING GAME

92	56-36 W vs Tor Aug. 27, 1990
92	53-39 W vs Tor Aug. 21, 1991
76	48-28 W at Tor Oct. 21, 2000

LOWEST SCORING GAME

16	8-8 T vs Tor Sept. 16, 1961
20	13-7 W at Tor Nov. 16, 2021
26	23-3 W at Tor Aug. 6, 1980
26	26-0 W vs Tor Jul. 25, 2019

LARGEST MARGIN OF VICTORY

54	61-7 W vs Tor Oct. 24, 1981
37	40-3 W at Tor Aug. 16, 1978
31	45-14 W at Tor Aug. 18, 1993

LARGEST MARGIN OF DEFEAT

28	32-4 L at Tor Aug. 2, 1968
25	39-14 L at Tor Aug. 8, 2004
25	33-8 L at Tor Oct. 6, 2007

**VS****REGULAR SEASON**

	GP	W	L	T	PA	PF	PPG	Pct
Home	98	59	37	2	1922	2377	43.9	0.612
Away	98	43	54	1	2203	2040	43.3	0.444
Total	196	102	91	3	4125	4417	43.6	0.528

DIVISION SEMI-FINAL

	GP	W	L	T	PA	PF	PPG	Pct
Home	2	2	0	0	8	72	40.0	1.000
Away	7	3	4	0	207	147	50.6	0.429
Total	9	5	4	0	215	219	48.2	0.556

DIVISION FINAL

	GP	W	L	T	PA	PF	PPG	Pct
Home	15	8	7	0	276	246	34.8	0.533
Away	13	7	6	0	171	184	27.3	0.538
Total	28	15	13	0	447	430	31.3	0.536

GREY CUP

	GP	W	L	T	PA	PF	PPG	Pct
Total	2	1	1	0	73	44	58.5	0.500

LONGEST WINNING STREAK

10 games	Jul. 27, 1977 to Aug. 13, 1980
7 games	Sept. 14, 2013 to Jul. 14, 2016
6 games	Sept. 20, 1996 to Aug. 13, 1999

LONGEST WINNING STREAK - AT HOME

8 games	Sept. 25, 1954 to Oct. 5, 1957
8 games	Oct. 4, 2008 to Jul. 25, 2015
6 games	Oct. 10, 1977 to Aug. 22, 1981

LONGEST WINNING STREAK - IN WINNIPEG

5 games	Jul. 27, 1977 to Aug. 13, 1980
5 games	Sept. 20, 2013 to Sept. 30, 2016
4 games	Sept. 26, 1960 to Nov. 3, 1962
4 games	Oct. 13, 1968 to Oct. 17, 1970
4 games	Sept. 20, 1996 to Aug. 13, 1999

LONGEST LOSING STREAK

7 games	Jun. 27, 2019 to Present
5 games	Oct. 23, 1965 to Aug. 2, 1967
4 games	Aug. 14, 1958 to Oct. 4, 1958
4 games	Aug. 23, 1963 to Aug. 12, 1964
4 games	Jul. 15, 1983 to Oct. 21, 1984

LONGEST LOSING STREAK - AT HOME

7 games	Sept. 3, 1960 to Sept. 28, 1963
4 games	Aug. 23, 2019 to present
3 games	Aug. 25, 1958 to Sept. 5, 1959
3 games	Aug. 1, 1982 to Aug. 3, 1984
3 games	Jul. 28, 2016 to Sept. 29, 2018

LONGEST LOSING STREAK - IN WINNIPEG

6 games	Nov. 3, 2000 to Aug. 12, 2004
5 games	Sept. 26, 2008 to Jul. 26, 2012

REGULAR SEASON HISTORY

	W-L-T	Pct
Last 10 Games vs Winnipeg	2-8-0	0.200
Last 10 Games in Edmonton	3-7-0	0.300
Last 10 Games in Winnipeg	6-4-0	0.600
ELKS Record vs Winnipeg in Commonwealth Stadium	29-16-1	0.641
50's (1950-1959)	21-20-1	0.512
60's (1960-1969)	13-18-0	0.419
70's (1970-1979)	20-9-1	0.683
80's (1980-1989)	12-10-0	0.545
90's (1990-1999)	10-8-0	0.556
00's (2000-2009)	10-11-1	0.477
10's (2010-2019)	13-9-0	0.591
20's (2021-2022)	0-4-0	0.000

MOST POINTS SCORED

64	64-10 W vs Wpg Sept. 15, 1995
56	56-26 W at Wpg Aug. 13, 1999
51	51-49 W vs Wpg Jul. 21, 2000

MOST POINTS ALLOWED

53	53-11 L at Wpg Aug. 13, 1993
52	52-14 L vs Wpg Sept. 26, 1993
51	51-32 L at Wpg Jul. 22, 1992

FEWEST POINTS SCORED

0	12-0 L at Wpg Oct. 1, 1955
0	33-0 at Wpg Oct. 27, 1956
0	20-0 vs Wpg Aug. 2, 1967

FEWEST POINTS ALLOWED

0	12-0 W vs Wpg Oct. 22, 1955
0	41-0 W vs Wpg Oct. 5, 1957
0	33-0 W at Wpg Jul. 29, 1969

HIGHEST SCORING GAME

100	51-49 W vs Wpg Jul. 21, 2000
89	48-41 W vs Wpg Oct. 26, 1975
85	50-35 L at Wpg Jul. 13, 1994

LOWEST SCORING GAME

10	7-3 L at Wpg Aug. 23, 1954
12	12-0 L at Wpg Oct. 1, 1955
12	12-0 W vs Wpg Oct. 22, 1955

LARGEST MARGIN OF VICTORY

54	64-10 W vs Wpg Sept. 15, 1995
41	41-0 W vs Wpg Oct. 5, 1957
38	45-7 W vs Wpg Oct. 9, 1989

LARGEST MARGIN OF DEFEAT

42	53-11 L at Wpg Aug. 13, 1993
38	52-14 L vs Wpg Sept. 26, 1993
37	48-11 L at Wpg Oct. 8, 2022

**ESKIMOS VS BALTIMORE STALLIONS**

GAMES				POINTS	POINTS	POINTS
PLAYED	WINS	LOSSES	TIES	FOR	AGAINST	
2	1	1	0	43	43	2

**ESKIMOS VS BIRMINGHAM BARRACUDAS**

GAMES				POINTS	POINTS	POINTS
PLAYED	WINS	LOSSES	TIES	FOR	AGAINST	
1	1	0	0	45	18	2

**ESKIMOS VS LAS VEGAS POSSE**

GAMES				POINTS	POINTS	POINTS
PLAYED	WINS	LOSSES	TIES	FOR	AGAINST	
2	2	0	0	95	27	4

**ESKIMOS VS MEMPHIS MAD DOGS**

GAMES				POINTS	POINTS	POINTS
PLAYED	WINS	LOSSES	TIES	FOR	AGAINST	
2	2	0	0	59	31	4

**ESKIMOS VS OTTAWA RENEGADES**

GAMES				POINTS	POINTS	POINTS
PLAYED	WINS	LOSSES	TIES	FOR	AGAINST	
8	7	1	0	295	214	14

**ESKIMOS VS OTTAWA ROUGH RIDERS**

GAMES				POINTS	POINTS	POINTS
PLAYED	WINS	LOSSES	TIES	FOR	AGAINST	
52	30	20	2	1528	1212	62

**ESKIMOS VS SACRAMENTO GOLD MINERS**

GAMES				POINTS	POINTS	POINTS
PLAYED	WINS	LOSSES	TIES	FOR	AGAINST	
5	5	0	0	156	67	10

**ESKIMOS VS SAN ANTONIO TEXANS**

GAMES				POINTS	POINTS	POINTS
PLAYED	WINS	LOSSES	TIES	FOR	AGAINST	
1	0	1	0	27	32	0

**ESKIMOS VS SHREVEPORT PIRATES**

GAMES				POINTS	POINTS	POINTS
PLAYED	WINS	LOSSES	TIES	FOR	AGAINST	
2	2	0	0	61	17	4

**ESKIMOS VS MONTREAL ALOUETTES/CONCORDES (1961-1986)**

GAMES				POINTS	POINTS	POINTS
PLAYED	WINS	LOSSES	TIES	FOR	AGAINST	
32	23	7	2	887	565	48



EDMONTON ELKS INDIVIDUAL RECORDS

REGULAR SEASON

(RECORDS FOR MODERN ERA, SINCE 1949)

GAMES PLAYED

MOST GAMES PLAYED CAREER

274	Rod Connop
268	Sean Fleming
254	Dave Cutler
237	Chris Morris
217	Blake Dermott
213	Larry Wruck
203	Calvin McCarty
200	Henry Williams
198	Roger Nelson
196	Howie Schumm

POINTS

MOST POINTS CAREER

2571	Sean Fleming
2237	Dave Cutler
756	Sean Whyte
677	Jack Parker
586	Brian Kelly
577	Jerry Kauric
430	Normie Kwong
430	Grant Shaw
426	Jim Germany
412	Johnny Bright

MOST POINTS SEASON

224	Kauric 1989
207	Fleming 1995
204	Fleming 1994
195	Cutler 1977
190	Dixon 1986
187	Fleming 1997
186	Macoritti 1990
185	Fleming 2000
183	Fleming 2001
182	Whyte 2016

MOST POINTS GAME

30	Blount Wpg at Edm Sept. 15, 1995
24	Germany Ham at Edm Aug. 1, 1981
24	Kelly Ott at Edm June 30, 1984
24	Fleming Edm at BC Oct. 29, 1993
24	McCorvey Wpg at Edm July 21, 2000
22	Jack Parker BC at Edm Sept. 21, 1959
22	Whyte Wpg at Edm Aug 23, 2019
21	Kauric Edm at Sask Aug. 30, 1989
21	Whyte Edm at Wpg Jun 27, 2019

TOUCHDOWNS

MOST TOUCHDOWNS CAREER

97	Brian Kelly
79	Jack Parker
77	Normie Kwong
71	Jim Germany
69	Johnny Bright
65	Blake Marshall
59	Jason Tucker
58	Tom Scott
53	Henry Williams
51	Jim Thomas
51	Waddell Smith

MOST TOUCHDOWNS SEASON

20	B. Marshall 1991
19	Germany 1981
18	B. Kelly 1984
17	Parker 1957
17	Ellis 1990
16	Bright 1957
15	Kwong 1957
15	Sandusky 1992
15	E. Brown 1993
15	E. Brown 1994
15	McCorvey 2000
15	Pringle 2003

MOST TOUCHDOWNS GAME

5	Blount Wpg at Edm Sept. 15, 1995
4	Germany Ham at Edm Aug. 1, 1981
4	B. Kelly Ott at Edm June 30, 1984
4	McCorvey Wpg at Edm July 21, 2000

CONVERTS

MOST CONVERTS CAREER

713	Sean Fleming
627	Dave Cutler
170	Jerry Kauric
166	Sean Whyte
126	Tom Dixon
117	Noel Prefontaine
111	Ray Macoritti
97	Grant Shaw
87	Joe Mobra
87	Jack Parker

MOST CONVERTS SEASON

70	Kauric 1989
64	Macoritti 1990
63	Fleming 2003
62	Cutler 1981
60	Fleming 1992

MOST CONVERTS GAME

9	Fleming Wpg at Edm Sept. 15, 1995
8	Cutler Mtl at Edm Sept. 26, 1981
8	Cutler Tor at Edm Oct. 24, 1981

FIELD GOALS

MOST FIELD GOALS CAREER

553	Sean Fleming
464	Dave Cutler
195	Sean Whyte
118	Jerry Kauric
97	Grant Shaw
84	Noel Prefontaine
66	Tom Dixon
59	Ray Macoritti
40	Hugh O'Neill
39	Jack Parker
39	Derek Schiavone

MOST FIELD GOALS SEASON

50	Cutler 1977
47	Fleming 1994
47	Whyte 2019
45	Kauric 1989
45	Fleming 2001
45	Whyte 2016
44	Fleming 1995
41	Fleming 1997
40	Cutler 1975
39	Kauric 1988

MOST FIELD GOALS GAME

7	Whyte Edm at Wpg Jun 27, 2019
7	Whyte Wpg at Edm Aug 23, 2019
6	Cutler Sask at Edm Oct. 22, 1972
6	Kauric BC at Edm July 13, 1989
6	Fleming Edm at BC Oct. 29, 1993
6	Fleming Edm at BC Oct. 12, 1996
6	Fleming Mtl at Edm July 17, 1997
6	Whyte BC at Edm Oct 17, 2015

LONGEST FIELD GOAL

59	Cutler Edm at Sask Oct. 28, 1970
58	Mitchell Edm at Cgy Aug. 17, 1964

58	Cutler Edm at Ham Sept. 24, 1973
58	Fleming Edm at Sac July 31, 1993
57	Prefontaine Cgy at Edm Sept. 10, 2010
56	Cutler Cgy at Edm Oct. 31, 1976
56	Cutler Wpg at Edm Oct. 10, 1977
56	Cutler Edm at Cgy Sept. 3, 1979
56	Cutler Edm at Wpg Oct. 20, 1974
56	Fleming BC at Edm Sept. 30, 1994
55	Whyte Mtl at Edm June 30, 2017

CONSECUTIVE FIELD GOALS

MADE

25	Whyte (10 games) Sept. 18, 2016 to Jul. 14, 2017
25	Whyte (10 games) Aug 9, 2019 to Oct 26, 2019
22	Fleming (7 games) Sept. 7, 2001 to Oct 19, 2001

SINGLES

MOST SINGLES CAREER

218	Dave Cutler
199	Sean Fleming
53	Jerry Kauric
52	Tom Dixon
42	Grant Shaw
41	Hank Ilesic
33	Noel Prefontaine
26	Glenn Harper
23	Rod Pantages
23	Vic Chapman
23	Randy Kerbow
23	Hugh O'Neill

MOST SINGLES SEASON

33	Dixon 1986 - CFL
23	Fleming 1997
22	Fleming 2007
21	Fleming 2000
20	Duval 2011
19	Cutler 1980
19	Kauric 1989

MOST SINGLES GAME

5	Cutler Tor at Edm Oct. 28, 1983
4	Fleming Edm at Wpg Oct. 12, 1997
4	Fleming BC at Edm Oct. 19, 1997

4	Fleming Sask at Edm Sept. 21, 2002
4	Prefontaine Cgy at Edm, July 3, 2008

RUSHING

MOST YARDS CAREER

9966	Johnny Bright
8769	Normie Kwong
6160	Jim Thomas
5730	Jim Germany
4713	Jack Parker
4667	Roy Bell
4438	Tracy Ham

MOST YARDS SEASON

1722	Bright 1958
1679	Bright 1957
1503	R. Taylor 1989
1455	R. Bell 1973
1448	Avery 2002
1437	Kwong 1956
1377	Pringle 2003
1350	Bright 1961
1341	R. Bell 1974
1340	Bright 1959

MOST YARDS GAME

225	Millington Sask at Edm Oct. 30, 1999 (29 att)
198	McClendon Edm at Mtl Oct. 21, 2006 (25 att.)
192	Kwong Cgy at Edm Oct. 29, 1955 (30 att)
192	John White Sask at Edm Sept. 26, 2014 (17 att.)
191	Jim Thomas Wpg at Edm Sept. 11, 1965 (9 att)
189	Davis Edm at Tor Oct 9, 2006 (22 att)
189	Harris Sask at Edm Aug. 21, 2008 (21 att)
186	R. Bell Ott at Edm Aug. 18, 1974 (29 att)
185	R. Bell BC at Edm Oct. 13, 1973 (26 att)

LONGEST RUN

104	Jim Thomas BC at Edm Oct. 9, 1965 TD
100	Jim Thomas Edm at Wpg Aug. 2, 1966 TD
97	Jim Thomas Ott at Edm Sept. 4, 1964 TD
96	Germany Edm at Wpg July 27, 1977 TD

MOST YARDS, QUARTERBACK, CAREER

4713	Jack Parker
4438	Tracy Ham
3040	Mike Reilly

2754	Damon Allen
2662	Ricky Ray
2373	Matt Dunigan

MOST YARDS, QUARTERBACK, SEASON

1096	Ham 1990
1005	Ham 1989
998	Ham 1991
920	Allen 1993
878	Greene 1999
765	Greene 2000
737	Dunigan 1985
732	Dunigan 1984
709	Reilly 2013
707	Allen 1994

MOST YARDS, QUARTERBACK, GAME

180	Greene Sask at Edm July 16, 1999 (14 att) CFL
170	Damon Allen B.C. at Edm Oct. 29, 1993 (15 att)
166	Ham Edm at Ott Aug. 15, 1991 (13 att)
150	Ham Edm at Ham Sept. 29, 1989 (9 att)

TOUCHDOWNS - RUSHING MOST TOUCHDOWNS CAREER

73	Normie Kwong
69	Johnny Bright
65	Jim Germany
64	Jack Parker
54	Blake Marshall
45	Mike Reilly
37	Jim Thomas
36	Ricky Ray
33	Tracy Ham
32	Neil Lumsden
31	Damon Allen

MOST TOUCHDOWNS SEASON

18	Germany 1981 CFL
16	Bright 1957
16	B. Marshall 1991
15	Kwong 1957
13	Bright 1960
13	Burse 1997
13	Pringle 2003
13	Reilly 2018
12	B. Marshall 1990
12	Whitlock 2009
12	Reilly 2017

MOST TOUCHDOWNS GAME

4	Germany Ham at Edm Aug. 1, 1981
4	Pringle Ott at Edm Aug 29, 2004
3	M. King Cgy at Edm Sept. 23, 1950
3	Damon Allen Edm at Wpg Oct. 18, 1985



3	B. Marshall Cgy at Edm Sept. 8, 1989
3	Ham BC at Edm Sept. 24, 1989
3	Blount Wpg at Edm Sept. 15, 1995
3	Millington Sask at Edm Oct. 30, 1999
3	Reilly Edm at Sask Nov. 4, 2017
3	Reilly Cgy at Edm Sept 8, 2018

ONE-HUNDRED YARD RUSHING GAMES

MOST 100-YD GAMES CAREER

36	Johnny Bright
19	Normie Kwong
15	Jim Thomas

MOST 100-YD GAMES SEASON

9	Bright 1957
8	Kwong 1956
8	Bright 1958

MOST CONSECUTIVE 100+YD RUSHING GAMES SEASON

8	Bright 1957
4	Kwong 1956
4	Avery 2022
4	Porter 2010

MOST 100+YD RUSHING GAMES, QUARTERBACK, SEASON

3	Parker 1954
3	Ham 1990
2	Dunigan 1984
2	Ham 1991
2	Greene 1999
2	Greene 2000
2	Greene 2002

MOST CONSECUTIVE 100+YD RUSHING GAMES, QUARTERBACK, SEASON

2	Dunigan 1984
---	--------------

PASS RECEPTIONS

MOST RECEPTIONS CAREER

575	Brian Kelly
545	Terry Vaughn
496	Fred Stamps
485	Adarius Bowman
476	Ed Hervey
426	Tom Scott
424	George McGowan
406	Derel Walker
389	Tommy Joe Coffey
388	Jason Tucker

MOST RECEPTIONS SEASON

120	Bowman 2016
112	Bowman 2014
109	Walker 2016

106	Ellis 1990
106	Vaughn 2003
104	Kelly 1983
101	Peterson 2008
100	Zylstra 2017
98	McGowan 1975
98	Vaughn 2001
94	Vaughn 2000
94	Vaughn 2002
94	Mitchell 2005

MOST RECEPTIONS SEASON, ROOKIE

89	Walker 2015
75	S. Baker 1995
73	McCorvey 2000
67	M. Bailey 1950
61	B. Kelly 1979

MOST RECEPTIONS GAME

15	McGowan Edm at Sask Sept. 3, 1973 249 yds
15	Flutie Wpg at Edm Aug. 7, 1997 231 yds
14	Stamps Edm at Sask Sept. 16, 2011 130 yds
14	Walker Ham at Edm Aug 21, 2015 183 yds
13	Bailey Edm at Cgy Sept. 2, 1950 245 yds
13	Kelly Mtl at Edm Oct. 15, 1983 266 yds
13	Mitchell Ott at Edm Oct. 13, 2018 190 yds
12	Vaughn Sask at Edm Oct. 28, 2000 162 yds
12	Stamps Edm at Sask Jul, 2010 213 yds
12	Bowman Edm at Sask Oct. 24, 2015 208 yds
12	Walker Ham at Edm Jul. 23, 2016 140 yds
12	Lawler Sask at Edm Jun. 18, 2022 149 yds

YARDS RECEIVING

MOST YARDS CAREER

11169	Brian Kelly
7932	Fred Stamps
7681	Terry Vaughn
7160	Tom Scott
7050	Adarius Bowman
7046	Jason Tucker
6715	Ed Hervey
6256	George McGowan
6194	Tommy Joe Coffey
5613	Derel Walker

MOST SEASONS 1,000-PLUS YARDS, CAREER

6	Brian Kelly (1979, 1981, 1983, 1984, 1985, 1987)
---	--

	Terry Vaughn (1999, 2000, 2001, 2002, 2003, 2004)
5	Tom Scott (1978, 1980, 1981, 1982, 1983)
	Fred Stamps (2009, 2010, 2011, 2012, 2013)
4	Craig Ellis (1989, 1990, 1991, 1992)
	Adarius Bowman (2011, 2014, 2015, 2016)
3	Tommy Joe Coffey (1963, 1964, 1965)
	George McGowan (1972, 1973, 1975)
	Jim Sandusky (1988, 1991, 1992)
	Eddie Brown (1993, 1994, 1996)
	Jason Tucker (2004, 2005, 2006)

MOST CONSECUTIVE SEASONS 1,000-PLUS YARDS, CAREER

6	Terry Vaughn (1999, 2000, 2001, 2002, 2003, 2004)
5	Fred Stamps (2009, 2010, 2011, 2012, 2013)
4	Tom Scott (1980, 1981, 1982, 1983)
	Craig Ellis (1989, 1990, 1991, 1992)
3	Tommy Joe Coffey (1963, 1964, 1965)
	Brian Kelly (1983, 1984, 1985)
	Jason Tucker (2004, 2005, 2006)
	Adarius Bowman (2014, 2015, 2016)

MOST YARDS SEASON

1812	Kelly 1983
1761	Bowman 2016
1687	Zylstra 2017
1665	Kelly 1981
1654	Ellis 1990
1632	Tucker 2004
1626	Kelly 1987
1589	Walker 2016
1579	Williams 2018
1558	Vaughn 2003

MOST YARDS SEASON, ROOKIE

1156	S. Baker 1995
1110	Walker 2015
1088	B. Kelly 1979
1060	M. Bailey 1950

MOST YARDS GAME

275	Vaughn Edm at Wpg Aug. 13, 1999 10 rec
266	Kelly Mtl at Edm Oct. 15, 1983 13 rec
249	McGowan Edm at Sask Sept. 3, 1973 15 rec
245	M. Bailey Edm at Cgy Sept. 2, 1950 13 rec

239	Kelly BC at Edm Sept. 16, 1979 8 rec
232	W. Smith Sask at Edm July 17, 1979 10 rec
231	Flutie Wpg at Edm Aug. 7, 1997 15 rec
226	A. Bowman Sask at Edm Nov. 4, 2011 10 rec
218	Brown Edm at Sac Oct. 2, 1993 8 rec
217	Tucker Mtl at Edm Aug. 26, 2005 9 rec
217	Tucker Mtl at Edm Sept. 14, 2007 10 rec

LONGEST RECEPTION

108	Hazelton from Reilly BC at Edm July 28, 2017
105	Tucker from Ray Edm at Wpg July 6, 2005
104	Walker from Reilly Cgy at Edm Sep 10, 2016
102	H. Williams from D. Allen Ott at Edm Oct. 16, 1993
102	Tucker from Maas Sask at Edm Aug 20, 2004
101	Brazzell from Maas Edm at Cgy June 28, 2002
101	Walker from Reilly Edm at Wpg June 14, 2018
100	Pyzer from L. Berry Edm at Cgy Sept. 2, 1950
100	Floyd from Vargas Edm at Sask July 7, 1995
98	Blount from K. Bell Edm at Cgy Sept. 4, 1995
97	V. Murphy from Lemmerman Sask at Edm Oct. 31, 1971
97	B. Kelly from D. Allen Edm at Ham July 5, 1987

MOST 100+ PASS RECEIVING YARD GAMES CAREER

41	Brian Kelly
----	-------------

MOST 100+ PASS RECEIVING YARD GAMES SEASON

10	Zylstra 2017
9	Kelly 1981
9	Bowman 2016
8	Kelly 1983
8	Williams 2018
7	Bowman 2014
7	Walker 2016

MOST CONSECUTIVE 100+ PASS RECEIVING YARD GAMES SEASON

5	Scott 1982
5	Kelly 1983
5	Williams 2018 (Jun - July 26, 2018)
4	Ellis 1990

4	Stamps 2011
4	Bowman 2016 (Jun 25-Jul 23)

MOST 200+ PASS RECEIVING YARD GAMES CAREER

6	Brian Kelly
---	-------------

MOST 200+ PASS RECEIVING YARD GAMES SEASON

2	Brian Kelly 1983
---	------------------

MOST CONSECUTIVE 100+ PASS RECEIVING YARD GAMES SEASON

2	Brian Kelly 1983
---	------------------

TOUCHDOWNS - RECEIVING

MOST TOUCHDOWNS CAREER

97	Brian Kelly - CFL
59	Jason Tucker
58	Tom Scott
51	Waddell Smith
49	Fred Stamps
46	Craig Ellis
45	Jim Sandusky
43	Ed Hervey
42	George McGowan

MOST TOUCHDOWNS SEASON

18	Kelly 1984
17	Ellis 1990
15	Sandusky 1992
15	E. Brown 1993
15	McCorvey 2000
14	W. Smith 1979
13	Scott 1980
13	Scott 1982
13	Kelly 1987
12	E. Brown 1994
12	Hervey 2001
12	Tucker 2006

MOST TOUCHDOWNS GAME

4	B. Kelly Ott at Edm June 30, 1984
4	McCorvey Wpg at Edm July 21, 2000

PASSING

MOST PASSES THROWN CAREER

4827	Ricky Ray
3195	Mike Reilly
2433	Tracy Ham
2382	Warren Moon
2252	Tom Wilkinson
1654	Matt Dunigan
1583	Damon Allen
1484	Jack Parker
1383	Bruce Lemmerman
1307	Jason Maas

MOST PASSES THROWN SEASON

715	Ray 2005
664	Moon 1983
654	Reilly 2017
633	Reilly 2016
621	Reilly 2018
618	Ray 2006
605	Ray 2008
596	Ray 2009
582	McManus 1996
562	Moon 1982

MOST PASSES THROWN GAME

56	Ray Tor at Edm Aug 20, 2005
54	Harris Edm at Wpg Jun 27, 2019
53	Reilly Edm at Cgy Sept 4, 2017
51	Wilkinson Wpg at Edm July 18, 1977
51	Moon Mtl at Edm Oct. 15, 1983
50	Dunigan Tor at Edm Sept. 8, 1984
50	Allen Edm at BC Aug. 25, 1988
49	Lemmerman Edm at BC Sept. 24, 1976
49	Moon Ham at Edm Sept. 11, 1983
49	Ray Wpg vs Edm July 15, 2005

MOST COMPLETIONS CAREER

3225	Ricky Ray
2120	Mike Reilly
1382	Tom Wilkinson
1369	Warren Moon
1216	Tracy Ham
926	Matt Dunigan
809	Damon Allen
800	Jason Maas
769	Jack Parker
754	Bruce Lemmerman

MOST COMPLETIONS SEASON

479	Ray 2005
448	Reilly 2016
447	Reilly 2017
422	Ray 2008
418	Reilly 2018
406	Ray 2006
401	Ray 2009
380	Moon 1983
361	Maas 2004
348	Ray 2003

MOST COMPLETIONS GAME

40	Ray Tor at Edm Aug 20, 2005
37	Reilly Cgy at Edm Sept 9, 2017



36	Moon Ham at Edm Sept. 11, 1983
36	Ray Edm at Wpg Sept. 26, 2008
35	Ray Cgy at Edm Sept 9, 2005
35	Reilly Edm at Tor Aug 18, 2013
35	Reilly Cgy at Edm, Sept 10, 2016
35	Harris Edm at Wpg Jun 27, 2019
34	LeFors Sask at Edm Oct 26, 2007
34	Reilly Edm at Cgy Sept 4, 2017

MOST CONSECUTIVE PASS COMPLETIONS

22	Maas Wpg at Edm July 30, 2004
----	----------------------------------

MOST YARDS CAREER

40,531	Ricky Ray
26,929	Mike Reilly
21,228	Warren Moon
19,240	Tracy Ham
18,684	Tom Wilkinson
13,393	Matt Dunigan
12,466	Damon Allen
12,137	Jack Parker
11,953	Jason Maas
9747	Bruce Lemmerman

MOST YARDS SEASON

5830	Reilly 2017
5663	Ray 2008
5648	Moon 1983
5562	Reilly 2018
5554	Reilly 2016
5510	Ray 2005
5270	Maas 2004
5000	Moon 1982
5000	Ray 2006
4916	Ray 2009

MOST YARDS GAME

555	Moon Mtl at Edm Oct. 15, 1983
540	Maas Wpg at Edm July 30, 2004
522	Moon Ham at Edm Sept. 11, 1983
511	Reilly Edm at Tor Aug 18, 2013
497	McManus Wpg. at Edm Aug. 7, 1997
497	Maas BC at Edm June 26, 2004
490	L. Berry Edm at Cgy Sept. 2, 1950

482	Allen Edm at Sac Oct. 2, 1993
469	Ray Edm at Wpg Jun 30, 2005
465	Reilly Edm at Wpg July 14, 2016

HIGHEST PASS COMPLETION PERCENTAGE SEASON

(MINIMUM 300 ATTEMPTS)

71.76	Harris 2019
70.77	Reilly 2016
69.89	Ray, R. 2007
69.75	Ray, R 2008
68.35	Reilly 2017
67.57	Ray, R. 2003
67.31	Reilly 2018
67.28	Ray, R. 2009
66.99	Ray, R. 2005
66.04	Wilkinson 1972

HIGHEST PASS COMPLETION PERCENTAGE GAME

(MINIMUM 20 ATTEMPTS)

92.00	Ray (23-25) Mtl at Edm Oct 31, 2008
90.48	Wilkinson (19-21) Ott at Edm Aug. 19, 1974
90.00	Maas (27-30) Wpg at Edm July 30, 2004
87.50	Ray (21-24) Ott at Edm Sept. 19, 2003
87.50	Maas (28-32) Ott at Edm Aug. 29, 2004

HIGHEST PASSING EFFICIENCY RATING SEASON

108.3	Moon 1983
108.1	Ray, R. 2003
104.7	Maas 2004
104.3	Reilly 2016
103.1	Reilly 2017
102.6	Harris 2019
101.9	Ray 2008
101.6	Ray 2007
101.3	Ray 2002

MOST TOUCHDOWNS CAREER

210	Ricky Ray
144	Warren Moon
143	Mike Reilly
142	Tracy Ham
129	Tom Wilkinson
87	Matt Dunigan
76	Damon Allen
70	Jack Parker
65	Jason Maas
60	Bruce Lemmerman

MOST TOUCHDOWNS SEASON

36	Moon 1982
36	Ham 1990
35	Ray 2003
31	Moon 1983

31	Ham 1991
31	Maas 2004
30	Ham 1989
30	Ham 1992
30	Reilly 2017
30	Reilly 2018

MOST TOUCHDOWNS GAME

5	Moon Mtl at Edm Oct. 15, 1983
5	Ham Tor at Edm Aug. 21, 1991
5	Crowley Wpg at Edm July 21, 2000
5	Greene Edm at Tor Oct. 21, 2000
5	Ray Ham at Edm July 30, 2005
5	Ray Wpg at Edm June 28, 2007
5	Ray Mtl at Edm Sept 14, 2007

MOST INTERCEPTIONS CAREER

130	Ricky Ray
96	Tom Wilkinson
93	Jack Parker
89	Tracy Ham
82	Mike Reilly
77	Warren Moon
76	Matt Dunigan
73	Bruce Lemmerman
60	Don Getty
56	Damon Allen

MOST INTERCEPTIONS SEASON

27	McManus 1996
24	Ham 1990
24	Ray 2005
22	Dunigan 1985
20	L. Berry 1950
20	Trull 1970
19	Moon 1983
19	Dunigan 1984
19	Dunigan 1987
19	McManus 1997

MOST INTERCEPTIONS GAME

6	L. Berry Wpg at Edm Sept. 9, 1950
6	Maudlin Sask at Edm Sept. 7, 1963
6	Fulton Edm at Ott Sept. 27, 1969
6	Ham Edm at Ham Aug. 12, 1988
6	Ham Edm at Tor July 27, 1989
5	Kerbow Edm at Tor Sept. 11, 1966
5	H. Clark Ott at Edm Aug. 25, 1970
5	Moon BC at Edm Aug. 12, 1983

5	Dunigan Edm at Sask Oct. 18, 1987
5	McManus BC at Edm July 10, 1997
5	Crowley Edm at Cgy July 5, 2000

PUNTING

MOST PUNTS CAREER

1264	Sean Fleming
755	Glenn Harper
691	Hank Ilesic
550	Garry Lefebvre
465	Grant Shaw
438	Randy Kerbow
419	Hugh O'Neill
401	Jerry Kauric
358	Vic Chapman
314	Tom Dixon

MOST PUNTS SEASON

156	Harper 1996
154	Kauric 1988
154	Harper 1993
146	Fleming 1998
144	Dixon 1986
144	Harper 1995
141	Kauric 1989
139	Shaw 2013
138	Harper 1994
137	Duval 2011

MOST PUNTS GAME

15	Dixon Edm at BC Sept. 19, 1986
15	Harper Edm at Ham Sept. 17, 1993

MOST YARDS CAREER

52,957	Sean Fleming
31,857	Hank Ilesic
31,018	Glenn Harper
21,834	Garry Lefebvre
20,566	Grant Shaw
18,602	Hugh O'Neill
18,515	Randy Kerbow
16,773	Jerry Kauric
14,758	Vic Chapman
14,120	Tom Dixon

MOST YARDS SEASON

6718	Kauric 1988
6554	Harper 1996
6523	Dixon 1986
6434	Duval 2011
6385	Harper 1993
6240	Ilesic 1978
6096	Dixon 1985
6069	Shaw 2013
5993	Fleming 1998
5962	Harper 1995

MOST YARDS GAME

721	Dixon Edm at BC Sept. 19, 1986
612	Harper Edm at Ham Sept. 17, 1993

LONGEST PUNT

91	Fleming Edm at Sask Sept. 28, 1997
88	Ilesic Edm at Cgy Sept. 19, 1981
87	Dunn Edm at Cgy Sept. 6, 1971
87	Ilesic BC at Edm Sept. 17, 1977
87	Ilesic Edm at Wpg July 18, 1978
87	Macoritti Edm at Sask Aug. 19, 1990
86	Fleming Edm at Wpg July 1, 2003
85	Ilesic Sask at Edm Nov. 6, 1977

PUNT RETURNS

MOST RETURNS CAREER

1003	Henry Williams
299	Bayne Norrie
278	Rollie Miles
276	Winston October
228	Dick Dupuis
220	Leigh McMillan

MOST RETURNS SEASON

118	Tony Hunter 1989
100	Hayes 1982
98	H. Williams 1991
96	H. Williams 1988
93	L. McMillan 1958
93	Lawrence 2015
92	H. Williams 1992
90	H. Williams 1990
88	October 2002
87	H. Williams 1995

MOST RETURNS GAME

12	H. Williams Edm at Ham Aug. 12, 1988
12	Tony Hunter BC at Edm Sept. 24, 1989
11	McMillan Sask at Edm Sept. 27, 1958
11	Hollimon BC at Edm Oct. 11, 1976
11	G. Butler Edm at Ham Sept. 23, 1979
11	S. Baker Ham at Edm Aug. 23, 1996
11	October Wpg at Edm Oct. 17, 2003

MOST RETURN YARDS CAREER

11177	Henry Williams
2819	Winston October
2190	Larry Highbaugh
2085	Rollie Miles
1870	Dick Dupuis
1800	Tony Tompkins
1700	Tristan Jackson
1532	Bayne Norrie
1510	Kendial Lawrence
1419	Gary Hayes

MOST RETURN YARDS SEASON

1440	H. Williams 1991 - CFL
1181	Tony Hunter 1989
1124	H. Williams 1992
1077	H. Williams 1993
987	H. Williams 1990
964	H. Williams 1988
963	Lawrence 2015
951	H. Williams 1987
931	Tompkins 2005
874	W. October 2004

MOST RETURN YARDS GAME

232	H. Williams Ott at Edm July 17, 1991
221	H. Williams Cgy at Edm June 27, 1987
208	H. Williams Cgy at Edm Nov. 7, 1993
205	H. Williams Edm at Tor Aug. 9, 1995
205	Tompkins Edm at Ott July 21, 2005
164	S. Baker Ham at Edm Aug. 23, 1996
161	Tony Hunter BC at Edm Sept. 24, 1989
154	H. Williams Cgy at Edm Sept. 6, 1991
151	W. October Ham at Edm July 17, 2004
148	Dawson Ott at Edm July 9, 2015

LONGEST RETURN

116	Highbaugh Wpg at Edm Oct. 26, 1975
104	H. Williams Edm at Ham Aug. 12, 1992
104	H. Williams Cgy at Edm Nov. 7, 1993
101	W. October Ham at Edm July 17, 2004
100	Volpe BC at Edm Sept. 26, 1986
100	H. Williams Ham at Edm Sept. 11, 1988
99	H. Williams Sask at Edm July 21, 1993
96	H. Williams Tor at Edm Aug. 20, 1992



96	Tompkins Edm at Ott July 21, 2005
95	October Wpg at Edm Aug. 15, 2002
95	Campbell Edm at Cgy Aug. 15, 2010

MOST TOUCHDOWNS CAREER

26	Henry Williams - CFL
4	Winston October
3	Eddie Brown
3	Tony Tompkins
3	Tristan Jackson
2	Mike Fink
2	Joe Hollimon
2	Tom Richards
2	Jason Armstead

MOST TOUCHDOWNS SEASON

5	H. Williams 1991 - CFL
4	H. Williams 1987
4	H. Williams 1993
3	H. Williams 1992
3	E. Brown 1994
3	Tompkins 2005

MOST TOUCHDOWNS GAME

2	H. Williams Cgy at Edm June 27, 1987
2	H. Williams Cgy at Edm Sept. 6, 1991
2	H. Williams Cgy at Edm Nov. 7, 1993 - CFL

KICKOFFS**MOST KICKOFF YARDS CAREER**

69,973	Sean Fleming
46,134	Dave Cutler
20,303	Grant Shaw
16,456	Hugh O'Neill
13,202	Noel Prefontaine
11,534	Jerry Kauric
11,053	Tom Dixon
10,622	Tommy Joe Coffey
8,817	Ray Macoritti
8,517	Joe Mobra

MOST KICKOFF YARDS SEASON

5732	Fleming 1992
5640	Fleming 2003
5611	Fleming 1995
5310	Shaw 2016
5255	Dixon 1986
5210	Cutler 1981
5167	O'Neill 2018
5044	Shaw 2012
5037	Macoritti 1990
4917	Fleming 2002

MOST KICKOFF YARDS GAME

588	Fleming Edm at BC Oct. 29, 1993
582	Fleming Tor at Edm Aug 9, 2003
578	Fleming Wpg at Edm Sept. 15, 1995
570	Fleming Ott at Edm Aug. 27, 1995
562	Dorsey Edm at BC Oct. 12, 1991
545	Cyncar Edm at Ott July 26, 1990
544	Cutler Tor at Edm Oct. 24, 1981
542	Macoritti Sask at Edm Aug. 7, 1990
530	Fleming Wpg at Edm July 21, 2000
524	Dixon Ott at Edm Aug. 2, 1985

LONGEST KICKOFF

100	Castillo Edm at Ham Jul. 1, 2022
95	Cutler Edm at Wpg Aug. 6, 1975
95	Dixon Edm at Cgy Sept. 1, 1986
95	Fleming Edm at Cgy Sept. 7, 1998
95	Fleming Edm at Sask Aug. 18, 2007
95	Shaw Ott at Edm Jul 9, 2015
95	Shaw Edm at Sask Sept. 18, 2016

KICKOFF RETURNS**MOST RETURNS CAREER**

335	Henry Williams
151	Winston October
118	Larry Highbaugh
118	Joe Hollimon
115	Tony Tompkins
112	Stephan Jones
109	Tristan Jackson
99	Tom Scott
88	Rollie Miles
88	Jim Thomas

MOST RETURNS SEASON

57	Tompkins 2006
52	H. Williams 1997
51	S. Jones 1987
51	October 2004
48	October 2003
45	Doe 2016
44	Floyd 1994
40	Jones 2019
38	Edwards 2017
37	October 2002

MOST RETURNS GAME

8	Hollimon Cgy at Edm Oct. 31, 1976
8	H. Williams Edm at Cgy Sept. 5, 1994
8	Blount Edm at Cgy Sept. 4, 1995
8	Ashley Edm at Cgy July 22, 1999
8	Miles, J. Edm at BC Oct 25, 2013
8	Saulsberry Edm at Wpg Oct 8, 2022

MOST RETURN YARDS CAREER

7354	Henry Williams
4189	Larry Highbaugh
3173	Winston October
3171	Joe Hollimon
2489	Tony Tompkins
2441	Stephan Jones
2361	Tristan Jackson
2290	Jim Thomas
2131	Rollie Miles
1886	Donnie Ashley

MOST RETURN YARDS SEASON

1145	Tompkins 2006
1105	H. Williams 1997
1073	W October 2004
1018	W October 2003
957	S. Jones 1987
957	Floyd 1994
937	Doe 2016
926	Edwards 2017
873	Highbaugh 1973
843	Highbaugh 1976

MOST RETURN YARDS GAME

239	Hollimon Cgy at Edm Oct. 31, 1976
228	S. Jones Tor at Edm Aug. 1, 1986
217	T. Thomas Cgy at Edm Sept 6, 2014
202	Ashley Edm at Cgy July 22, 1999
200	F. Bailey Ham at Edm Aug. 27, 1999
187	H. Williams Edm at Cgy Sept. 5, 1994
183	H. Williams Edm at Wpg July 14, 1994
182	Mitchel Edm at Wpg Aug. 13, 1993
176	Highbaugh Mtl at Edm Sept. 8, 1973
175	Miles, J. Edm at BC Oct 25, 2013
175	Saulsberry Edm at Wpg Oct 8, 2022

LONGEST RETURN

118	Highbaugh Edm at Wpg Oct. 17, 1976 TD
109	Highbaugh Wpg at Edm Oct. 26, 1975 TD
107	Lawrence Edm at Tor Oct. 4, 2014 TD
105	Thomas (6) Swarn (99) Edm at Wpg Sept. 20, 1970 TD
105	S. Jones Tor at Edm Aug. 1, 1986 TD
102	Highbaugh Mtl at Edm Sept. 8, 1973 TD
101	Miles Edm at Cgy Aug. 30, 1952 TD
100	H. Williams Edm at Mtl Oct. 23, 1999 TD

MOST TOUCHDOWNS CAREER

3	Larry Highbaugh
2	Henry Williams
2	Kendial Lawrence
1	Rollie Miles
1	Billy Vessels
1	Jack Parker
1	Cowboy Woodruff
1	Terry Swarn
1	Stephan Jones
1	Donnie Ashley
1	Mike Bradley
1	Tony Tompkins
1	Tristan Jackson

MOST TOUCHDOWNS SEASON

2	Lawrence 2014
1	Miles 1952
1	Vessels 1953
1	Parker 1957
1	Woodruff 1960
1	Swarn 1970
1	Highbaugh 1973
1	Highbaugh 1975
1	Highbaugh 1976
1	S. Jones 1986
1	H. Williams 1990
1	H. Williams 1999
1	Ashley 1999
1	Bradley 2003
1	Tompkins 2005
1	T. Jackson 2008

MOST TOUCHDOWNS GAME

1	Miles Edm at Cgy Aug. 30, 1952
1	Vessels Edm at Cgy Sept. 5, 1953
1	Jack Parker Sask at Edm Aug. 19, 1957
1	Woodruff Cgy at Edm Nov. 2, 1960

1	Swarn Edm at Wpg Sept. 20, 1970
1	Highbaugh Mtl at Edm Sept. 8, 1973
1	Highbaugh Wpg at Edm Oct. 26, 1975
1	Highbaugh Edm at Wpg Oct. 17, 1976
1	S. Jones Tor at Edm Aug. 1, 1986
1	H. Williams Sask at Edm Aug. 7, 1990
1	H. Williams Edm at Mtl Oct. 23, 1999
1	Ashley Edm at Mtl Oct. 23, 1999
1	Bradley Wpg at Edm Oct. 17, 2003
1	Tompkins BC at Edm Sept. 24, 2005
1	T. Jackson Edm at Tor Jul. 20, 2008
1	Lawrence Edm at Tor Oct. 4, 2014 TD
1	Lawrence Edm at Sask Oct. 19, 2014 TD

MISSED FIELD GOAL RETURNS

MOST RETURNS CAREER	
59	Henry Williams

MOST RETURNS SEASON

10	October 2003
9	October 2004
8	Tony Hunter 1989
8	H. Williams 1997
8	D. Blair 1998
7	H. Williams 1992
6	H. Williams 1991
6	Tompkins 2005
6	T. Williams 2021

MOST RETURN YARDS CAREER

1646	Henry Williams
------	----------------

MOST RETURN YARDS SEASON

324	D. Blair 1998
323	October 2003
316	October 2004
229	H. Williams 1990
223	Ashley 1999
212	H. Williams 1987
209	Tompkins 2006
203	Tompkins 2005
197	H. Williams 1992
195	Ashley 2000

MOST TOUCHDOWNS CAREER

3	Henry Williams
1	Donnie Ashley

MOST TOUCHDOWNS SEASON

1	H. Williams 1987
1	H. Williams 1990
1	H. Williams 1994
1	Ashley 2000

ALL-PURPOSE YARDS

(INCLUDES RUSHING, RECEIVING, PUNT RETURNS, KICK-OFF RETURNS AND MISSED FIELD-GOAL RETURNS)

MOST ALL-PURPOSE YARDS CAREER

23,927	Henry Williams
--------	----------------

MOST ALL-PURPOSE YARDS SEASON

2767	H. Williams 1992
2606	Floyd 1994
2530	Avery 2002
2523	H. Williams 1993
2436	H. Williams 1991
2342	October 2004
2290	October 2003
2276	Lawrence 2015
2242	H. Williams 1997
2219	H. Williams 1990

INTERCEPTION RETURNS

MOST INTERCEPTIONS CAREER

66	Larry Highbaugh
52	John Wydareny
46	Oscar Kruger
38	Rollie Miles
36	Joe Hollimon
31	Don Wilson
29	Dick Dupuis

MOST INTERCEPTIONS SEASON

11	Wydareny 1969
11	Wydareny 1970
11	D. Hall 1984
10	Miles 1958
10	Highbaugh 1979
10	E. Jones 1980
9	DesLauriers 1984
9	DesLauriers 1985

MOST INTERCEPTIONS GAME

3	Bendiak Edm at Wpg Aug. 27, 1959
3	Kruger BC at Edm Nov. 4, 1959
3	Wydareny Wpg at Edm Oct. 27, 1968
3	Wydareny Cgy at Edm Sept. 6, 1969
3	Dupuis Sask at Edm July 31, 1970
3	E. Jones Ham at Edm Sept. 7, 1980
3	DesLauriers Ott at Edm June 30, 1984
3	Bass Edm at Wpg Oct. 18, 1985



3	E. Jackson Sask at Edm Aug. 30, 1989
3	Rogers Edm at Ham July 28, 1995
3	Goss Ham at Edm Sept 13, 2008

MOST RETURN YARDS CAREER

770	Larry Highbaugh
747	John Wydareny
689	Joe Hollimon
547	Rollie Miles
481	Kavis Reed
459	Don Wilson
417	Oscar Kruger
397	Laurent DesLauriers
396	Malcolm Frank

MOST RETURN YARDS SEASON

300	Grant, 2003
263	Frank, 2004
228	Hollimon 1978
212	E. Jones 1980
208	Wydareny 1967
183	DesLauriers 1985
183	Kavis Reed 1997
182	Goss 2008
167	Burnett 2012
164	Goss 2007

MOST RETURN YARDS GAME

144	Goss Ham at Edm Sept 13, 2008
133	Burnett Edm at BC July 20, 2012
127	Wydareny Edm at Cgy Oct. 28, 1967
106	Kavis Reed Sask at Edm Aug. 17, 1996

LONGEST RETURN

108	Burnett Edm at BC July 20, 2012 (TD)
107	Wydareny Edm at Cgy Oct. 28, 1967 (TD)
106	Kavis Reed Sask at Edm Aug. 17, 1996 (TD)

MOST RETURN TOUCHDOWNS CAREER

7	Joe Hollimon
6	Malcolm Frank
5	Cliff Toney
5	Kavis Reed
4	Jason Goss

MOST RETURN TOUCHDOWNS SEASON

5	Frank 2004
---	------------

4	Hollimon 1978
3	E. Jones 1980
2	Kavis Reed 1996
2	Kavis Reed 1997
2	Provo 1998
2	Mobley 2000
2	Kellogg 2001
2	Grant 2003
2	Goss 2007
2	Goss 2008
2	Davis 2010
2	Burnett 2012
2	McCoil 2014

MOST RETURN TOUCHDOWNS GAME

2	E. Jones Ham at Edm Sept. 7, 1980
2	Goss Ham at Edm Sept 13, 2008
2	McCoil Tor at Edm Aug 23, 2014

FUMBLE RETURNS**MOST RETURNS CAREER**

26	Willie Pless
23	Rollie Miles
21	Singor Mobley
18	John LaGrone
18	Dan Bass
16	Oscar Kruger
16	Al Ecuyer
15	Larry Wruck
14	Bill Briggs

MOST RETURNS SEASON

8	Pless 1992
6	Kruger 1956
6	LaGrone 1969
6	Pless 1994
5	F. Anderson 1952
5	Miles 1953
5	Willsey 1953
5	Bass 1989
5	M. Hunter 1995
5	Pless 1995

MOST RETURNS GAME

3	Pless BC at Edm Oct. 16, 1992
3	Pless Edm at Sac Aug. 19, 1994

MOST RETURN YARDS CAREER

266	Singor Mobley
175	Pete Lavorato
153	Ron Howard
145	Larry Highbaugh
127	Terry Ray
109	Howie Schumm
102	Willie Pless

97	Rollie Miles
96	Tyrone Walls
91	Trent Brown

MOST RETURN YARDS SEASON

129	Mobley 1995
123	Lavorato 1977
96	Walls 1972
95	Howard 1987
92	T. Ray 1999
89	Parker 1954
79	J. Jones 2001
77	McCoil
71	Towns 1977
66	Tuinei 1987

MOST RETURN YARDS GAME

95	Howard Tor at Edm Sept. 12, 1987
92	T. Ray Tor at Edm Sept. 26, 1999
79	J. Jones Edm at Sask. Sept. 29, 2001
77	McCoil Wpg at Edm Oct 13, 2014
74	Lavorato Sask at Edm Aug. 2, 1977
72	Mobley Cgy at Edm Sept. 8, 1995
71	Towns Edm at Cgy Oct. 30, 1977
66	Tuinei Ott at Edm Aug. 23, 1987
65	Dupuis Cgy at Edm Aug. 15, 1974
63	Thompson Edm at Cgy Sept 2, 2013

LONGEST RETURN

95	Howard Tor at Edm Sept. 12, 1987
92	T. Ray Tor at Edm Sept. 26, 1999 TD

QUARTERBACK SACKS**MOST SACKS CAREER**

102	Stewart Hill
75	Bennie Goods
74	Leroy Blugh
66	Malvin Hunter
60	Almondo Sewell
57	Willie Pless
51	James Parker
46	Odel Willis
41	Brett Williams
30	Larry Wruck

MOST SACKS SEASON

18.5	James Parker 1981
18	S. Hill 1984

18	S. Hill 1987
17.5	James Parker 1982
17	S. Hill 1986
17	S. Hill 1990
16	Payton 2002
15	James Parker 1983
14	Goods 1993
14	Goods 1995
14	M. Hunter 1996

DEFENSIVE TACKLES

(STATISTICS KEPT SINCE 1987)

MOST DEFENSIVE TACKLES

CAREER

813	Willie Pless
646	Larry Wruck
602	Singor Mobley
528	J.C. Sherritt
465	Dan Bass
453	Malcolm Frank
440	A.J. Gass
402	Shannon Garrett
390	T.J. Hill
333	Don Wilson

MOST DEFENSIVE TACKLES

SEASON

130	J.C. Sherritt 2012
117	Pless 1998
116	Bass 1988
116	Pless 1997
113	Pless 1994
110	Pless 1992
105	Bass 1990
100	Pless 1995
100	J.C. Sherritt 2018
96	Pless 1996

MOST DEFENSIVE TACKLES

GAME

13	Davis Mtl at Edm Sept. 23, 2011
13	Hill Mtl at Edm Oct 5, 2013
12	Pless Edm at BC Oct. 12, 1991
12	Pless Edm at Sask July 7, 1995
12	Pless Edm at Ham July 28, 1995
12	Mobley Cgy at Edm Sept. 6, 1996
12	Pless Edm at Mtl Oct. 4, 1998
12	Mobley Cgy at Edm Sept. 8, 2000
12	Gass Cgy at Edm July 20, 2001
12	Ray, T Edm at Sask July 19, 2002
12	Sherritt Edm at Tor Aug. 27, 2012

SPECIAL-TEAMS TACKLES

MOST SPECIAL-TEAMS TACKLES

CAREER

163	Jed Roberts
115	Mathieu Bertrand
105	Trent Brown
92	A.J. Gass
84	Calvin McCarty
80	Bruce Dickson
78	Singor Mobley
76	Corbin Sharun
67	Deon Lacey
66	Brian Walling

MOST SPECIAL-TEAMS TACKLES

SEASON

29	Lacey 2014
27	Miller 2016
25	Dickson 1995
25	Sharun 2011
24	Izquierdo 1993
24	Ciezki 2008
23	J Roberts 1991
23	J. Roberts 1996
23	Maurer 2006
22	Lacey 2015

TACKLES FOR LOSSES

MOST TACKLES FOR LOSSES

CAREER

41	Willie Pless
33	Bennie Goods
31	Almondo Sewell
27	Leroy Blugh
27	J.C. Sherritt
25	Malvin Hunter
23	Larry Wruck

MOST TACKLES FOR LOSSES

SEASON

10	Wruck 1992
8	T. Ray 2000
8	Sherritt 2012
8	Boateng 2018
8	Munoz 2012
8	Diggs 2019
7	L Lewis 1992
7	M. Hunter 1994
7	Pless 1994
7	R. Brown 2001
7	Sewell 2014
7	T. Ray 2002
7	Boateng 2017

BLOCKED KICKS

MOST BLOCKED KICKS CAREER

7	James Zachery
---	---------------

MOST BLOCKED KICKS SEASON

5	Zachery 1986
---	--------------



EDMONTON ELKS 1000-YARD CLUB

RUSHING

YEAR	PLAYER	CARRIES	YARDS	AVG.	TD
2019	C.J. Gable	205	1001	4.9	2
2018	C.J. Gable	196	1063	5.4	7
2011	Jerome Messam	195	1057	5.4	6
2009	Arkee Whitlock	211	1293	6.1	12
2006	Troy Davis	190	1060	5.6	4
2004	Mike Pringle	259	1141	4.4	8
2003	Mike Pringle	273	1377	5.0	13
2002	John Avery	229	1448	6.3	9
1999	Troy Mills	172	1022	5.9	6
1996	Eric Blount	246	1091	4.4	4
1991	Reggie Taylor	198	1293	6.5	4
1990	Tracy Ham	136	1096	8.1	5
1989	Reggie Taylor	237	1503	6.3	2
1989	Tracy Ham	125	1005	8.0	10
1980	Jim Germany	181	1019	5.6	10

YEAR	PLAYER	CARRIES	YARDS	AVG.	TD
1979	Jim Germany	238	1324	5.6	9
1977	Jim Germany	211	1004	4.8	8
1975	Roy Bell	232	1006	4.3	5
1974	Roy Bell	286	1341	4.7	4
1973	Roy Bell	254	1455	5.7	5
1967	Jim Thomas	172	1006	5.8	6
1961	Johnny Bright	236	1350	5.7	11
1960	Johnny Bright	251	1268	5.1	13
1959	Johnny Bright	231	1340	5.8	11
1958	Johnny Bright	296	1722	5.8	8
1958	Normie Kwong	232	1033	4.5	10
1957	Johnny Bright	259	1679	6.5	16
1957	Normie Kwong	204	1050	5.1	15
1956	Normie Kwong	232	1437	6.2	5
1955	Normie Kwong	241	1250	5.2	10

RECEIVING

YEAR	PLAYER	CARRIES	YARDS	AVG.	TD
2019	Greg Ellingson	86	1170	13.6	5
2019	Ricky Collins Jr.	78	1103	14.1	3
2018	D. Williams	88	1579	17.9	11
2017	Brandon Zylstra	100	1687	16.9	5
2016	Adarius Bowman	120	1761	14.7	9
2016	Derel Walker	109	1589	14.6	10
2015	Adarius Bowman	93	1304	14.0	7
2015	Derel Walker	89	1110	12.5	6
2014	Adarius Bowman	112	1456	13.0	6
2013	Fred Stamps	68	1259	18.5	11
2012	Fred Stamps	70	1310	18.7	9
2011	Fred Stamps	82	1153	14.1	8
2011	Adarius Bowman	62	1153	18.6	4
2010	Fred Stamps	80	1223	15.3	5
2009	Fred Stamps	85	1402	16.5	8
2008	Kamau Peterson	101	1317	13.0	4
2008	Kelly Campbell	54	1223	22.6	7
2007	Kamau Peterson	80	1068	13.4	7
2006	Jason Tucker	75	1321	17.6	12
2005	Jason Tucker	89	1411	15.9	11
2005	Derrell Mitchell	94	1207	12.8	5
2004	Jason Tucker	67	1632	24.4	11
2004	Terry Vaughn	78	1062	13.6	2
2003	Terry Vaughn	106	1558	14.7	7
2003	Ed Hervey	72	1022	14.2	8
2002	Terry Vaughn	94	1291	13.7	9
2001	Terry Vaughn	98	1497	15.3	5
2001	Ed Hervey	77	1447	18.8	12
2000	Terry Vaughn	94	1216	12.9	6
1999	Terry Vaughn	75	1057	14.1	11
1998	Don Blair	64	1091	17.0	6
1997	Darren Flutie	90	1313	14.6	9
1997	Robert Gordon	71	1073	15.1	7
1996	Darren Flutie	86	1362	15.8	6
1996	Eddie Brown	70	1325	18.9	7

YEAR	PLAYER	CARRIES	YARDS	AVG.	TD
1995	Shalon Baker	79	1156	14.6	5
1995	Nick Mazzoli	67	1044	15.6	8
1994	Eddie Brown	79	1126	14.3	12
1993	Eddie Brown	67	1378	20.6	15
1992	Jim Sandusky	78	1243	15.9	15
1992	Craig Ellis	62	1018	16.4	10
1991	Craig Ellis	66	1133	17.2	10
1991	Jim Sandusky	63	1063	16.9	10
1990	Craig Ellis	106	1654	15.6	17
1989	Craig Ellis	80	1264	15.8	9
1989	Tom Richards	60	1239	20.7	7
1988	Jim Sandusky	55	1089	19.8	8
1987	Brian Kelly	68	1626	23.9	13
1987	Stephen Jones	55	1147	20.9	8
1985	Brian Kelly	59	1034	17.5	6
1984	Brian Kelly	66	1310	19.8	18
1983	Brian Kelly	104	1812	17.4	11
1983	Tom Scott	80	1234	15.4	9
1982	Tom Scott	91	1518	16.7	13
1981	Brian Kelly	74	1665	22.5	11
1981	Tom Scott	73	1240	17.0	8
1981	Waddell Smith	65	1077	16.6	9
1980	Tom Scott	73	1245	17.1	13
1979	Waddell Smith	74	1214	16.4	13
1979	Brian Kelly	61	1098	18.0	11
1978	Tom Scott	67	1091	16.3	10
1975	G. McGowan	98	1472	15.0	8
1973	G. McGowan	81	1123	13.9	9
1972	G. McGowan	54	1015	18.8	11
1965	Tommy Joe Coffey	81	1286	15.9	2
1964	Tommy Joe Coffey	81	1142	14.1	6
1963	Tommy Joe Coffey	61	1104	18.1	5
1959	Joe Bob Smith	62	1108	17.9	8
1950	Morris Bailey	67	1060	15.8	4

EDMONTON ELKS TEAM RECORDS

SCORING

MOST POINTS SEASON

671	1991
644	1989
617	1987
612	1990
599	1995
576	1981
569	2003
552	1992
549	2016
540	1986

MOST POINTS GAME

64-10	Wpg at Edm Sept. 15, 1995
63-3	Ott at Edm Aug. 27, 1995
62-11	Mtl at Edm Sept. 26, 1981
61-7	Tor at Edm Oct. 24, 1981
57-31	Sask at Edm Aug. 7, 1990
57-16	Ott at Edm Aug 29, 2004
56-16	Ham at Edm Sept. 10, 1978
56-36	Tor at Edm Aug. 27, 1990
56-26	Edm at Wpg Aug. 13, 1999
55-0	Sask at Edm Aug. 24, 1959
55-7	Edm at Ott July 11, 1982
55-11	Ott at Edm Oct. 15, 1989

MOST POINTS AGAINST SEASON

599	2022
569	1991
545	2010
526	2008
520	2000
519	2013
515	1992
510	1990
509	2007
502	1999
502	2009

MOST POINTS AGAINST GAME

59-15	Edm at BC Jun. 11, 2022
-------	----------------------------

56-8	Edm at Sask Aug. 28, 1964
56-15	Edm at Cgy Aug. 15, 2010
55-9	Edm at Sask Oct 25, 2008
54-8	Edm at Ham July 29, 1999
54-52	Sask at Edm Oct. 28, 2000
54-14	Edm at Sask July 28, 2007
54-31	Sask at Edm Aug. 25, 2017
53-11	Edm at Wpg Aug. 13, 1993
52-15	Edm at Cgy Aug. 7, 1964
52-14	Wpg at Edm Sept. 26, 1993
52-5	Edm at Cgy Sept. 6, 2010

HIGHEST SHUTOUT

55-0	Sask at Edm Aug. 24, 1959 CFL
52-0	Cgy at Edm Sept. 22, 1956
41-0	Wpg at Edm Oct. 5, 1957
40-0	Sask at Edm Sept. 9, 1979
38-0	Sask at Edm Nov. 6, 1977
38-0	Cgy at Edm Sept. 5, 2003
33-0	Mtl at Edm Aug. 19, 1961
33-0	Edm at Wpg July 29, 1969
33-0	Cgy at Edm July 14, 1988
32-0	Mtl at Edm July 17, 1997

HIGHEST SHUTOUT AGAINST

40-0	Edm at Sask Aug. 15, 1976
33-0	Edm at Wpg Oct. 27, 1956
27-0	Edm at Cgy Oct. 29, 1949
23-0	Edm at Sask Aug. 27, 1951
20-0	Wpg at Edm Aug. 2, 1967

WINS

MOST WINS SEASON

16	1989	CFL
14	1955	
14	1957	
14	1981	
14	2015	
13	1980	
13	1986	
13	1994	
13	1995	
13	2002	
13	2003	

MOST CONSECUTIVE WINS

14	Oct. 16, 1954 - Sept. 26, 1955
9	Sept. 13, 1981 - July. 17, 1982
9	Sept. 24, 1989 - July. 18, 1990
9	Oct. 28, 2016 - Aug. 10, 2017

MOST CONSECUTIVE WINS SEASON

10	Aug. 20 - Sept. 26, 1955
8	Aug. 31 - Sept. 28, 1953
8	Sept. 12 - Nov. 7, 1982
8	Sept. 12 - Nov. 1, 2015
7	Aug. 7 - Sept. 9, 1961
7	Sept. 12 - Oct. 24, 1970
7	Sept. 13 - Oct. 24, 1981
7	Sept. 1 - Oct. 19, 1986
7	Aug. 3 - Sept. 8, 1989
7	Sept. 24 - Nov. 5, 1989
7	Jun. 24 - Aug. 10, 2017

MOST CONSECUTIVE HOME WINS

17	Oct. 4, 1954 - Sept. 22, 1956
16	Nov. 6, 1988 - Sept. 21, 1990
11	Oct. 15, 1956 - Aug. 18, 1958
10	July 17, 1979 - July 30, 1980

MOST CONSECUTIVE HOME WINS SEASON

9	July 13 - Nov. 5, 1989
8	Aug. 27 - Oct. 29, 1955
8	Aug. 19 - Oct. 26, 1957
8	July 17 - Oct. 28, 1979
8	July 11 - Oct. 24, 1981
8	June 26 - Oct 17, 2003

MOST CONSECUTIVE AWAY WINS

7	Oct. 18, 1954 - Oct. 1, 1955
7	Sept. 19, 1982-Sept. 5, 1983
6	Aug. 20 - Sept. 26, 1955
5	July 16 - Sept. 13, 1980
5	Nov 2, 2013 - Aug 15, 2014

**MOST CONSECUTIVE AWAY WINS SEASON**

6	Aug. 20-Sept. 26, 1955
5	July 16 - Sept. 13, 1980
4	Aug. 31 - Sept. 28, 1953
4	Aug. 29-Sept. 26, 1960
4	Aug. 7 - Sept. 9, 1961
4	Sept. 19 - Nov. 6, 1982
4	July 27 - Sept. 4, 2000
4	Jun 28 - Aug 15, 2014
4	Sept. 19 - Oct. 24, 2015

MOST CONSECUTIVE WINS TO START SEASON

10	Aug. 20, Sept. 26, 1955
7	Aug. 7 - Sept. 9, 1961
7	June 24 - Aug. 10, 2017
5	July 9 - Aug. 6, 1980
5	July 3 - July 29, 2011

MOST CONSECUTIVE WINNING SEASONS

14	1984-1997 (CFL)
11	1951-1961
11	1972-1982

MOST CONSECUTIVE YEARS WITH SEASON-OPENING WIN

21	1978-1998
----	-----------

LONGEST UNDEFEATED STREAK

15	July 26, 1981-July 17, 1982 (14-0-1)
14	Oct. 16, 1954-Sept. 26, 1955 (14-0-0)
11	July 10-Sept. 23, 1979 (9-0-2)

LONGEST UNDEFEATED STREAK SEASON

13	July 26-Oct. 24, 1981 (12-0-1)
11	July 10-Sept. 23, 1979 (9-0-2)
10	Aug. 20-Sept. 26, 1955 (10-0)

LONGEST HOME UNDEFEATED STREAK

17	Oct. 4, 1954-Sept. 22, 1956 (17-0-0)
16	Nov. 6, 1988-Sept. 21, 1990 (16-0-0)
11	Oct. 15, 1956-Aug. 18, 1958 (11-0-0)
10	July 17, 1979-July 30, 1980 (10-0-0)

LONGEST AWAY UNDEFEATED STREAK

9	Oct. 16, 1977-Oct. 15, 1978 (8-0-1)
7	Sept. 6, 1976-Aug. 9, 1977 (6-0-1)
7	July 26, 1981-July 11, 1982 (6-0-1)

LONGEST UNDEFEATED STREAK TO START SEASON

11	July 10-Sept. 23, 1979 (9-0-2)
10	Aug. 20-Sept. 26, 1955 (10-0)

LOSSES**MOST LOSSES SEASON**

14	1963
14	2013
14	2022
12	1964
12	1999
12	2007
11	1965
11	1969
11	2006
11	2010
11	2012
11	2021

MOST CONSECUTIVE LOSSES

13	Sept. 21, 1963 - Sept. 4, 1964
8	Aug. 11 - Sept. 26, 1971
8	Jul. 13 - Sept. 7, 2013
8	Sep. 11 - Nov. 13, 2021
7	Sept. 28, 2007 - Jun. 28, 2008
6	Aug. 4 - Sept. 6, 1969
6	Aug. 17 - Sept. 30, 2017

MOST CONSECUTIVE LOSSES SEASON

9	Sept. 21 - Nov. 2, 1963
8	Aug. 11 - Sept. 26, 1971
8	Jul. 13 - Sept. 7, 2013
8	Sep. 11 - Nov. 13, 2021
6	Aug. 4 - Sept. 6, 1969
6	Sept. 28 - Nov. 3, 2007
6	Aug 17 - Sept 30, 2017
5	July 30 - Aug. 23, 1965
5	Sept 3 - Sept 28, 2012
5	Sept. 28 - Oct 28, 2013

MOST CONSECUTIVE HOME LOSSES

17	Oct. 26, 2019 - Present
6	Sept. 8, 1962 - Aug. 5, 1963
6	Aug. 6 - Oct. 17, 1999
6	Nov 2, 2012 - Sept 6, 2013
5	Sept. 28, 1963-Aug. 28, 1964
5	Oct. 17, 1964 - Aug. 23, 1965
5	Sept. 19, 1966 - Aug. 2, 1967

MOST CONSECUTIVE HOME LOSSES SEASON

9	Jun. 18 - Oct. 21, 2022 (All)
7	Aug. 7 - Nov 5, 2021 (All)
6	Aug. 6 - Oct. 17, 1999
5	Sept. 8 - Oct. 20, 1962
5	Jun 30, 2013 - Sept 6, 2013
4	Sept. 19 - Oct. 29, 1966
4	Aug. 4 - Sept. 6, 1969
4	Aug. 11 - Sept. 18, 1971

MOST CONSECUTIVE AWAY LOSSES

10	Aug. 12, 1963-Sept. 11, 1964
7	Oct. 28, 1970-Sept. 26, 1971
7	Nov. 6, 2005-Sept. 16, 2006
7	Aug 9, 2018-Jun 27, 2019
5	Sept. 25, 1983-July 22, 1984
5	July 17-Sept 19, 2010
5	Sept. 3-Oct. 28, 2012

MOST CONSECUTIVE AWAY LOSSES SEASON

8	Aug. 12 - Nov. 2, 1963
6	July 27 - Sept. 26, 1971
6	June 17 - Sept. 16, 2006
6	Aug 9, 2018 - Oct 19, 2018
5	July 17 - Sept 19, 2010
5	Sept. 3 - Oct. 28, 2012
4	July 31 - Sept. 7, 1970
4	Aug. 14 - Sept. 28, 1997
4	Jul. 20 - Sept. 2, 2013

MOST CONSECUTIVE LOSSES TO START SEASON

5	July 30 - Aug. 23, 1965
4	Aug. 7 - 28, 1964
4	July 4 - 24, 2010
3	Jun. 19 - Jul. 2, 2004
3	Jun. 11 - Jun. 25, 2022
2	Aug. 21 - 23, 1954
2	Aug. 5 - 12, 1963
2	July 29 - Aug. 2, 1966
2	Aug. 2 - 9, 1967
2	July 27 - 29, 1971
2	July 5 - 14, 2000
2	Aug. 7 - Aug 14, 2021

TOUCHDOWNS**MOST TOUCHDOWNS SEASON**

77	1991
70	1990
70	1989
70	1987
65	1981
65	2003
63	1957
63	1992
63	1995
58	1986

MOST TOUCHDOWNS GAME

9	Wpg at Edm Sept. 15, 1995
8	BC at Edm Oct. 22, 1956
8	Sask at Edm Aug. 24, 1959
8	Mtl at Edm Sept. 26, 1981
8	Tor at Edm Oct. 24, 1981
8	Ott at Edm Aug. 27, 1995

CONVERTS**MOST CONVERTS SEASON**

75	1991
70	1989
69	1987
65	1990
63	2003
62	1981
61	1995
60	1992
57	2004
55	1980
55	1986

MOST CONVERTS GAME

9	Wpg at Edm Sept. 15, 1995
8	Mtl at Edm Sept. 26, 1981
8	Tor at Edm Oct. 24, 1981
8	Ott at Edm Aug. 27, 1995

FIELD GOALS**MOST FIELD GOALS SEASON**

50	1977
47	1994
47	2019
45	1989
45	1999
45	2001
45	2015
45	2016
44	1995
44	1996

MOST FIELD GOALS GAME

7	Edm at Wpg Jun. 27, 2019
7	Wpg at Edm Aug. 23, 2019
6	Sask at Edm Oct. 22, 1972
6	BC at Edm July 13, 1989
6	Edm at BC Oct. 29, 1993
6	BC at Edm Nov. 5, 1995
6	Edm at BC Oct. 12, 1996
6	Mtl at Edm July 17, 1997
6	BC at Edm Oct. 17, 2015

SINGLES**MOST SINGLES SEASON**

33	1986 (CFL)
31	1983
27	1990
26	1980
23	1997
23	2007
22	1978
22	2011
21	1981
21	1984
21	2000

MOST SINGLES GAME

5	Sask at Edm Aug. 30, 1981
4	Edm at Tor Aug. 9, 1995
4	Edm at Wpg Oct. 12, 1997
4	BC at Edm Oct. 19, 1997
4	Sask at Edm Sept. 21, 2002
4	Cgy at Edm July 3, 2008

SAFETIES**MOST SAFETIES SEASON**

7	2007
6	2000
6	2005
6	2006
6	2009
6	2013
6	2016

MOST SAFETIES GAME

4	Edm at Sask Aug. 18, 2000
2	Cgy at Edm Aug. 27, 1966
2	Edm at Wpg Oct. 16, 1966
2	Wpg at Edm Aug. 6, 1973
2	BC at Edm Aug. 12, 1983
2	Edm at Cgy z July 22, 1999
2	Edm at BC July 7, 2001
2	Tor at Edm, Sept. 25, 2004
2	Ott at Edm, June 24, 2005
2	Tor at Edm, Oct. 14, 2006
2	Edm at Mtl Sept 23, 2007
2	Edm at Sask Oct.25, 2008

FIRST DOWNS**MOST FIRST DOWNS SEASON**

482	1991
478	1989

455	1990
448	2016
438	2017
417	1992
415	2018
403	1957
397	2005
396	1986

MOST FIRST DOWNS GAME

44	Ham at Edm Sept. 11, 1983
40	Sask at Edm July 31, 1991
40	Ott at Edm Aug. 29, 2004
39	Edm at Ott Aug. 17, 1989
38	Sask at Edm Oct. 28, 2000
37	Tor at Edm Aug. 21, 1991
36	Edm at Cgy Sept. 2, 1991
35	LV at Edm Nov. 5, 1994
35	Mtl at Edm June 14, 2019

MOST FIRST DOWNS RUSHING SEASON

272	1957 CFL
215	1991
214	1958
212	1955
210	1989
205	1956
193	1990

MOST FIRST DOWNS RUSHING GAME

24	BC at Edm Oct. 22, 1956
20	Sask at Edm July 31, 1991
20	Edm at BC Oct. 16, 2010
19	Sask at Edm Oct. 30, 1999

MOST FIRST DOWNS PASSING SEASON

292	1983
256	2016
253	2008
250	2017
249	2005
242	1981
241	1997
238	1989
236	2007
232	1991



MOST FIRST DOWNS PASSING GAME

30	Ham at Edm Sept. 11, 1983
29	Wpg at Edm, Aug. 7, 1997
27	Mtl at Edm Oct. 15, 1983
26	Sask at Edm Aug. 5, 1983
25	Edm at Ham Sept. 19, 1982
23	Edm at BC Oct. 16, 1982
22	Edm at Wpg Oct. 23, 1982
22	Sask at Edm Oct. 26, 2007
21	Wpg at Edm Oct. 2, 1992
21	Ham at Edm July 9, 1994
21	Wpg at Edm June 28, 2007
21	Edm at BC Aug. 8, 2008
21	Edm at Tor July 17, 2013
21	Ham at Edm Aug. 21, 2015

MOST FIRST DOWNS PENALTIES SEASON

50	2015
49	2016
41	1992
41	2017
39	2004
39	2010
38	1997
38	2014
37	1986
36	1972

MOST FIRST DOWNS PENALTIES GAME

8	Edm at Cgy Sept. 2, 1991
8	Edm at Ott Aug. 6, 2016
7	Ott at Edm Aug. 6, 1992
6	Sask at Edm Sept. 12, 1976
6	Sask at Edm Aug. 28, 1991
6	Sask at Edm Nov. 1, 1992
6	BC at Edm Aug. 4, 1993
6	BC at Edm Sept. 30, 1994

6	Cgy at Edm Sept. 5, 1997
6	Edm at Mtl Aug. 2, 2002
6	Mtl at Edm Oct. 11, 2004
6	Mtl at Edm July 11, 2010
6	Wpg at Edm Oct. 30, 2010
6	Ott at Edm July 9, 2015
6	Ham at Edm Aug. 21, 2015
6	Edm at Wpg Sept. 30, 2016

TOTAL YARDS

MOST YARDS SEASON

8015	1991
7951	1989
7707	1990
7536	2016
7323	2017
7279	1987
7219	2008
7182	2018
7075	1957
7035	1983

MOST YARDS GAME

698	Ham at Edm Sept. 11, 1983
647	Mtl at Edm Oct. 15, 1983
644	Wpg at Edm Aug. 7, 1997
634	Sask at Edm Aug. 24, 1959
633	Edm at Sac Oct. 2, 1993
628	Sask at Edm Nov. 5, 1989
607	Mtl at Edm June 14, 2019
604	Cgy at Edm Oct. 12, 1957
595	Ott at Edm Sept. 21, 1990
593	Ott at Edm Aug. 27, 1995

RUSHING

MOST RUSHES SEASON

738	1958 CFL
722	1957
655	1955
618	1959
612	1956

MOST RUSHES GAME

67	Edm at Wpg Aug. 25, 1951 CFL
59	Wpg at Edm Nov. 23, 1957

MOST YARDS SEASON

4345	1957 CFL
3722	1958
3482	1956
3392	1955
3364	1989
3335	1991

MOST YARDS GAME

441	Edm at Cgy Sept. 15, 1951 CFL
-----	----------------------------------

MOST TOUCHDOWNS SEASON

46	1957 CFL
35	1951
32	1989
30	1956
29	1958
28	1954
28	1991

MOST TOUCHDOWNS GAME

6	BC at Edm Oct. 22, 1956
5	Sask at Edm Aug. 24, 1959
5	Tor at Edm July 1, 1995
5	Ott at Edm, Aug. 29, 2004

PASSING

MOST PASSES SEASON

718	2005
701	1995
691	1983
676	2015
673	2017
670	1994
666	2007
665	1996
663	1990
662	2016

MOST PASSES GAME

62	Edm at Sask July 7, 1995
56	Tor at Edm Aug. 20, 2005
56	Ham at Edm Aug. 21, 2015
54	Edm at Tor Oct. 23, 1994

54	Edm at Wpg, June 27, 2019
53	Edm at Cgy Sept. 4, 2017
52	Mtl at Edm Oct. 15, 1983
52	Edm at Cgy Sept. 2, 1991
52	Balt at Edm Aug. 2, 1995
52	Wpg at Edm, Aug. 7, 1997

MOST COMPLETIONS SEASON

482	2005
470	2016
460	2017
459	2019
450	2008
440	2007
429	2015
423	2006
422	2018
419	2009

MOST COMPLETIONS GAME

40	Tor at Edm Aug. 20, 2005
38	Cgy at Edm Sept. 9, 2017
36	Ham at Edm Sept. 11, 1983
36	Wpg at Edm, Aug. 7, 1997
36	Edm at Wpg, Sept. 26, 2008
35	Cgy at Edm, Sept. 9, 2005
35	Mtl at Edm, Oct. 31, 2008
35	Cgy at Edm, Sept. 10, 2016
35	Edm at Wpg, June 27, 2019
34	Sask at Edm Oct. 26, 2007
34	Ham at Edm, Aug. 21, 2015
34	Edm at Cgy Sept. 4, 2017

MOST YARDS SEASON

6031	2008
5972	2017
5922	2016
5887	1983
5776	1987
5606	2018
5585	2005
5560	2004
5479	1995
5387	1997

MOST YARDS GAME

595	Wpg at Edm, Aug. 7, 1997
555	Mtl at Edm Oct. 15, 1983
544	Ham at Edm Sept. 11, 1983
540	Wpg at Edm, July 30, 2004
526	Wpg at Edm Oct. 2, 1992
503	Edm at Cgy Sept. 2, 1950
497	BC at Edm, June 26, 2004
482	Edm at Sac Oct. 2, 1993
475	Mtl at Edm, Oct. 31, 2008
469	Edm at Wpg June 30, 2005

MOST TOUCHDOWNS SEASON

47	2005
43	1990
42	1991
41	1992
39	1987
37	1979
37	1989
37	2003
36	1995
34	2000

MOST TOUCHDOWNS GAME

6	Sask at Edm Nov. 5, 1989
6	Wpg at Edm July 21, 2000
5	Sask at Edm July 17, 1979
5	Mtl at Edm Oct. 15, 1983
5	Edm at Sask Aug. 7, 1990
5	Sask at Edm July 31, 1991
5	Tor at Edm Aug. 21, 1991
5	Edm at Tor Oct. 21, 2000
5	Ham at Edm July 30, 2005
5	Wpg at Edm, June 28, 2007
5	Mtl at Edm Sept. 14, 2007

INTERCEPTIONS BY ELKS MOST INTERCEPTIONS SEASON

38	1954
37	1989

36	1959
36	1990
35	1971
35	1995
34	1955
34	1958
34	1993

MOST INTERCEPTIONS GAME

7	Cgy at Edm Oct. 4, 1954
7	Van at Edm Oct. 25, 1958
6	Edm at Van Aug. 27, 1956
6	Wpg at Edm Oct. 27, 1968
6	Ham at Edm Sept. 26, 1970
6	Ham at Edm Sept. 7, 1980
6	Edm at Cgy Oct. 16, 1988
6	Cgy at Edm Aug. 14, 1990
6	Edm at Cgy Sept. 7, 1992
6	Edm at Tor (in Moncton), Sept. 26, 2010

MOST RETURN YARDS SEASON

517	1986
506	1967
503	1980
503	1990
497	1995
496	1997
493	2008
491	1988
485	2000
482	1978

MOST RETURN YARDS GAME

247	Edm at Tor (in Moncton), Sept. 26, 2010
162	Edm at Tor Oct. 21, 2000
158	Ham at Edm, Sept. 13, 2008
145	Edm at Birm Oct. 19, 1995
135	Mtl at Edm Sept. 14, 2007
133	Edm at BC July 20, 2012
127	Edm at Cgy Oct. 28, 1967
123	Ham at Edm Sept. 7, 1980
113	Edm at Ham Sept. 19, 2015
110	Edm at BC Sept. 19, 1986

MOST RETURN TOUCHDOWNS SEASON

6	1978 CFL
6	1988 CFL
5	1967
5	1980



5	2002
5	2004
4	2010
4	2015

MOST RETURN TOUCHDOWNS GAME

3	Edm at Reg July 26, 1978
2	Ham at Edm Sept. 7, 1980
2	Tor at Edm July 13, 2002
2	Edm at Cgy Sept. 2, 2002
2	Ham at Edm, Sept. 13, 2008
2	Tor at Edm Aug. 28, 2014
2	Edm at Ham Sept. 19, 2015

INTERCEPTIONS BY OPPOSITION

MOST INTERCEPTIONS SEASON

42	1970
41	1989
37	1963
36	1971
35	1987
31	1988
30	1990
30	1996
29	1972
29	1997

MOST INTERCEPTIONS GAME

7	Wpg at Edm Sept. 9, 1950
7	Sask at Edm Sept. 18, 1972
7	Edm at Sask Oct. 18, 1987
6	Sask at Edm Sept. 7, 1963
6	Edm at Ott Sept. 27, 1969
6	Edm at Reg July 31, 1970
6	BC at Edm Aug. 12, 1983
6	Edm at Ham Aug. 12, 1988
6	BC at Edm July 10, 1997
6	Edm at Cgy July 5, 2000

MOST RETURN YARDS SEASON

587	1984
531	1976
521	1970

500	2005
491	1990
481	1992
478	1971
462	2018
457	2010
438	1996

MOST RETURN YARDS GAME

147	Edm at Wpg Oct. 5, 1980
135	Edm at Cgy July 5, 2000
131	Cgy at Edm Sept. 7, 2001
123	Sask at Edm Sept. 18, 1972
116	Edm at Cgy Nov. 6, 2005
115	Edm at BC Aug. 25, 1988
115	Cgy at Edm Sept. 9, 2005
109	Cgy at Edm Sept. 6, 1969
108	Edm at Ott Sept. 25, 1965
104	BC at Edm Oct. 5, 1963
104	Mtl at Edm Oct. 5, 2013

PUNTING

MOST PUNTS SEASON

170	1968
165	1969
157	1971
157	1996
154	1988
154	1993
148	1970
148	1995
147	1967
147	1998

MOST PUNTS GAME

15	Edm at BC Sept. 19, 1986
15	Edm at Ham Sept. 17, 1993

MOST YARDS SEASON

6950	1978
6795	1968
6718	1988
6597	1979
6594	1996
6560	1980
6523	1986
6483	1971

MOST YARDS GAME

721	Edm at BC Sept. 19, 1986
-----	-----------------------------

PUNT RETURNS

MOST RETURNS SEASON

149	1982
145	1969
145	1988
144	1996
142	1958
142	1959
142	1989
140	1979
138	1957

MOST RETURN YARDS SEASON

1461	1991
1449	1996
1431	1986
1409	1989
1339	1987
1278	1975
1247	1992
1235	1993
1206	1988
1198	1994

MOST RETURN YARDS GAME

269	Cgy at Edm June 27, 1987
246	Cgy at Edm Nov. 7, 1993
232	Ott at Edm July 17, 1991
215	Edm at Wpg Sept. 20, 1996
209	LV at Edm Aug. 25, 1994
205	Edm at Tor Aug. 9, 1995
205	Edm at Ott July 21, 2005
179	Ham at Edm Aug. 23, 1996
178	Wpg at Edm Oct. 26, 1975
177	BC at Edm Oct. 13, 1980

MOST RETURN TOUCHDOWNS SEASON

5	1987
5	1991
5	1994
4	1993
3	1975
3	1986
3	1992
3	1996
3	2005

MOST RETURN TOUCHDOWNS GAME

2	Cgy at Edm June 27, 1987
2	Cgy at Edm Sept. 6, 1991

2	Cgy at Edm , Nov. 7, 1993
2	LV at Edm Aug. 25, 1994
2	Edm at Wpg Sept. 20, 1996

KICKOFFS

MOST KICKOFFS SEASON

120	1990
117	1991
113	1989
107	2009
105	1987
102	1992
98	2003
95	1995
87	1986
87	2017

MOST KICKOFFS GAME

10	Edm at Ott July 26, 1990
10	Sask at Edm Aug. 7, 1990
10	Tor at Edm Aug. 27, 1990
10	Edm at BC Oct. 12, 1991
10	Wpg at Edm Sept. 15, 1995
10	Tor at Edm Aug. 9, 2003

MOST YARDS SEASON

6366	1990
6140	1991
6115	1989
6025	2009
5965	1987
5640	2003
5611	1995
5340	2016
5255	1986
5167	2018

MOST YARDS GAME

588	Edm at BC Oct. 29, 1993
582	Tor at Edm Aug. 9, 2003
578	Wpg at Edm Sept. 15, 1995
570	Ott at Edm Aug. 27, 1995
562	Edm at BC Oct. 12, 1991
545	Edm at Ott July 26, 1990
542	Sask at Edm Aug. 7, 1990

532	Cgy at Edm Sept. 22, 1956
530	Wpg at Edm July 21, 2000
522	Tor at Edm Aug. 27, 1990

KICKOFF RETURNS

MOST RETURNS SEASON

106	1991
104	2009
92	1990
89	1987
88	2010
87	1992
86	2000
85	2004
84	1995
82	1999
82	2008

MOST RETURNS GAME

10	Wpg at Edm Sept. 26, 1993
9	BC at Edm Aug. 12, 1983
9	Edm at Tor Sept. 21, 1991
9	Edm at Wpg July 22, 1992
9	Edm at Cgy Sept. 5, 1994
9	Edm at Cgy Sept. 4, 1995
9	Wpg at Edm July 21, 2000
9	Edm at Mtl July 9, 2009

MOST RETURN TOUCHDOWNS SEASON

2	1999
2	2014

MOST RETURN TOUCHDOWNS GAME

2	Edm at Mtl Oct. 23, 1999
---	-----------------------------

MOST RETURN YARDS SEASON

2118	2009
2044	1976
2028	1991
1886	1999
1800	2000
1734	2004
1727	1964
1724	2010
1712	2008
1711	1987

MOST RETURN YARDS GAME

247	Edm at Mtl Oct. 23, 1999
245	Edm at Wpg Oct. 17, 1976
243	Edm at Cgy Sept. 28, 1975
241	BC at Edm Aug. 12, 1983
239	Cgy at Edm Oct. 31, 1976
232	Edm at Wpg Aug. 13, 1993
232	Ham at Edm Aug. 27, 1999
229	Wpg at Edm July 21, 2000
228	Tor at Edm Aug. 1, 1986

FUMBLES

MOST FUMBLES SEASON

47	1952
46	1991
45	1990
43	1958
42	1955
42	1956
41	2004
40	1988

MOST FUMBLES GAME

8	Mtl at Edm Oct. 13, 1969
7	Edm at Wpg Nov. 13, 1950
7	Edm at Cgy Aug. 30, 1952
7	Wpg at Edm Sept. 19, 1955

MOST FUMBLES LOST GAME

6	Edm at Cgy Aug. 24, 1957
6	Mtl at Edm Oct. 13, 1969
5	Cgy at Edm Sept. 20, 1952
5	Edm at Cgy Aug. 24, 1957
5	Edm at Cgy June 24, 1986
5	Edm at BC Sept. 13, 2002
5	Wpg at Edm Oct. 17, 2003
5	Edm at Mtl, Sept. 21, 2009

**MOST FUMBLES LOST SEASON**

34	1991
31	1958
31	1990
30	1956
29	2002
28	1952
26	1955
26	1986
26	1988

QUARTERBACK SACKS**MOST QUARTERBACK SACKS
GAME**

13	Edm at Toronto, Aug. 18, 1993 (CFL)
10	Edm at Ham Oct. 7, 1984
10	Sask at Edm Aug. 7, 1990
9	Sask at Edm July 31, 1997
9	Edm at BC Aug. 18, 2006

FUMBLE RETURNS**MOST OPPOSITION FUMBLES
SEASON**

45	1995
37	1990
37	1992
36	1989
35	1988
33	1977
32	1984
31	1987
31	1993

**MOST OPPOSITION FUMBLES
GAME**

7	BC at Edm Sept. 19, 1960
7	BC at Edm Oct. 16, 1992
6	Edm at Cgy Sept. 24, 1955
6	Edm at Cgy Sept. 7, 1959
6	Edm at Cgy Sept. 4, 1989
6	Edm at Ott July 26, 1990
6	Ham at Edm Sept. 25, 1992

**MOST FUMBLES RECOVERED
GAME**

6	Edm at Cgy Sept. 4, 1989
5	(Many occasions. First in 1952. Last in 1992 vs. BC.)

**MOST FUMBLES RECOVERED
SEASON**

32	1995
29	1956
28	1989
27	1952
25	1955
25	1990
25	1993
23	1958
23	1979

MOST RETURN YARDS SEASON

381	1991
238	1977
230	2014
209	1999
205	1995
180	1960
176	1972
176	1987
166	1952

MOST RETURN YARDS GAME

106	Ham at Edm Aug. 21, 2015
95	Tor at Edm Sept. 12, 1987
95	Cgy at Edm, Sept. 10, 2004
92	Tor at Edm Sept. 26, 1999
85	Edm at Sask Sept. 29, 2001
79	Wpg at Edm Oct. 13, 2014
74	Sask at Edm Aug. 2, 1977
72	Cgy at Edm Sept. 8, 1995
71	Edm at Cgy Oct. 30, 1977
66	Ott at Edm Aug. 23, 1987

**MOST RETURN TOUCHDOWNS
SEASON**

4	1960
4	2014
3	1993
3	1999
3	2012

**MOST RETURN TOUCHDOWNS
GAME**

2	Cgy at Edm, Sept. 10, 2004
2	Cgy at Edm, Sept. 8, 2006

BLOCKED KICKS

MOST BLOCKED KICKS SEASON	
8	1986 (CFL)
6	1967

MOST BLOCKED KICKS GAME

2	Cgy at Edm Oct. 19, 1986
---	-----------------------------

PENALTIES

MOST PENALTIES SEASON	
220	2004
209	1992
205	2014
204	2003
202	1993
202	1999
202	2005
199	2002
198	1991
197	2019

MOST PENALTIES GAME

23	Sask at Edm July 15, 1992 CFL
23	BC at Edm July 7, 2006
22	Mtl at Edm June 21, 2003
22	Edm at Tor (in Ft. McMurray) June 27, 2015
21	Edm at Mtl Aug. 2, 2002
21	Edm at Ham Oct. 1, 2004
21	Edm at Cgy, Sept. 6, 2010
20	Edm at Sask Aug. 19, 1990
20	BC at Edm Oct. 1, 2000
20	Edm at Cgy Sept. 1, 2003
20	Edm at BC July 9, 2004
20	Cgy at Edm, Sept. 8, 2006

MOST PENALTY YARDS SEASON

1881	1992
1824	2003
1806	2014
1761	2005
1754	2004
1738	1991
1700	2013
1697	1989
1677	2019
1651	2010

MOST PENALTY YARDS GAME

227	BC at Edm July 7, 2006
224	Edm at Tor, Oct. 4, 2014
212	Wpg at Edm Oct. 2, 1992
205	Edm at Cgy Sept. 1, 2003
204	Mtl at Edm, July 11, 2010
197	Edm at Sask July 12, 1991
196	BC at Edm Oct. 1, 2000
191	Edm at Mtl July 26, 2018
190	Ham at Edm Oct. 29, 2021
186	Wpg at Edm, July 20, 2006
184	Edm at Tor Aug. 8, 2004

ATTENDANCE

HIGHEST ATTENDANCE SEASON

463,188	1982
399,899	1983
377,398	2005
371,054	2003
360,880	1986
359,103	1981
351,284	2004
344,496	1980
343,447	2002
340,860	2006

HIGHEST ATTENDANCE GAME

62,517	vs Sask, Sept. 26, 2009
62,444	vs Cgy, Sept. 5, 2003
61,481	vs Cgy, Sept. 6, 2002
59,979	vs BC, Oct. 10, 1982
59,836	vs Cgy, Sept. 26, 1982
59,723	vs Sask, Aug. 29, 1982
59,104	vs Ham, Oct. 30, 1982
57,843	vs Cgy, Sept. 6, 1991
57,596	vs Wpg, Aug. 1, 1982
57,444	vs Cgy, Sept. 7, 1990



CFL REGULAR SEASON RECORDS HELD OR SHARED BY ELKS TEAMS

Most Consecutive Seasons, Above 0.500	14	1984 to 1997
Most Consecutive Seasons, 0.500 or better	27	1972 to 1998
Most Consecutive Seasons, 10+ wins	13	1985 to 1997
Most Wins, Season	16	1989
Most Home Wins, Season	10	1989*
Most Home Losses, Season	9	2022
Most Points Scored, One Quarter	38	vs Mtl (2nd) Sept 26, 1981*
Most Points Scored, One Half, Both Teams	67	Edm 34 vs Wpg 33 (2nd) July 21, 2000
Most Points Scored, Losing Team	52	Edm 52 at Sask 54 OT Oct 28, 2000
Most Shutouts, Season	3	1955 & 1957*
Largest Comeback, to 2nd Qtr	27	Was 2-29, Edm 37 at Cgy 36 Sept 28, 1975*
Most Touchdowns, Rushing, Season	46	1957
Most Touchdowns, Punt Returns, Season	5	1987, 1991 & 1994*
Most 1-Pt Converts Made, Game	9	vs Wpg Sept 15, 1995*
Most Singles, Season	33	1986*
Most Safety Touches Allowed, Season	14	2010
Most Yards Net Offence, Game, Both Teams	1248	BC 724 vs Edm 524 Oct. 12, 1991
Most First Downs by Pass, Game	30	Edm vs Ham Sept. 11, 1983
Most First Downs by Rush, Season	272	1995
Most Rushing Attempts, Season	738	1958
Most Rushing Attempts, Game	67	at Wpg Aug. 25, 1951
Most Yards, Rushing, Season	4345	1957
Highest Avg. Rushing per Game, Season	271.6	1957
Fewest Yards Net Off. Allowed, Season (18 gms)	4589	1989
Fewest Touchdowns Allowed, Season (18 gms)	28	1981
Most Blocked Kicks, Season	8	1986
Most Punt Return Yards, Game	269	vs Cgy Jun. 27, 1987
Highest Kick Return Avg., Season	28.1	1973
Most Unsuccessful FG Returns, Season (since 1986)	13	1998*
Highest Turnover Ratio (since 1967)	+41	1981
Most QB Sacks Made, Game	13	at Tor Aug. 18, 1993

*Shared with other CFL teams

CFL REGULAR SEASON RECORDS HELD OR SHARED BY PLAYERS

Most Touchdowns, Punt Returns, Career	26 - Henry Williams - 1986 to 2000
Most Touchdowns, Punt Returns, Season	5 - Henry Williams - 1991*
Most Touchdowns, Punt Returns, Game	2 - Henry Williams - 3 times*
Most Touchdowns, Kickoff Returns, Season	2 - Billy Vessels - 1953, Eric Blount - 1998, Kendial Lawrence - 2014*
Most Touchdowns, Kick Returns, Career	31 - Henry Williams - 1986 to 2000
Most 1-Pt Converts Made, Game	9 - Sean Fleaming - vs Wpg Sept 15, 1995*
Most 2-Pt Converts Made, Game	2 - Tyrone Walls - 1975
Most singles, Season	33 - Tom Dixon - 1986
Most Rushing Yards, Career	16,425 - Mike Pringle - 1992 to 2004**
Most Rushing Yards, First Year Player	1448, John Avery 2002
Most Rushing Yards QB, Career	11,920 - Damon Allen - 1985 to 2007**
Most Rushing Yards QB, Season	1096 - Tracy Ham - 1990
Most Rushing Yards QB, Game	180 - Nealon Greene - vs Sask July 16, 1999
Most Receptions, First Year Player	89 - Derel Walker - 2015
Most 1000-Yard Seasons, Receiving Yards, Career	11 - Terry Vaughn - 1991-2006**
Most 1000-Yard Seasons, Receiving Yards, Consecutive	11 - Terry Vaughn - 1995-2005**
Most 200-Yard Receiving Yard Games, Career	6 - Brian Kelly - 1979-1987
Most Yards from Scimmage, Career	20,255 - Mike Pringle - 1992 to 2004**
Most Passing Completions, Season	479 - Ricky Ray - 2005
Most Consecutive Pass Completions, Game	22 - Jason Maas - vs Wpg Oct 4, 2008
Most Punt Returns, Career	1003 - Henry Williams - 1986 to 2000
Most Punt Return Yards, Career	11,257 - Henry Williams - 1986 to 2000
Most Punt Return Yards, Season	1440 - Henry Williams - 1991
Most Punt Return Yards, Game	232 - Henry Williams - vs Ott July 17, 1991
Longest Punt Return	116 - Larry Highbaugh - vs Wpg Oct 26, 1975
Highest Punt Return Average, Season (min 30)	16.8 - Larry Highbaugh - 1975
Most Kickoff Returns, Career	335 - Henry Williams - 1986 to 2000
Most Kickoff Return Yards, Career	7354 - Henry Williams - 1986 to 2000
Highest Kickoff Return Average, Career (min 100)	35.2 - Larry Highbaugh - 1971 to 1983**
Highest Kickoff Return Average, Season (min 20)	40.1 - Larry Highbaugh - 1976
Most Interception Return TD's, Season	5 - Malcolm Frank - 2004
Most Total Kick Reurn Yards, Career	20,227 - Henry Williams - 1986-2000
Most Fumble Returns, Career	39 - Willie Pless - 1986 to 1998**
Most Fumble Returns, Season	8 - Willie Pless - 1992*
Most Defensive Tackles, Career	1207 - Willie Pless - 1986 to 1998**
Most Blocked Kicks, Season	5 - James Zachery - 1986

*Shared with other CFL players

**Career totals include other CFL teams



SEASON STANDINGS 2022-1911

CANADIAN FOOTBALL LEAGUE

Year	W	L	T	OTL	Pts	For	Agt	Pos	Head Coach	Comments
2022	4	14	0		8	354	599	5th	Chrs Jones	
2021	3	11	0		6	246	378	5th	Jamie Elizondo	
2020	NO SEASON DUE TO COVID-19 PANDEMIC									
2019	8	10	0		16	406	400	4th	Jason Maas	Lost playoffs
2018	9	9	0		15	482	471	5th	Jason Maas	
2017	12	6	0		24	510	495	3rd	Jason Maas	Lost playoffs
2016	10	8	0		20	549	496	4th	Jason Maas	Lost playoffs
2015	14	4	0		28	466	341	1st	Chris Jones	Won Grey Cup 14
2014	12	6	0		24	492	340	2nd	Chris Jones	Lost playoffs
2013	4	14	0		8	421	519	4th	Kavis Reed	
2012	7	11	0		14	422	450	4th	Kavis Reed	Lost playoffs
2011	11	7	0		22	427	401	2nd	Kavis Reed	Lost playoffs
2010	7	11	0		14	382	545	4th	Ritchie Hall	
2009	9	9	0		18	469	502	3rd	Ritchie Hall	Lost playoffs
2008	10	8	0		20	512	526	4th	Danny Maciocia	Lost playoffs
2007	5	12	1		11	400	509	4th	Danny Maciocia	
2006	7	11	0		14	399	468	4th	Danny Maciocia	
2005	11	7	0		22	453	421	3rd	Danny Maciocia	Won Grey Cup 13
2004	9	9	0		18	532	472	2nd	Tom Higgins	Lost playoffs
2003	13	5	0		26	569	414	1st	Tom Higgins	Won Grey Cup 12
2002	13	5	0	0	26	516	450	1st	Tom Higgins	Lost Grey Cup
2001	9	9	0	1	19	439	463	1st	Tom Higgins	Lost playoffs
2000	10	8	0	1	21	527	520	2nd	Don Matthews	Lost playoffs
1999	6	12	0		12	459	502	3rd	Don Matthews	Lost playoffs
1998	9	9	0		18	396	450	2nd	Kay Stephenson	Lost playoffs
1997	12	6	0		24	479	400	1st	Ron Lancaster	Lost playoffs
1996	11	7	0		22	459	354	2nd	Ron Lancaster	Lost Grey Cup
1995	13	5	0		26	599	359	2nd	Ron Lancaster	Lost playoffs
1994	13	5	0		26	518	401	2nd	Ron Lancaster	Lost playoffs
1993	12	6	0		24	507	372	2nd	Ron Lancaster	Won Grey Cup 11
1992	10	8	0		20	552	515	2nd	Ron Lancaster	Lost playoffs
1991	12	6	0		24	671	569	1st	Ron Lancaster	Lost playoffs
1990	10	8	0		20	612	510	2nd	Joe Faragalli	Lost Grey Cup
1989	16	2	0		32	644	302	1st	Joe Faragalli	Lost playoffs
1988	11	7	0		22	477	408	1st	Joe Faragalli	Lost playoffs
1987	11	7	0		22	617	462	2nd	Jack Parker (2) - Joe Faragalli (16)	Won Grey Cup 10
1986	13	4	1		27	540	365	1st	Jack Parker	Lost Grey Cup
1985	10	6	0		20	432	373	3rd	Jack Parker	Lost playoffs
1984	9	7	0		18	464	443	3rd	Jack Parker	Lost playoffs
1983	8	8	0		16	450	377	3rd	Pete Kettela (8) -- Jack Parker (8)	Lost playoffs
1982	11	5	0		22	544	323	1st	Hugh Campbell	Won Grey Cup 9
1981	14	1	1		29	576	277	1st	Hugh Campbell	Won Grey Cup 8
1980	13	3	0		26	505	281	1st	Hugh Campbell	Won Grey Cup 7
1979	12	2	2		26	495	219	1st	Hugh Campbell	Won Grey Cup 6
1978	10	4	2		22	452	301	1st	Hugh Campbell	Won Grey Cup 5
1977	10	6	0		20	412	320	1st	Hugh Campbell	Lost Grey Cup
1976	9	6	1		19	311	367	2nd	Ray Jauch	Lost playoffs
1975	12	4	0		24	432	370	1st	Ray Jauch	Won Grey Cup 4
1974	10	5	1		21	345	247	1st	Ray Jauch	Lost Grey Cup
1973	9	5	2		20	329	284	1st	Ray Jauch	Lost Grey Cup
1972	10	6	0		20	380	368	2nd	Ray Jauch	Lost playoffs
1971	6	10	0		12	237	305	5th	Ray Jauch	
1970	9	7	0		18	282	287	2nd	Ray Jauch	Lost playoffs
1969	5	11	0		10	241	246	4th	Neill Armstrong	
1968	8	7	1		17	228	288	3rd	Neill Armstrong	Lost playoffs
1967	9	6	1		19	266	246	3rd	Neill Armstrong	Lost playoffs
1966	6	9	1		13	251	328	3rd	Neill Armstrong	Lost playoffs
1965	5	11	0		10	257	400	5th	Neill Armstrong	

1964	4	12	0	8	222	458	4th	Neill Armstrong	
1963	2	14	0	4	220	425	5th	Eagle Keys	
1962	6	9	1	13	310	346	5th	Eagle Keys	
1961	10	5	1	21	334	257	2nd	Eagle Keys	Lost playoffs

WESTERN INTERPROVINCIAL FOOTBALL UNION

Year	W	L	T	OTL	Pts	For	Agt	Pos	Head Coach	Comments
1960	10	6	0		20	318	225	2nd	Eagle Keys	Lost Grey Cup
1959	10	6	0		20	370	221	2nd	Eagle Keys	Lost playoffs
1958	9	6	1		19	312	292	2nd	Sam Lyle	Lost playoffs
1957	14	2	0		28	475	142	1st	Frank Ivy	Lost playoffs
1956	11	5	0		22	358	235	1st	Frank Ivy	Won Grey Cup 3
1955	14	2	0		28	286	117	1st	Frank Ivy	Won Grey Cup 2
1954	11	5	0		22	255	163	1st	Frank Ivy	Won Grey Cup 1
1953	12	4	0		24	276	157	1st	Darrell Royal	Lost playoffs
1952	9	6	1		19	291	280	2nd	Frank Filchok	Lost Grey Cup
1951	8	6	0		16	306	262	2nd	Annis Stukus	Lost playoffs
1950	7	7	0		14	201	197	3rd	Annis Stukus	Lost playoffs
1949	4	10	0		8	93	235	3rd	Annis Stukus	
1946-1948	NO SENIOR TEAM									
1940-1945	NO TEAM DUE TO WORLD WAR II									
1939	3	8	0		6	80	147	4th	Bob Fritz	
1938	0	8	0		0	29	117	4th	Bob Fritz	
1936-1937	NO SENIOR TEAM									

WESTERN CANADA RUGBY FOOTBALL UNION

Year	W	L	T	OTL	Pts	For	Agt	Pos	Head Coach	Comments
1933-1935	NO SENIOR TEAM									
1932	1	3	0		2	6	19	2nd	Cliff Shuttleworth	
1931	1	3	0		2	20	24		Cliff Shuttleworth	Lost series to Calgary
1930	2	3	0		4	48	55	2nd	Deacon White	Lost series to Calgary
1929	0	5	0		0	26	120	3rd	Arnold Wark	
1928	3	1	0		6	31	26	1st	Arnold Wark	No Playoffs
1925-27	NO SENIOR TEAM									
1924	2	2	0		4	24	27		Deacon White	Lost series to Calgary
1923	2	0	0		4	30	9	1st	Deacon White	Lost Playoffs
1922	SENIOR TEAM Provincial Winners									
1921	3	0	0		6	148	5	1st	Deacon White	Lost Grey Cup
1920	2	0	0		4	54	4	2nd	Deacon White	Lost Playoffs
1919	0	2	0		0	8	17	4th	Deacon White	
1914-1918	NO TEAM DUE TO WORLD WAR I									
1913	3	1	0		6	74	28	1st	Deacon White	Lost Playoffs
1912	3	1	0		6	54	20	2nd	Deacon White	
1911	3	0	1		7	62	27	1st	Deacon White	Lost Playoffs



PLAYOFF RECORDS

SINCE 1949 (GREY CUP GAMES NOT INCLUDED) *CFL RECORDS

TEAM

Most Playoff Years Played	59	
Most Playoff Games Played	107	
*Most Consecutive Years in Playoffs	34	1972-2005
*Most Consecutive Playoff Games	16	1950-1953
*All-Time Most Wins	60	
*Most Undefeated Seasons	19	
*All-Time Most Points	2399	
*Most Points Scored, One Game	68	vs. Wpg -- Nov. 10, 1996
*Most Touchdowns, One Game	9	vs. Wpg -- Nov. 10, 1996
Most Field Goals, One Game	6	3 Times
Most Touchdowns Rushing, One Game	3	4 Times
Most Touchdowns Passing, One Game	5	vs. Wpg -- Nov. 10, 1996
Most First Downs, One Game	34	at Cal -- Nov. 5, 1960
Most First Downs Rushing, One Game	22	vs. Sask -- Nov. 8, 1958
Most First Downs Passing, One Game	21	vs. Sask -- Nov. 9, 1997
Most Yards Total Offence, One Game	588	at Cal -- Nov. 18, 1990
Most Yards Rushing, One Game	412	vs. Sask -- Nov. 3, 1951
Most Yards Passing, One Game	441	at Cal Nov. 18, 1990
Most Times Rushed, One Game	59	vs. Wpg -- Nov. 23, 1957
Most Pass Attempts, One Game	52	vs. Cgy -- Nov. 18, 2001
Most Pass Completions, One Game	34	vs. Sask -- Nov. 7, 2004
Most Interceptions, One Game	5	vs. B.C. -- Nov. 4, 1959
	5	vs. Sask -- Nov. 16, 2014
Most Kickoff Return Yards, One Game	211	at Cal -- Nov. 15, 2009
Most Punt Return Yards, One Game	165	vs. Wpg -- Nov. 10, 1996
Most Quarterback Sacks, One Game	7	vs. Wpg -- Nov. 10, 1996
	7	vs. Sask -- Nov. 16, 2014
Most Fumble Returns, One Game	4	at Wpg -- Nov. 10, 1985

INDIVIDUAL

All-Time Most Points	204	Sean Fleming
Most Points, One Year	32	Tom Dixon -- 1986
Most Points, One Game	21	Sean Fleming -- Nov. 13, 2005
Most Touchdowns, One Year	4	Mike King -- 1950
Most Touchdowns, One Game	3	Jackie Parker -- Nov. 17, 1956 Jim Sandusky -- Nov. 10, 1996 John White -- Nov. 13, 2016
*All-Time Most Field Goals	43	Sean Fleming
Most Field Goals, One Year	8	Tom Dixon -- 1986 Sean Fleming -- 2005 Sean Whyte -- 2019
*Most Field Goals, One Game	6	Dave Cutler/Sean Fleming, twice
Longest Field Goal	53	Dave Cutler, twice
All-Time Most Converts	51	Sean Fleming
Most Converts, One Season	14	Wilbur Snyder -- 1952
*Most Converts, One Game	9	Sean Fleming -- Nov. 10, 1996
All-Time Most Carries Rushing	408	Normie Kwong
Most Carries Rushing, One Year	74	Johnny Bright -- 1959
*Most Games Rushing	34	Normie Kwong
Most Years Rushing	10	Normie Kwong/Rollie Miles
Most Touchdowns, Rushing, One Year	4	Mike King -- 1950
Most Touchdowns, Rushing, One Game	3	John White -- Nov. 13, 2016
All-Time Most Yards Rushing	1967	Normie Kwong
Most Yards Rushing, One Game	160	John White -- Nov. 13, 2016
Longest Rushing Play	76	Rod Pantages -- Nov. 8, 1952
Most Carries Rushing, One Game	23	King/Kwong/Bright
All-Time Most Touchdowns Receiving	11	Rollie Miles
Most Touchdowns, Receiving, One Game	3	Jackie Parker -- Nov. 17, 1956/Jim Sandusky -- Nov. 10, 1996
*All-Time Most Yards Receiving	1241	Rollie Miles
*Most Yards Receiving, One Year	589	Rollin Prather -- 1952

*Most Yards Receiving, One Game	270	Rollin Prather -- Oct. 25, 1952
*All-Time Most 100-Yard Receiving Games	4	Rollie Miles/Brian Kelly
Longest Passing Play	98	Doug Allen -- Nov. 23, 1986
*All-Time Most Receptions	70	Rollie Miles
*Most Receptions, One Year	33	Rollin Prather -- 1952
*Most Receptions, One Game	15	Rollin Prather -- Oct. 25, 1952
All-Time Games Catching Passes	23	Rollie Miles
All-Time Most Touchdown Passes	13	Jackie Parker
*Most Touchdown Passes, One Year	8	Claude Arnold -- 1952
Most Touchdown Passes, One Game	4	Don Getty/Damon Allen/Danny McManus
Most Passes Thrown, One Year	120	Claude Arnold -- 1952
Most Passes Thrown, One Game	49	Ricky Ray - Nov. 15, 2008
Most Passes Completed, One Game	36	Trevor Harris -- Nov. 10, 2019
Most Passes Intercepted, One Year	10	Claude Arnold -- 1953
Most Yards Passing, One Year	1074	Claude Arnold -- 1952
Most Yards Passing, One Game	441	Tracy Ham -- Nov. 18, 1990
*All-Time Most Punt Return Yards	777	Henry Williams
Most Punt Return Yards, One Year	220	Tristan Jackson -- 2009
Most Punt Return Yards, One Game	151	Tristan Jackson -- Nov. 15, 2008
*Longest Punt Return	103	Henry Williams -- Nov. 15, 1992
*All-Time Most Punt Returns	93	Rollie Miles
*Most Punt Returns, One Year	29	Leigh McMillan -- 1958
Most Punt Returns, One Game	11	Leigh McMillan -- Nov. 11, 1958
All-Time Most Kickoff Return Yards	782	Rollie Miles
Most Kickoff Return Yards, One Year	197	Eric Blount -- 1995
Most Kickoff Return Yards, One Game	176	Skylar Green -- Nov. 15, 2009
Longest Kickoff Return	95	Cowboy Woodruff -- Nov. 12, 1951
*All-Time Most Kickoff Returns	32	Rollie Miles
Most Kickoff Returns, One Year	9	Kendial Lawrence -- 2014
*Most Kickoff Returns, One Game	7	Eric Blount -- Nov. 12, 1995
All-Time Most Interceptions	9	Oscar Kruger
Most Interceptions, One Year	6	Oscar Kruger -- 1959
Most Interceptions, One Game	3	Oscar Kruger -- Nov. 4, 1959
Most Interception Return Yards, One Year	115	Josh Johnson -- Nov. 10, 2019
Most Interception Return Yards, One Game	103	Glenn Rogers -- 1996
Longest Interception Return	65	Glenn Rogers -- Nov. 10, 1996
All-Time Most Defensive Tackles	57	Larry Wruck
Most Defensive Tackles, One Year	15	Dan Bass -- 1990
Most Defensive Tackles, One Game	11	Dan Bass/Willie Pless/Darian Hagan
Most Quarterback Sacks, One Game	3	Stewart Hill -- Nov. 22, 1987/Malvin Hunter -- Nov.10, 1996
Most Fumble Returns, One Game	2	Frank Anderson -- Nov. 8, 1952
Longest Fumble Return	77	Damaso Munoz -- Nov. 13, 2011
Most Punting Yards, One Game	521	Rod Pantages -- Oct. 22, 1952
Longest Punt	83	Paul Hickie -- Nov. 13, 1983
Longest Missed Field Goal Return	59	Henry Williams -- Nov. 22, 1987
Longest Kickoff	99	Dave Cutler -- Nov. 14, 1976



GREY CUP RECORDS

SINCE 1949

*CFL RECORDS

TEAM

All-Time Most Points	551	
Most Points, One Game	50	vs. Mtl -- Nov. 24, 1956
Most Points, First Quarter	17	vs. Wpg -- Nov. 28, 1993
Most Points, Second Quarter	17	vs. Tor -- Nov. 28, 1982
	17	vs. Mtl -- Nov. 16, 2003
Most Points, Third Quarter	18	vs. Mtl -- Nov. 24, 1956
Most Points, Fourth Quarter	17	vs. Tor -- Nov. 29, 1987
All-Time Most Touchdowns	64	
Most Touchdowns, One Game	7	vs. Mtl -- Nov. 24, 1956
All-Time Most Converts	53	
Most Converts, One Game	6	vs. Ham -- Nov. 23, 1980
*All-Time Most Field Goals	38	
*Most Field Goals, One Game	6	vs. Wpg -- Nov. 28, 1993
*Most First Downs, One Game	36	vs. Mtl -- Nov. 24, 1956
*Most First Downs, Rushing, One Game	32	vs. Mtl -- Nov. 24, 1956
*All-Time Most Total Yards	8155	
Most Total Yards, One Game	606	vs. Ham -- Nov. 23, 1980
*All-Time Most Carries Rushing	654	
*Most Carries Rushing, One Game	83	vs. Mtl -- Nov. 24, 1956
*All-Time Most Yards Rushing	3132	
*Most Yards Rushing, One Game	456	vs. Mtl -- Nov. 24, 1956
*All-Time Most Touchdowns Rushing	26	
*Most Touchdowns, Rushing, One Game	6	vs. Mtl -- Nov. 24, 1956
*All-Time Most Passes Attempted	698	
*All-Time Most Passes Completed	400	
*All-Time Most Yards Passing	5295	
*All-Time Most Touchdowns Passing	30	
*Most Touchdowns Passing, One Game	4	vs. Ham -- Nov. 23, 1980
*All-Time Most Interceptions Thrown	30	
*Most Interceptions, One Game	4	Twice
All-Time Most Punts	183	
All-Time Most Yards Punting	7441	
*All-Time Most Punt Returns	153	
All-Time Most Yards On Punt Returns	883	
*All-Time Kickoffs	95	
Most Kickoffs, One Game	7	Four times
*All-Time Most Yards On Kickoffs	4823	
*All-Time Most Kickoff Returns	87	
Most Kickoff Returns, One Game	7	Three times
*All-Time Most Yards On Kickoff Returns	1746	
Most Yards on Kickoff Returns, One Game	263	vs. Tor -- Nov. 29, 1987
*All-Time Missed Field-Goal Returns	3	
*Most Missed Field-Goal Returns, One Game	2	vs. Tor -- Nov. 29, 1987
*All-Time Most Penalties	140	
All-Time Most Yards Penalized	918	
*All-Time Most Quarterback Sacks	28	
Most Quarterback Sacks, One Game	7	vs. Tor -- Nov. 28, 1982
All-Time Most Defensive Tackles	280	

INDIVIDUAL

*All-Time Most Games Played	9	Dave Cutler/Larry Highbaugh
*All-Time Most Games Won	7	Bill Stevenson
*All-Time Most Points	72	Dave Cutler
Most Points, One Game	21	Sean Fleming -- Nov. 28, 1993
*All-Time Most Touchdowns	5	Brian Kelly
*Most Touchdowns, One Game	3	Jackie Parker/Tommy Scott
All-Time Most Converts	16	Dave Cutler
*Most Converts, One Game	6	Dave Cutler -- Nov. 23, 1980
*All-Time Most Field Goals	18	Dave Cutler
*Most Field Goals, One Game	6	Sean Fleming -- Nov. 28, 1993
*Longest Field Goal	52	Dave Cutler -- Nov. 23, 1975
All-Time Most Times Rushing	72	Normie Kwong
*Most Times Rushing, One Game	30	Normie Kwong -- Nov. 26, 1955 -- 145 yards
All-Time Most Yards Rushing	318	Normie Kwong
*Most Yards Rushing, One Game	171	Johnny Bright -- Nov. 24, 1956
*All-Time Most Touchdowns Rushing	4	Johnny Bright/Normie Kwong/ Jim Germany
All-Time Most Receptions	26	Tom Scott
Most Receptions, One Game	12	Tom Scott -- Nov. 23, 1980 -- 174 yards
All-Time Most Yards On Receptions	400	Tom Scott
Most Yards On Receptions, One Game	174	Tom Scott -- Nov. 23, 1980 -- 12 receptions
*All-Time Most Touchdowns On Receptions	5	Brian Kelly
*Most Touchdowns On Receptions, One Game	3	Tom Scott -- Nov. 23, 1980
All-Time Most Passes Thrown	123	Ricky Ray
All-Time Most Passes Completed	75	Ricky Ray
All-Time Most Yards Passing	994	Warren Moon
All-Time Most Touchdown Passes	6	Warren Moon/Ricky Ray
Most Touchdown Passes, One Game	3	Warren Moon -- Nov. 23, 1980; Danny McManus -- Nov. 24, 1996
*Most Passes Intercepted, One Game	4	Bruce Lemmerman -- Nov. 27, 1977
*All-Time Most Interception Returns	4	Joe Hollimon
*Most Interception Returns, One Game	2	Garry Lefebvre/Joe Holliman
All-Time Most Yards On Interception Returns	43	Jackie Parker
*Longest Fumble Return	90	Jackie Parker -- Nov. 27, 1954 -- TD
All-Time Most All-Purpose Yards	659	Jackie Parker
Longest Punt	85	Garry Lefebvre -- Nov. 25, 1973
All-Time Most Punt Returns	22	Greg Butler
All-Time Most Yards On Punt Returns	135	Greg Butler
*All-Time Most Kickoffs	31	Dave Cutler
Most Kickoffs, One Game	8	Jerry Kauric -- Nov. 29, 1987
All-Time Most Yards On Kickoffs	1412	Dave Cutler
*Longest Kickoff	100	Dave Cutler -- Nov. 28, 1982
All-Time Most Kickoff Returns	9	Tom Richards
All-Time Most Yards On Kickoff Returns	218	Henry Williams
*Longest Kickoff Return	96	Tony Tompkins -- Nov. 27, 2005
*All-Time Missed Field-Goal Returns	2	Henry Williams
*Most Missed Field-Goal Returns, One Game	2	Henry Williams -- Nov. 29, 1987
*All-Time Most Yards On Missed Field-Goal Returns	143	Henry Williams
*Most Yards On Missed Field-Goal Returns, One Game	143	Henry Williams -- Nov. 29, 1987
*Longest Missed Field-Goal Return	115	Henry Williams -- Nov. 29, 1987 -- TD
All-Time Most Quarterback Sacks	3.5	Dave Fennell
Most Quarterback Sacks, One Game	2.5	Dave Fennell/James Parker
All-Time Most Defensive Tackles	15	Malcolm Frank
Most Defensive Tackles, One Game	8	Dan Bass -- Nov. 29, 1987



WESTERN CONFERENCE STANDINGS

1949-2022



**BC
LIONS**

1 ST	2 ND	3 RD	4 TH	5 TH
1963	1977	1959	1957	1954
1964	1986	1969	1960	1955
1983	2016	1973	1962	1956
1984	2022	1974	1965	1958
1985		1979	1967	1961
1987		1981	1968	1966
1999		1988	1970	1972
2004		1991	1971	1975
2005		1994	1978	1976
2006		1998	1980	1996
2007		2000	1982	2017
2011		2001	1989	2019
2012		2002	1990	
		2008	1992	
		2010	1993	
		2013	1997	
			2003	
			2009	
			2014	
			2018	
			2021	
13	4	17	21	12



**CALGARY
STAMPEDERS**

1 ST	2 ND	3 RD	4 TH	5 TH
1948	1962	1952	1950	1974
1949	1963	1957	1951	1977
1965	1964	1960	1953	1981
1967	1968	1961	1954	1984
1971	1969	1970	1955	1985
1990	1978	1980	1956	2002
1992	1979	1982	1958	2003
1993	1989	1987	1959	2004
1994	1991	2007	1966	
1996	1997	2011	1972	
1998	1999	2021	1973	
2000	2001	2022	1975	
2008	2005		1976	
2010	2006		1983	
2013	2009		1986	
2014	2012		1988	
2016	2015			
2017	2019			
2018				
19	18	12	16	8



**EDMONTON
ELKS**

1 ST	2 ND	3 RD	4 TH	5 TH
1953	1951	1950	1949	1962
1954	1952	1966	1964	1963
1955	1958	1967	1969	1965
1956	1959	1968	2006	1971
1957	1960	1983	2007	2018
1973	1961	1984	2008	2021
1974	1970	1985	2010	2022
1975	1972	1999	2012	
1977	1976	2005	2013	
1978	1987	2009	2016	
1979	1990	2017	2019	
1980	1992			
1981	1993			
1982	1994			
1986	1996			
1988	1998			
1989	2000			
1991	2004			
1997	2011			
2001	2014			
2002				
2003				
2015				
23	20	11	11	7

** 1995 not listed as all Canadian teams played in the North Division.

** 2020 season cancelled due to Covid-19 pandemic.

RECORDS




SASKATCHEWAN ROUGHRIDERS

1 ST	2 ND	3 RD	4 TH	5 TH
1951	1949	1948	1952	1957
1966	1950	1958	1961	1959
1968	1953	1962	1977	1960
1969	1954	1963	1981	1978
1970	1955	1964	1984	1979
1976	1956	1965	1985	1980
2009	1967	1972	1987	1982
2019	1971	1989	1991	1983
	1973	1990	1994	1986
	1974	1992	1996	2015
	1975	1993	1998	2016
	1988	1997	1999	
	2007	2003	2000	
	2008	2004	2001	
	2010	2006	2002	
	2013	2012	2005	
	2018	2014	2011	
	2021		2017	
			2022	
8	18	17	19	11



WINNIPEG BLUE BOMBERS

1 ST	2 ND	3 RD	4 TH	5 TH
1950	1948	1949	1963	1964
1952	1957	1951	1974	1967
1958	1965	1953	1979	1968
1959	1966	1954	2004	1969
1960	1980	1955	2015	1970
1961	1981	1956		1973
1962	1982	1971		2005
1972	1983	1975		2014
2021	1984	1976		
2022	1985	1977		
	2002	1978		
	2003	1986		
	2017	1996		
		2016		
		2018		
		2019		
10	13	16	5	8





HISTORY



MOMENTS IN GREEN AND GOLD HISTORY

The Beginning 1892-1948

- 1892** • Edmonton forms a rugby club.
- 1895** • Edmonton wins its first Alberta Rugby Football title.
- 1907** • Deacon White becomes Edmonton's first import player and later goes on to coach the team.
- 1908** • Edmonton Esquimaux win their second Alberta Rugby Football Championship.
- 1910** • Team is renamed "Eskimos".
- 1911** • Western Canada Rugby Football Union established.
- 1921** • The Edmonton Eskimos become first western team to play in the Grey Cup.
- 1928** • Edmonton returns to the field of play after ceasing operations after the 1924 season. They win their sixth Alberta Rugby championship.
- 1929** • Eskimos make history when Joe Cook throws the first forward pass for a touchdown in Canadian Rugby Union history, connecting with Pal Power.
- 1930** • Clarke Stadium, named after Edmonton mayor Joe Clarke, opens.
- 1948** • Edmonton Eskimo Rugby Club becomes a publicly-owned company.



**EDMONTON RUGBY FOOTBALL CLUB
1908**




**EDMONTON ESKIMOS
1920**

Green and Gold 1949-1969

- 1949** • Eskimos adopt their Green and Gold uniforms.
- 1950** • Edmonton meets Winnipeg in the first professional playoff game played at night under lights.
- 1953** • Eskimo halfback Billy Vessells is named the first winner of the Schenley Award as the league's Most Outstanding Player.
- 1954** • Led by Head Coach "Pop" Ivy, the Eskimos' "Original Dynasty" would win the first of three consecutive Grey Cup titles. Edmonton defeats Montreal 26-25 in the Grey Cup.
- 1955** • Edmonton beats Montreal 34-19 in the Grey Cup.
- 1956** • Edmonton beats Montreal 50-27 in the Grey Cup. Normie Kwong takes home his second consecutive Schenley and "Pop" Ivy is named Coach of the Year
- 1958** • Sam Lyle replaces Ivy as the Eskimos head coach. Jackie Parker wins the Schenley and Johnny Bright is the CFL's top rusher, both for the second consecutive year.
- 1959** • Eagle Keys is named head coach.
- 1960** • Jackie Parker wins his third straight Schenley award, recognizing the most outstanding player in the Canadian Football League
- 1964** • Neill Armstrong replaces Eagle Keys as head coach and the Eks adopt a nine-man Board of Directors to help manage business operations.
- 1966** • Norm Kimball is promoted from coordinator of minor football to general manager.



**BILLY VESSELLS
1953**




**NORMIE KWONG
1951-1960**

The 70's

- 1970** • Ray Jauch replaces Neill Armstrong and is named CFL Coach of the Year in his first year at the helm. George McGowan ties a CFL record with 15 receptions in one game and is named the Schenley Award Winner. Dave Cutler sets a new league mark with 32 field goals in a season.
- Johnny Bright is inducted into the Canadian Football Hall of Fame.
- 1971** • Jackie Parker is inducted into the Canadian Football Hall of Fame.
- 1972** • Tom Wilkinson wins the Schenley Award.
- 1975** • Eskimos defeat Montreal in the first-ever prairie Grey Cup in Calgary.
- 1977** • Hugh Campbell is named head coach. Danny Kepley wins the Schenley as the CFL's Top Defensive Player.
- 1978** • August 23, 1978 - Eskimos play their last game at Clarke Stadium.
- Eskimos begin their "Five in a Row" Grey Cup dynasty, beating Montreal 20-13 in the Grey Cup.
- 1979** • Brian Kelly is named Top Rookie, Dave Fennell Outstanding Canadian and Mike Wilson Top Lineman. Esks set a Western Conference attendance record of 340,239 and defeat Montreal 17-9 in the Grey Cup.



**JACKIE PARKER
1954-1962**



**TOM WILKINSON
1972-1981**

The 80's

- 1980** • Danny Kepley is named Outstanding Defensive Player as the Eskimos beat the Hamilton Tiger-Cats 48-10 to win their third consecutive Grey Cup.
- 1981** • Esks set CFL records with a 14-1-1 record and their fourth straight Grey Cup, beating Ottawa 26-23.
- 1982** • Edmonton beats Toronto 32-16 in the Grey Cup. Dave Fennell wins Outstanding Canadian and Outstanding Defensive Player in the Grey Cup; quarterback Warren Moon is Outstanding Player and James "Quick" Parker wins the Schenley Award as the CFL's Outstanding Defensive Player.
- 1983** • Pete Kettela is named head coach but is fired mid-season game and replaced by Jackie Parker.
- 1986** • Hugh Campbell returns to Edmonton as GM.
- 1987** • Joe Faragalli named head coach. Damon Allen is chosen as the Outstanding Player in the Eskimos' 38-36 Grey Cup win over Toronto.
- 1989** • Eskimos celebrate their 40th Anniversary.
- The club sets CFL records for most wins in a season, with 16, that still stands today.
 - Edmonton sets then-CFL records for most points (644), most TDs (70), yards gained (7,951).
 - Tracy Ham sets a league record for yards rushing by a quarterback in a season (1,051) and wins Most Outstanding Player.



**DANNY KEPLEY
1975-1984**




**WARREN MOON
1978-1983**



The 90's

- 1990** • Eskimos win the Western Final in Calgary and advance to the Grey Cup.
- 1991** • Ron Lancaster is named head coach. Fullback Blake Marshall ties the CFL record for most TDs in a season (20) and is named the CFL's Most Outstanding Canadian. Gizmo Williams establishes new records for most punt returns in a season (1,140), most punt return yards in a game (232) and most punt return TDs in a season (5).
- 1992** • Linebacker Willie Pless is named the CFL's Outstanding Defensive Player.
- 1993** • Eskimos win their 11th Grey Cup with a 33-23 win over Winnipeg. Sean Fleming accounts for 21 of Edmonton's points and is named Outstanding Canadian in the Grey Cup.
- 1995** • Willie Pless wins his second consecutive Outstanding Defensive Player. The Eskimos set a new league record by making the playoffs for a 24th straight season.
- 1996** • Ron Lancaster passes Hugh Campbell for most wins as an Eskimos head coach with 71 and earns CFL Coach of the Year honours.
- 1997** • Edmonton hosts the 85th Grey Cup. Lancaster leaves the Eskimos as the winningest coach in team history (83).



**HENRY "GIZMO" WILLIAMS
1986-88, 1990-00**



**WILLIE PLESS
1991-1998**

2000-present

- 2000** • Gizmo Williams retires after 200 games as the leading kick-returner of all-time.
- 2001** • The Eskimos finish atop the Western division standings for the first time since 1997.
- 2002** • Edmonton hosts and plays in the 90th Grey Cup. Eskis fall 25 -16 to Montreal. Terry Vaughn sets a league record with his 8th consecutive 1000+ yards receiving season. Elfrid Payton wins the CFL Outstanding Defensive Player award.
- 2003** • Edmonton wins its 12th Grey Cup, defeating Montreal 34-22 at Regina. Jason Tucker is named the MVP. Tom Higgins wins Coach of the Year.
- 2004** • Mike Pringle passes George Reed to become the CFL's all-time leading rusher. Jason Maas becomes the second player in Eskimos history to pass for over 5,000 yards (5270). Maas sets a new single game CFL record with 22 consecutive completions.
- 2005** • Danny Maciocia is named head coach.
 - Sean Fleming kicks his 465th career field goal, passing Dave Cutler for 1st on Edmonton's all-time field goal list.
 - Ricky Ray becomes the third Eskimos player to pass for 5,000 yards in a season (joining Warren Moon and Jason Maas).
 - The Eskimos make the playoffs for the 34th consecutive year and win the Grey Cup with a 38-35 overtime win against Montreal at Vancouver.



**JASON TUCKER
2002-2008**



**SEAN FLEMING
1992-2007**

- Ricky Ray leads the Eskimos to a Grey Cup victory over Montreal and is named MVP while setting a single game Grey Cup record with 35 completions.
- 2006** • QB Ricky Ray leads the CFL in passing yards with 5,000. The Eskimos finish the season 7-11 and miss the playoffs for the first time in 35 years.
- 2007** • Esks finish with a record of 5-12-1 and miss the post season for the second consecutive season. Chris Morris is added to the Eskimo Wall of Honour at Commonwealth Stadium.
- 2008** • Edmonton becomes the first team to win a crossover playoff game, defeating Winnipeg 29-21.
- Esks loses 36-26 to Montreal in the East Final.
 - Ricky Ray eclipses Warren Moon in career touchdown passes (145) and passing yards in a season (5,648).
 - Ray sets a CFL single-game record with a 92% completion rate, going 23/25 for 302 yards and two touchdowns in the final game of the season.
 - Jason Goss ties club records for interceptions returned for a touchdown in a game (2), total interceptions in a game (3).
 - Goss has the second most interception return yards in a game (144) in CFL history.
- 2009** • Danny Maciocia steps down as Head Coach and is named GM and Director of Football Operations.
- Richie Hall is named Eskimos head coach.
 - Esks finish 9-9, third in the CFL West and lose to Calgary in the West Semi-Final.
 - Fred Stamps leads CFL with 1,402 receiving yards.
- 2010** • Danny Maciocia fired as GM and Director of Football Operations on July 31.
- Eric Tillman named GM on September 14.
 - Eskimos finish regular season with a record of 7-11 and miss the playoffs.
 - Richie Hall fired as Head Coach on November 12.
 - Kavis Reed named Eskimo Head Coach on December 10.
 - Over 63,000 fans attend Grey Cup 2010 at Commonwealth Stadium. An estimated 500,000 people celebrated at the Hot to Huddle Grey Cup Festival in downtown Edmonton.
- 2011** • Eskimos start season 5-0 and finish 11-7, second in division to host their first playoff game since 2004.
- Edmonton defeats Calgary 33-19 in the Western Semi-Final on November 13.
 - The Esks season ended the following week with a 40-23 loss in BC in the CFL Western Final.
 - Jerome Messam was named the Top Canadian Player five times during the season, en route to winning the CFL's Most Outstanding Player Award. The Toronto native was the first Canadian since 2004 to rush for 1,000+ in a season.



RICKY RAY
2002-03, 2005-11



JASON GOSS
2007-2010



FRED STAMPS
2007-2014



JEROME MESSAM
2011-2012



- JC Sherritt was the CFL West Finalist for CFL Most Outstanding Rookie.
 - Rookie DL Marcus Howard had a team high 11 sacks and was named a CFL West All-Star.
 - On December 2, quarterback Ricky Ray was traded to Toronto in exchange for quarterback Steven Jyles, kicker/defensive back Grant Shaw and a draft pick.
- 2012**
- Eskimos finish with an 7-11 record and end their season in the Eastern Division Semi-Final cross over game with a 42-26 loss to the eventual Grey Cup Champion Toronto Argonauts.
 - Linebacker JC Sherritt made a league-leading and record-setting 130 defensive tackles. He was named Defensive Player of the Week four times and Defensive Player of the Month three times en route to winning the CFL's Most Outstanding Defensive Player of the Year Award.
 - On November 3, Eric Tillman was relieved of his duties as general manager.
 - On December 10, two-time Grey Cup champion and former CFL all-star Ed Hervey was named Eskimos general manager.
- 2013**
- Eskimos finish with a 4-14 season. Slotback Fred Stamps led the league in receiving yards with 1,256 on 68 catches.
 - In November, Kavis Reed is relieved of his duties as head coach and later replaced by Chris Jones.
- 2014**
- Eskimos began the season with a 7-1 start, finishing with a 12-6 regular-season record.
 - Dominant on home turf, the 7-2 record in Commonwealth Stadium was the best since 2008.
 - The year that set a club record for single-season turnaround included an 18-10 West Semi-Final victory at home against the Saskatchewan Roughriders and an appearance in the West Final.
 - Adarius Bowman leads the league in receiving, and is one of a league-high seven Eskimos that were named to the CFL All-Star Team.
 - Linebacker Dexter McCoil was named the CFL's Most Outstanding Rookie.
 - Head Coach Chris Jones was a finalist for the CFL Coach of the Year Award.
- 2015**
- The season opened with training camp held in Spruce Grove due to the FIFA Women's World Cup.
 - The home-pre-season game and season opener, Northern Kickoff - the most northern game in CFL history, were relocated to Ft. McMurray during the soccer tournament as well.
 - The Eskimos finished the season with a league-best 14-4 record. Edmonton hosted the West Final for the first time since 2003 at Commonwealth Stadium where they would beat the Calgary Stampeders to advance to the championship game.



JC SHERRITT
2011-2018



ADARIUS BOWMAN
2011-2017



MIKE REILLY
2013-2018



SHAMAWD CHAMBERS
2012-15, 2017

- Following a 10-game win streak, the Edmonton Eskimos defeated the Ottawa RedBlacks 26-20 to win the team's 14 Grey Cup championship at Investors Group Field in Winnipeg.
- Quarterback Mike Reilly was named the Most Valuable Player, receiver Shamawd Chambers was named the Most Valuable Canadian and receiver Derel Walker was named the CFL's Most Outstanding Rookie.

- 2016**
- The Eskimos finished the season with a 10-8 record under first year Head Coach Jason Maas.
 - A crossover team in the 104th Grey Cup Playoffs, the Eskimos defeated the Hamilton Tiger-Cats 24-21 in the East-Semi Final at Tim Horton's Field. The following week, they fell to the eventual Grey Cup champion Ottawa RedBlacks 35-23 in a snow-filled affair at TD Place Stadium.
 - Adarius Bowman recorded a team-record setting 120 receptions for a league-leading 1,759 yards and nine touchdowns.
 - The receiving duo of Bowman and Derel Walker set two records: Week 18 marked the first time in team history there were two 100+ catch receivers in the same season. In Week 19, the pair broke the CFL record for most receiving yards by teammates with a combined 3,318 yards.
 - The receiving duo was joined by defensive tackle Almondo Sewell on the CFL All-Star Team.

- 2017**
- The Eskimos finished the season with a 12-6 record, winning six times at home and on the road.
 - The club finished third in the Western Division and earned a West Semi-Final playoff date with Winnipeg where they defeated the Blue Bombers 39-32. Up next in the West Final against the Stampeders, the Eskimos came out on the wrong side, losing 32 - 28.
 - Quarterback Mike Reilly led the CFL in passing yards amassing 5,830 yards, 30 touchdowns and rushing touchdowns with 12. Reilly set a club record for passing yards (5,830) and total touchdowns (42) on his way to earning the CFL's Most Outstanding Player Award.
 - Receiver Brandon Zylstra led the CFL in receiving (1,687) while only playing in 16 games.
 - Receiver Adarius Bowman won the Tom Pate Memorial award for his contribution to the community, club, and association for his work during the 2017 season.
 - The Eskimos had five players earn West and CFL All-Star awards, Reilly, Matt O'Donnell, Zylstra, Almondo Sewell, and Kenny Ladler.



DEREL WALKER
2015-18, 2021-22



BRANDON ZYLSTRA
2016-2017



MATT O'DONNELL
2012-2021



ALMONDO SEWELL
2011-2019



- 2018** • The Eskimos finished the season with a 9-9 record, winning seven games at home. The club finished fifth in the West and failed to make the playoffs.
- Quarterback Mike Reilly lead the CFL in passing yards with 5,562 yards on 418 completions – he also threw 30 touchdowns and rushed 595 yards and 13 touchdowns on 120 carries.
- Running back C.J. Gable eclipsed 1,000 rushing yards for the first time in his career (1,063) and ran in seven touchdowns.
- Receiver D'haquille (Duke) Williams lead the CFL in receiving yards (1,579) and tied the league lead with 11 receiving touchdowns.
- Long snapper Ryan King won the Tom Pate Memorial award for his contribution to the community, club, and association for his work during the 2019 season.
- The Eskimos had two players named to the West All-Star teams, Williams, and receiver Derel Walker, with Williams also being named a CFL All-Star for the first time in his career.



C.J. GABLE
2017–2019

- 2019** • Edmonton finished the season 8-10 and earned a crossover playoff berth.
- In the East Semi-Final against Montreal, the EE score a 37-29 win as quarterback Trevor Harris shines. Harris set CFL playoff records for consecutive completions (22) and completion percentage (36/39 for 92.3%), passing for 421 yards, a TD and INT.
- In the East Final against Hamilton, Edmonton falls 36-16 to the Tiger-Cats.
- DT Almondo Sewell earns the team's lone spot on the CFL's All-Star team.
- Following the season, head coach Jason Mass is dismissed after four years.
- Edmonton hires Scott Milanovich, making him the 22nd head coach in franchise history.



D'HAQUILLE (DUKE) WILLIAMS
2017–2018

- 2020** • The franchise announces in July that it will officially change its name, starting a process that ultimately culminates in the club adopting the Elks moniker ahead of the 2021 CFL season.
- On August 17, the CFL formally announces it has cancelled the 2020 season due to the COVID-19 pandemic. It will mark the first time since 1919 the Grey Cup is not awarded.



TREVOR HARRIS
2019–2021

- 2021** • Milanovich resigns as the club's head coach to pursue NFL opportunities.
- Jaime Elizondo is hired as Edmonton's 23rd head coach on February 1, 2021.
- The club officially unveils its new identity on June 1, as the Elks name is officially reborn in Edmonton after previously being used during 1922.
- The CFL formally approves a return to play on June 14, as the league prepares for an August start to the regular season.



CHRIS JONES
2014–15, 2022–PRES.

- First time in Edmonton's history, the Double E go winless at home.
- On November 22, Chris Presson (CEO/President), Brock Sunderland (G.M.), and Jamie Elizondo (Head Coach) are relieved of their duties.
- On December 21, Chris Jones is named Elks general manager and head coach.

- 2022**
- The club names Victor Cui new President and CEO on January 25.
 - On March 3, the Iconic Double E returns to Edmonton's helmet.
 - The Edmonton Elks announced that Jim Germany (RB), Joe Hollimon (DB), and Ed Jones (DB) will all be joining the team's Wall of Honour on August 13.
 - On July 1, Tre Ford becomes first Canadian to start at QB for the team since 1968.
 - On Sept 16, former Edmonton QB Ricky Ray was inducted into the CFL Hall of Fame.
 - The Elks finish with a 4-14 record, to finished fifth in the West and failed to make the playoffs.
 - Manny Arceneaux received the Tom Pate Memorial Award from the CFLPA, recognizing outstanding sportsmanship and significant contribution to team and community. He also was recipient of the David Boone Award, presented annually to the Edmonton player for characteristics displayed on the field and in the community.
 - Kenny Lawler (WR) and Jake Ceresna (DL) are named West All-Stars.
 - Jake Ceresna is named a CFL All-Star.



**TRE FORD
2022-PRES.**



**JAKE CERESNA
2018, 2020-PRES.**



Emmanuel Arceneaux | WR



ALL-TIME RESULTS

2022

6	11	at	BC	L	15	59
6	18	vs	Saskatchewan	L	26	16
6	25	at	Calgary	L	23	30
7	1	at	Hamilton	W	29	25
7	7	vs	Calgary	L	49	6
7	14	at	Montreal	W	32	31
7	22	vs	Winnipeg	L	24	10
8	6	at	BC	L	14	46
8	13	vs	Saskatchewan	L	34	23
8	19	at	Ottawa	W	30	12
8	27	vs	Ottawa	L	25	18
9	5	at	Calgary	L	18	26
9	10	vs	Calgary	L	56	28
9	16	at	Saskatchewan	W	26	24
10	1	vs	Montreal	L	25	18
10	8	at	Winnipeg	L	11	48
10	15	vs	Toronto	L	28	23
10	21	vs	BC	L	31	14

2021

8	7	vs	Ottawa	L	16	12
8	14	vs	Montreal	L	30	13
8	19	at	BC	W	21	16
9	6	at	Calgary	W	32	20
9	11	vs	Calgary	L	32	16
9	18	vs	Winnipeg	L	37	22
9	28	at	Ottawa	L	24	34
10	8	at	Winnipeg	L	3	30
10	15	vs	Winnipeg	L	26	16
10	29	vs	Hamilton	L	39	23
11	5	vs	Saskatchewan	L	19	17
11	13	at	Saskatchewan	L	24	29
11	16	at	Toronto	W	13	7
11	19	at	BC	L	10	43

2019

6	14	vs	Montreal	W	25	32
6	21	vs	BC	W	23	39
6	27	at	Winnipeg	L	21	28
7	11	at	BC	W	33	6
7	20	at	Montreal	L	10	20
7	25	vs	Toronto	W	0	26
8	3	at	Calgary	L	18	24
8	9	vs	Ottawa	W	12	16
8	16	at	Toronto	W	41	26
8	23	vs	Winnipeg	L	34	28
9	2	at	Calgary	L	9	25
9	7	vs	Calgary	L	33	17
9	20	vs	Hamilton	L	30	27
9	28	at	Ottawa	W	21	16
10	4	at	Hamilton	L	12	42
10	12	vs	BC	W	6	19
10	26	vs	Saskatchewan	L	27	24
11	2	at	Saskatchewan	L	13	23

Division Semi-Final

11	10	at	Montreal	W	37	29
----	----	----	----------	---	----	----

Division Final

11	17	at	Hamilton	L	16	36
----	----	----	----------	---	----	----

2018

6	14	at	Winnipeg	W	33	30
6	22	vs	Hamilton	L	21	38
6	29	vs	BC	W	22	41
7	7	at	Toronto	L	17	20
7	13	vs	Toronto	W	15	16
7	26	at	Montreal	W	44	23
8	2	vs	Saskatchewan	W	19	26
8	9	at	BC	L	23	31
8	18	vs	Montreal	W	24	40
8	25	at	Hamilton	L	24	25
9	3	at	Calgary	L	20	23
9	8	vs	Calgary	W	42	48
9	22	at	Ottawa	L	15	28
9	29	vs	Winnipeg	L	30	3
10	8	at	Saskatchewan	L	12	19
10	13	vs	Ottawa	W	16	34
10	19	at	BC	L	32	42
11	3	vs	Winnipeg	W	24	33

2017

6	24	at	BC	W	30	27
6	30	vs	Montreal	W	19	23
7	14	vs	Ottawa	W	21	23
7	20	at	Hamilton	W	31	28
7	28	vs	BC	W	26	37
8	4	vs	Hamilton	W	28	33
8	10	at	Ottawa	W	27	20
8	17	at	Winnipeg	L	26	33
8	25	vs	Saskatchewan	L	54	31
9	4	at	Calgary	L	18	39
9	9	vs	Calgary	L	25	22
9	16	at	toronto	L	26	34
9	30	vs	Winnipeg	L	28	19
10	9	at	Montreal	W	42	24
10	14	vs	toronto	W	27	30
10	21	at	BC	W	35	29
10	28	vs	Calgary	W	20	29
11	4	at	Saskatchewan	W	28	13

Division Semi-Final

11	13	at	Winnipeg	W	39	32
----	----	----	----------	---	----	----

Division Final

11	20	at	Calgary	L	28	32
----	----	----	---------	---	----	----

2016

6	25	vs	Ottawa	L	45	37
7	8	vs	Saskatchewan	W	36	39
7	14	at	Winnipeg	W	20	16
7	23	vs	Hamilton	L	37	31
7	28	vs	Winnipeg	L	30	23
8	6	at	Ottawa	L	20	23
8	11	vs	Montreal	W	12	23
8	20	at	Toronto	W	46	23
8	26	vs	Saskatchewan	W	25	33
9	5	at	Calgary	L	24	45
9	10	vs	Calgary	L	34	28
9	18	at	Saskatchewan	L	23	26
9	23	vs	BC	W	23	27
9	30	at	Winnipeg	W	40	26
10	10	at	Montreal	W	40	20
10	22	at	BC	L	25	32
10	28	at	Hamilton	W	29	26
11	5	vs	Toronto	W	17	41

Division Semi-Final

11	13	at	Hamilton	W	24	21
----	----	----	----------	---	----	----

Division Final

11	20	at	Ottawa	L	23	35
----	----	----	--------	---	----	----

2015

6 27	at	Toronto	L	11	26
7 9	vs	Ottawa	W	17	46
7 17	at	Ottawa	W	23	12
7 25	vs	Winnipeg	W	3	32
7 31	vs	Saskatchewan	W	5	30
8 6	at	BC	L	23	26
8 13	at	Montreal	W	15	12
8 21	vs	Hamilton	L	49	20
8 28	vs	Toronto	W	15	38
9 7	at	Calgary	L	7	16
9 12	vs	Calgary	W	16	27
9 19	at	Hamilton	W	25	18
9 26	vs	BC	W	23	29
10 3	at	Winnipeg	W	24	23
10 10	at	Calgary	W	15	11
10 17	vs	BC	W	23	26
11 24	at	Saskatchewan	W	35	24
11 1	vs	Montreal	W	22	40

Division Final

11 22	vs	Calgary	W	31	45
-------	----	---------	---	----	----

Grey Cup

11 29	vs	Ottawa	W	20	26
-------	----	--------	---	----	----

2014

6 28	at	BC	W	27	20
7 4	vs	Hamilton	W	24	28
7 11	vs	Ottawa	W	11	27
7 17	at	Winnipeg	W	26	3
7 24	vs	Calgary	L	26	22
8 8	at	Montreal	W	33	23
8 15	at	Ottawa	W	10	8
8 23	vs	Toronto	W	27	41
9 1	at	Calgary	L	13	28
9 6	vs	Calgary	L	41	34
9 12	vs	Montreal	W	16	33
9 20	at	Hamilton	L	23	25
9 26	vs	Saskatchewan	W	0	24
10 4	at	Toronto	L	32	33
10 13	vs	Winnipeg	W	9	41
10 19	at	Saskatchewan	W	24	19
11 1	vs	BC	W	3	37
11 8	at	Saskatchewan	L	17	24

Division Semi-Final

11 13	vs	Saskatchewan	W	10	18
-------	----	--------------	---	----	----

Division Final

11 20	at	Calgary	L	18	43
-------	----	---------	---	----	----

2013

6 29	vs	Saskatchewan	L	39	18
7 7	at	Hamilton	W	30	20
7 13	vs	BC	L	17	3
7 20	at	BC	L	21	31
7 25	at	Montreal	L	27	32
8 2	vs	Hamilton	L	30	29
8 18	at	Toronto	L	33	36
8 24	vs	Saskatchewan	L	30	27
9 2	at	Calgary	L	34	37
9 6	vs	Calgary	L	22	12
9 14	vs	Winnipeg	W	7	25
9 20	at	Winnipeg	W	35	27
9 28	vs	Toronto	L	34	22
10 5	vs	Montreal	L	47	24
10 12	at	Saskatchewan	L	9	14
10 18	vs	Calgary	L	27	13
10 25	at	BC	L	29	43
11 2	at	Saskatchewan	W	30	26

2012

6 30	vs	Toronto	W	15	19
7 8	at	Saskatchewan	L	1	17
7 13	vs	Winnipeg	W	10	42
7 20	at	BC	W	27	14
7 26	at	Winnipeg	L	22	23
8 10	vs	Saskatchewan	W	20	28
8 17	vs	Montreal	L	38	25
8 27	at	Toronto	W	26	17
9 3	at	Calgary	L	30	31
9 7	vs	Calgary	L	18	20
9 15	at	Hamilton	L	8	51
9 22	vs	BC	L	19	18
9 28	at	Calgary	L	15	39
10 5	vs	Hamilton	W	20	35
10 13	vs	Saskatchewan	W	20	37
10 19	at	BC	L	19	39
10 28	at	Montreal	L	25	27
11 2	vs	Calgary	L	30	27

Division Semi-Final

11 11	at	Toronto	L	26	42
-------	----	---------	---	----	----

2011

7 3	at	Saskatchewan	W	42	28
7 9	vs	Hamilton	W	10	28
7 16	vs	BC	W	17	33
7 23	at	Calgary	W	24	19
7 29	vs	Toronto	W	25	26
8 5	at	Winnipeg	L	16	28
8 11	at	Montreal	L	4	27
8 19	vs	BC	L	36	1
9 5	at	Calgary	W	35	7
9 9	vs	Calgary	L	30	20
9 16	at	Hamilton	W	38	23
9 23	vs	Montreal	L	34	21
9 30	at	BC	L	24	33
10 10	vs	Saskatchewan	W	1	17
10 15	vs	Winnipeg	W	10	24
10 21	at	Toronto	W	31	24
10 29	at	BC	L	20	29
11 4	vs	Saskatchewan	W	20	23

Division Semi-Final

11 13	vs	Calgary	W	19	33
-------	----	---------	---	----	----

Division Final

11 20	at	BC	L	23	40
-------	----	----	---	----	----

2010

7 4	vs	BC	L	25	10
7 11	vs	Montreal	L	33	23
7 17	at	Saskatchewan	L	20	24
7 24	at	Winnipeg	L	21	47
7 30	vs	BC	W	25	28
8 6	vs	Toronto	L	29	28
8 15	at	Calgary	L	15	56
8 28	vs	Saskatchewan	W	14	17
9 6	at	Calgary	L	5	52
9 10	vs	Calgary	L	36	20
9 19	at	Montreal	L	14	31
9 26	at	Toronto in Moncton	W	24	6
10 3	vs	Hamilton	W	35	37
10 8	at	Hamilton	L	11	36
10 16	at	BC	W-OT	31	28
10 23	vs	Saskatchewan	W	24	39
10 30	vs	Winnipeg	W-OT	13	16
11 6	at	Saskatchewan	L	23	31



2009

7 2	vs	Winnipeg	W	17	19
7 9	at	Montreal	L	16	50
7 16	vs	BC	L	22	40
7 25	at	Saskatchewan	W	38	33
7 30	vs	Montreal	W	19	33
8 8	at	Hamilton	L	21	28
8 13	vs	Calgary	W	35	38
8 29	vs	Hamilton	W	30	31
9 7	at	Calgary	L	8	32
9 11	vs	Calgary	L	35	34
9 20	at	Saskatchewan	W	31	27
9 26	vs	Saskatchewan	L	23	20
10 2	at	Winnipeg	L	17	27
10 9	vs	BC	L	34	31
10 16	at	Toronto	W	22	19
10 23	at	Calgary	L	7	30
10 30	vs	Toronto	W	10	36
11 6	at	BC	W	45	13

Division Semi-Final

11 15	at	Calgary	L	21	24
-------	----	---------	---	----	----

2008

6 28	at	Saskatchewan	L	13	34
7 3	vs	Calgary	W	31	34
7 10	vs	Toronto	W	28	47
7 20	at	Toronto	L	31	35
7 25	at	Hamilton	W	19	13
7 31	vs	BC	W	24	35
8 8	at	BC	L	34	40
8 21	vs	Saskatchewan	W	10	27
9 1	at	Calgary	W	37	16
9 5	vs	Calgary	L	38	33
9 13	vs	Hamilton	W	33	38
9 21	at	Montreal	L	4	40
9 26	at	Winnipeg	L	23	30
10 4	vs	Winnipeg	W	22	36
10 10	at	BC	W	27	20
10 17	vs	BC	L	28	43
10 15	at	Saskatchewan	L	9	55
10 31	vs	Montreal	W	14	37

Division Semi-Final

11 8	at	Winnipeg	W	29	21
------	----	----------	---	----	----

Division Final

11 15	at	Montreal	L	26	36
-------	----	----------	---	----	----

2007

6 28	vs	Winnipeg	T	39	39
7 6	at	BC	L	9	29
7 13	at	Winnipeg	W	19	15
7 20	vs	Saskatchewan	W	20	21
7 28	at	Saskatchewan	L	14	54
8 4	vs	Calgary	L	34	32
8 11	vs	Hamilton	W	17	19
8 18	at	Saskatchewan	L	32	39
9 3	at	Calgary	L	24	35
9 7	vs	Calgary	L	20	17
9 14	vs	Montreal	W	28	47
9 23	at	Montreal	W	16	10
9 28	vs	Toronto	L	18	11
10 6	at	Toronto	L	8	33
10 13	vs	BC	L	24	18
10 20	at	BC	L	26	37
10 26	vs	Saskatchewan	L	36	29
11 3	at	Hamilton	L	19	21

2006

6 17	at	Calgary	L	14	24
6 24	vs	Calgary	W	14	18
7 1	at	Winnipeg	L	10	46
7 7	vs	BC	W	20	27
7 20	vs	Winnipeg	L	25	22
7 28	vs	Montreal	L	21	13
8 4	at	BC	L	17	34
8 11	vs	Saskatchewan	W	18	24
8 18	at	BC	L	28	30
9 4	at	Calgary	L	23	44
9 8	vs	Calgary	W	26	35
9 16	at	Hamilton	L	22	27
9 22	vs	Hamilton	L	20	18
9 30	at	Saskatchewan	W	30	25
10 9	at	Toronto	L	23	28
10 14	vs	Toronto	L	28	25
10 21	at	Montreal	W	30	20
11 27	vs	Saskatchewan	W	18	20

2005

6 24	vs	Ottawa	W	16	41
6 30	at	Winnipeg	W	27	8
7 8	at	Montreal	L	29	32
7 15	vs	Winnipeg	W	12	14
7 21	at	Ottawa	W	29	21
7 30	vs	Hamilton	W	30	36
8 5	at	BC	L	19	25
8 20	vs	Toronto	L	22	18
8 26	vs	Montreal	W	26	36
9 5	at	Calgary	W	25	23
9 9	vs	Calgary	L	16	11
9 18	at	Saskatchewan	L	36	37
9 24	vs	BC	W	20	37
9 30	at	Hamilton	L	14	40
10 10	at	Toronto	W	17	13
10 15	vs	Saskatchewan	W	18	19
10 28	vs	BC	W	19	22
11 6	at	Calgary	L	23	43

Division Semi-Final

11 13	at	Calgary	W	33	26
-------	----	---------	---	----	----

Division Final

11 20	at	BC	W	28	23
-------	----	----	---	----	----

Grey Cup

11 27	vs	Montreal	W-OT	38	35
-------	----	----------	------	----	----

2004

6 19	at	Montreal	L	9	33
6 26	vs	BC	L	41	34
7 2	at	Ottawa	L	15	44
7 9	at	BC	W	25	9
7 17	vs	Hamilton	W	30	51
7 30	vs	Winnipeg	W	24	41
8 8	at	Toronto	L	14	39
8 12	at	Winnipeg	L	14	25
8 20	vs	Saskatchewan	W	7	31
8 29	vs	Ottawa	W	16	57
9 6	at	Calgary	W	25	7
9 10	vs	Calgary	W	12	44
9 18	at	BC	L	30	33
9 25	vs	Toronto	L	26	17
10 1	at	Hamilton	L	27	30
10 11	vs	Montreal	W	19	39
10 17	at	Saskatchewan	L	16	40
10 24	vs	Winnipeg	W	34	40

Division Semi-Final

11 7	vs	Saskatchewan	L	14	6
------	----	--------------	---	----	---

2003

6 21	vs	Montreal	L	34	16
6 26	vs	Calgary	W	24	34
7 1	at	Winnipeg	L	12	14
7 5	at	Hamilton	W	37	20
7 16	vs	Hamilton	W	15	52
7 25	at	Saskatchewan	L	14	32
7 31	at	Ottawa	W	31	26
8 9	vs	Toronto	W	20	49
8 17	at	Toronto	W	18	15
8 23	vs	Saskatchewan	W	31	49
9 1	at	Calgary	L	22	28
9 5	vs	Calgary	W	0	38
9 13	at	BC	W	34	30
9 19	vs	Ottawa	W	33	45
9 26	vs	BC	W	7	27
10 5	at	Montreal	W	20	19
10 17	vs	Winnipeg	W	32	41
10 25	at	Winnipeg	L	30	34

Division Final

11 9	vs	Saskatchewan	W	23	30
------	----	--------------	---	----	----

Grey Cup

11 16	vs	Montreal	W	22	34
-------	----	----------	---	----	----

2000

7 5	at	Calgary	L	22	44
7 14	vs	Hamilton	L	28	21
7 21	vs	Winnipeg	W	49	51
7 27	at	BC	W	29	13
8 4	at	Hamilton	W	16	10
8 11	vs	Montreal	W	7	29
8 18	at	Saskatchewan	W	28	22
8 25	vs	Saskatchewan	L	30	20
9 4	at	Calgary	W	30	18
9 8	vs	Calgary	W	10	31
9 16	at	BC	L	14	26
9 22	vs	Toronto	L	34	21
10 1	vs	BC	W	42	49
10 9	at	Montreal	L	15	45
10 15	vs	Calgary	W	30	33
10 21	at	Toronto	W	48	28
10 28	vs	Saskatchewan	L	54	52
11 3	at	Winnipeg	L	18	30

Division Semi-Final

11 12	vs	BC	L	34	32
-------	----	----	---	----	----

2002

6 28	at	Calgary	W	27	21
7 4	vs	Ottawa	W	24	40
7 13	vs	Toronto	W	17	31
7 19	at	Saskatchewan	L	11	45
7 26	vs	BC	W	27	37
8 2	at	Montreal	L	14	37
8 7	vs	Hamilton	W	5	33
8 15	vs	Winnipeg	W	32	35
8 23	at	Toronto	W	30	7
9 2	at	Calgary	W	28	20
9 6	vs	Calgary	W	11	45
9 13	at	BC	L	18	23
9 21	vs	Saskatchewan	W	25	31
9 29	at	Hamilton	W	34	33
10 6	at	Ottawa	W	37	34
10 14	vs	Montreal	L	48	30
10 25	vs	Saskatchewan	W	21	27
11 2	at	Winnipeg	L	8	20

Division Final

11 17	vs	Winnipeg	W	30	33
-------	----	----------	---	----	----

Grey Cup

11 24	vs	Montreal	L	25	16
-------	----	----------	---	----	----

1999

7 9	vs	BC	L	25	13
7 16	vs	Saskatchewan	W	6	39
7 22	at	Calgary	L	37	41
7 29	at	Hamilton	L	8	54
8 6	vs	Montreal	L	20	13
8 13	at	Winnipeg	W	56	26
8 20	at	Saskatchewan	L	27	29
8 27	vs	Hamilton	L	30	23
9 6	at	Calgary	W	33	30
9 10	vs	Calgary	L	38	13
9 17	at	Saskatchewan	W	41	38
9 26	vs	Toronto	L	20	16
10 3	vs	Winnipeg	L	27	19
10 11	at	BC	W	26	20
10 17	vs	BC	L	21	13
10 23	at	Montreal	L	33	36
10 30	vs	Saskatchewan	W	21	34
11 6	at	Toronto	L	15	20

Division Semi-Final

11 14	at	Calgary	L	17	30
-------	----	---------	---	----	----

2001

7 7	at	BC	L-OT	28	35
7 13	vs	Saskatchewan	W	11	13
7 20	vs	Calgary	W	23	33
7 26	at	Montreal	L	6	34
8 2	at	Hamilton	W	24	14
8 11	at	BC	L	39	42
8 17	vs	BC	L	35	17
8 24	vs	Hamilton	L	20	12
9 3	at	Calgary	W	33	32
9 7	vs	Calgary	L	34	33
9 17	at	Winnipeg	L	22	23
9 21	vs	Toronto	W	22	23
9 29	at	Saskatchewan	W	35	19
10 5	vs	Winnipeg	L	37	33
10 12	vs	BC	W	22	28
10 19	at	Toronto	W-OT	25	22
10 27	at	Saskatchewan	L	3	12
11 4	vs	Montreal	W	26	32

Division Final

11 18	vs	Calgary	L	34	16
-------	----	---------	---	----	----

1998

7 2	at	BC	W	20	12
7 10	vs	BC	W	10	15
7 16	at	Saskatchewan	L	14	28
7 23	at	Toronto	W	30	27
7 31	vs	Montreal	W	10	22
8 7	vs	Hamilton	L	39	10
8 13	at	Hamilton	L	23	48
8 21	vs	Winnipeg	W	16	25
8 27	vs	Saskatchewan	W	13	35
9 7	at	Calgary	L	8	26
9 11	vs	Calgary	L	30	23
9 19	at	BC	W	27	21
9 26	vs	Toronto	L	30	29
10 4	at	Montreal	L	3	34
10 12	at	Winnipeg	W	40	20
10 18	vs	BC	L	31	7
10 25	at	Calgary	L	19	31
11 1	vs	Saskatchewan	W	24	46

Division Semi-Final

11 8	vs	BC	W	33	40
------	----	----	---	----	----

Division Final

11 15	at	Calgary	L	10	33
-------	----	---------	---	----	----



1997

6 25	at	Calgary	W	23	22
7 4	at	Saskatchewan	W	24	18
7 10	vs	BC	L	41	31
7 17	vs	Montreal	W	0	32
7 24	at	Montreal	W	34	24
7 31	vs	Saskatchewan	W	34	37
8 7	vs	Winnipeg	W	11	45
8 14	at	Toronto	L	14	38
8 21	vs	Hamilton	W	24	28
9 1	at	Calgary	L	14	27
9 5	vs	Calgary	W	20	24
9 13	at	BC	L	1	27
9 20	vs	Toronto	L	25	24
9 28	at	Saskatchewan	L	15	29
10 5	vs	Calgary	W	32	42
10 12	at	Winnipeg	W	20	2
10 19	vs	BC	W	7	41
10 25	at	Hamilton	W	30	19

Division Final

11 9	vs	Saskatchewan	L	31	30
------	----	--------------	---	----	----

1996

6 27	at	BC	W	28	14
7 5	vs	Montreal	W	13	16
7 10	at	Saskatchewan	L	24	27
7 17	vs	Winnipeg	L	27	16
7 25	at	Ottawa	W	34	18
8 3	vs	Ottawa	W	2	30
8 8	at	Toronto	L	21	24
8 17	vs	Saskatchewan	W	8	25
8 23	vs	Hamilton	W	8	35
9 2	at	Calgary	L	13	31
9 6	vs	Calgary	W	19	20
9 15	at	Hamilton	L	14	20
9 20	at	Winnipeg	W	41	12
9 29	vs	BC	W	12	32
10 4	at	Montreal	L	18	32
10 12	at	BC	W	34	31
10 20	vs	Toronto	L	24	17
10 27	vs	Calgary	W	32	41

Division Semi-Final

11 10	vs	Winnipeg	W	7	68
-------	----	----------	---	---	----

Division Final

11 17	at	Calgary	W	15	12
-------	----	---------	---	----	----

Grey Cup

11 24	vs	Toronto	L	43	37
-------	----	---------	---	----	----

1995

7 1	vs	Toronto	W	23	45
7 7	at	Saskatchewan	W	26	19
7 17	vs	Shreveport	W	7	37
7 22	at	San Antonio	L	27	32
7 28	at	Hamilton	W	26	18
8 2	vs	Baltimore	L	19	12
8 9	at	Toronto	W	31	10
8 13	at	Ottawa	L	17	18
8 18	vs	Saskatchewan	W	13	32
8 27	vs	Ottawa	W	3	63
9 4	at	Calgary	L	26	51
9 8	vs	Calgary	L	33	17
9 15	vs	Winnipeg	W	10	64
9 22	at	BC	W	33	18
10 1	vs	BC	W	36	39
10 13	vs	Memphis	W	17	34
10 19	at	Birmingham	W	45	18
10 26	at	Memphis	W	25	14

Division Semi-Final

11 5	vs	BC	W	15	26
------	----	----	---	----	----

Division Final

11 12	at	Calgary	L	4	37
-------	----	---------	---	---	----

1994

7 9	vs	Hamilton	W	11	26
7 13	at	Winnipeg	L	35	50
7 20	vs	Ottawa	W	21	23
7 30	at	Shreveport	W	24	10
8 4	vs	Saskatchewan	W	23	42
8 12	at	Saskatchewan	L	7	20
8 18	at	Sacramento	W	44	15
8 25	vs	Las Vegas	W	17	44
9 5	at	Calgary	L	15	48
9 9	vs	Calgary	W	12	38
9 17	at	BC	W	25	18
9 25	vs	Toronto	W	25	28
10 2	vs	BC	L	26	24
10 9	at	Hamilton	W	33	32
10 16	vs	Baltimore	W	24	31
10 23	at	Toronto	L	6	23
10 29	vs	Sacramento	W	16	22
11 5	at	Las Vegas	W	51	10

Division Semi-Final

11 12	vs	BC	L	24	23
-------	----	----	---	----	----

1993

7 10	vs	Toronto	W	8	38
7 15	at	Saskatchewan	L	22	23
7 21	vs	Saskatchewan	W	3	35
7 31	at	Sacramento	W	43	11
8 7	vs	BC	L	39	23
8 13	at	Winnipeg	L	11	53
8 18	at	Toronto	W	45	14
8 25	vs	Hamilton	W	8	46
9 2	vs	Sacramento	W	12	13
9 6	at	Calgary	L	13	33
9 10	vs	Calgary	W	16	29
9 17	at	Hamilton	L	10	34
9 26	vs	Winnipeg	L	52	14
10 2	at	Sacramento	W	34	13
10 16	vs	Ottawa	W	1	19
10 22	at	Ottawa	W	19	17
10 29	at	BC	W	54	14
11 7	vs	Calgary	W	21	39

Division Semi-Final

11 14	vs	Saskatchewan	W	13	51
-------	----	--------------	---	----	----

Division Final

11 21	at	Calgary	W	29	15
-------	----	---------	---	----	----

Grey Cup

11 28	vs	Winnipeg	W	23	33
-------	----	----------	---	----	----

1992

7 9	at	BC	W	37	26
7 15	vs	Saskatchewan	W	31	34
7 22	at	Winnipeg	L	32	51
7 30	at	Ottawa	W	30	25
8 6	vs	Ottawa	W	14	29
8 12	at	Hamilton	W	30	28
8 20	vs	Toronto	W	16	39
8 28	vs	Calgary	L	45	38
9 7	at	Calgary	W	34	21
9 11	vs	BC	L	34	20
9 20	at	Saskatchewan	L	18	22
9 25	vs	Hamilton	L	26	25
10 2	vs	Winnipeg	W	25	45
10 10	at	Toronto	L	14	31
10 16	vs	BC	W	17	43
10 24	at	Calgary	L	23	40
11 1	vs	Saskatchewan	L	30	24
11 7	at	BC	W	37	33

Division Semi-Final

11 15	vs	Saskatchewan	W	20	22
-------	----	--------------	---	----	----

Division Final

11 22	at	Calgary	L	22	23
-------	----	---------	---	----	----

1991

7 12	at	Saskatchewan	W	34	25
7 17	vs	Ottawa	W	33	40
7 25	at	BC	L	36	37
7 31	vs	Saskatchewan	W	24	54
8 10	at	Hamilton	W	38	13
8 15	at	Ottawa	L	35	36
8 21	vs	Toronto	W	39	53
8 28	vs	Saskatchewan	L	44	41
9 2	at	Calgary	L	36	48
9 6	vs	Calgary	W	37	51
9 15	at	Saskatchewan	W	41	36
9 21	at	Toronto	L	28	47
9 27	vs	Winnipeg	W	15	31
10 4	vs	Hamilton	W	17	18
10 12	at	BC	W	45	38
10 20	vs	BC	L	39	38
10 27	vs	Calgary	W	23	24
11 3	at	Winnipeg	W	28	18

Division Final

11 17	vs	Calgary	L	38	36
-------	----	---------	---	----	----

1990

7 14	at	Toronto	W	40	34
7 18	vs	BC	W	23	41
7 26	at	Ottawa	L	46	50
8 2	at	Winnipeg	L	20	23
8 7	vs	Saskatchewan	W	31	57
8 14	vs	Calgary	W	20	46
8 19	at	Saskatchewan	L	24	49
8 27	vs	Toronto	W	36	56
9 3	at	Calgary	W	38	4
9 7	vs	Calgary	W	17	34
9 13	at	BC	W	32	13
9 21	vs	Ottawa	W	29	41
9 28	vs	Winnipeg	L	48	25
10 8	at	Hamilton	L	23	25
10 14	at	Saskatchewan	L	24	29
10 21	vs	BC	L	30	8
10 28	vs	Hamilton	W	15	25
11 4	at	Calgary	L	32	34

Division Semi-Final

11 11	vs	Saskatchewan	W	27	43
-------	----	--------------	---	----	----

Division Final

11 18	at	Calgary	W	43	23
-------	----	---------	---	----	----

Grey Cup

11 25	vs	Winnipeg	L	50	11
-------	----	----------	---	----	----

1989

7 13	vs	BC	W	15	20
7 21	at	Calgary	W	54	4
7 27	at	Toronto	L	17	21
8 3	vs	Toronto	W	21	22
8 9	at	BC	W	33	13
8 17	at	Ottawa	W	39	4
8 23	vs	Hamilton	W	14	37
8 30	vs	Saskatchewan	W	19	45
9 4	at	Calgary	W	31	14
9 8	vs	Calgary	W	27	38
9 17	at	Saskatchewan	L	35	48
9 24	vs	BC	W	25	32
9 29	at	Hamilton	W	33	12
10 9	vs	Winnipeg	W	7	45
10 15	vs	Ottawa	W	11	55
10 22	at	Winnipeg	W	34	11
10 28	at	BC	W	25	19
11 5	vs	Saskatchewan	W	17	49

Division Final

11 19	vs.	Saskatchewan	L	32	21
-------	-----	--------------	---	----	----

1988

7 14	vs	Calgary	W	0	33
7 23	at	Saskatchewan	L	15	26
7 27	at	Ottawa	W	35	28
8 4	vs	Saskatchewan	W	27	43
8 12	at	Hamilton	L	14	22
8 19	vs	Winnipeg	W	21	46
8 25	at	BC	L	10	28
9 1	vs	BC	W	9	17
9 5	at	Calgary	W	27	11
9 11	vs	Hamilton	W	13	37
9 18	vs	Toronto	W	21	38
9 25	at	Toronto	L	22	35
10 2	vs	Ottawa	W	12	40
10 10	at	Winnipeg	L	17	21
10 16	at	Calgary	W	32	29
10 23	vs	BC	L	35	15
10 29	at	BC	L	16	51
11 6	vs	Calgary	W	19	20

Division Final

11 20	vs	BC	L	37	19
-------	----	----	---	----	----

1987

6 27	vs	Calgary	W	16	54
7 5	at	Hamilton	W	36	33
7 12	vs	Hamilton	L	40	30
7 18	at	BC	L	18	26
7 24	at	Winnipeg	W	42	28
8 1	vs	Saskatchewan	W	28	38
8 7	at	Toronto	L	20	23
8 23	vs	Ottawa	W	24	45
8 28	at	Saskatchewan	W	39	13
9 7	at	Calgary	L	20	29
9 12	vs	Toronto	W	20	42
9 19	vs	Saskatchewan	W	13	34
10 2	vs	Ottawa	W	19	34
10 12	at	Winnipeg	L	20	38
10 18	at	Saskatchewan	L	25	34
10 25	vs	Winnipeg	W	24	49
11 1	vs	BC	L	33	32
11 7	at	Ottawa	W	39	21

Division Semi-Final

11 15	vs	Calgary	W	16	30
-------	----	---------	---	----	----

Division Final

11 22	at	BC	W	31	7
-------	----	----	---	----	---

Grey Cup

11 29	vs	Toronto	W	38	36
-------	----	---------	---	----	----

1986

6 24	at	Calgary	W	21	20
7 3	vs	BC	W	13	36
7 12	at	Saskatchewan	W	31	19
7 17	vs	Ottawa	W	39	49
8 1	vs	Toronto	L	35	34
8 7	at	Montreal	L	6	17
8 15	vs	Winnipeg	W	5	33
8 23	at	Toronto	L	20	26
9 1	at	Calgary	W	42	19
9 7	vs	Montreal	W	22	37
9 19	at	BC	W	32	3
9 26	vs	BC	W	13	31
10 4	at	Hamilton	W	24	23
10 10	vs	Hamilton	W	9	28
10 19	vs	Calgary	W	30	38
10 25	at	Winnipeg	L	20	42
11 1	at	Ottawa	T	16	16
11 9	vs	Saskatchewan	W	14	42

Division Semi-Final

11 16	vs	Calgary	W	18	27
-------	----	---------	---	----	----

Division Final

11 23	vs	BC	W	5	41
-------	----	----	---	---	----

Grey Cup

11 30	vs	Hamilton	L	39	15
-------	----	----------	---	----	----



1985

7 5	vs	Toronto	W	23	25
7 13	at	BC	L	10	25
7 13	at	Ottawa	L	19	41
7 25	vs	Winnipeg	W	23	25
8 2	vs	Ottawa	W	14	49
8 9	at	Toronto	L	23	43
8 23	vs	Saskatchewan	L	42	34
9 2	at	Calgary	W	34	28
9 8	vs	Hamilton	W	17	27
9 15	at	Saskatchewan	W	27	15
9 21	vs	Calgary	W	6	17
10 5	at	Hamilton	W	17	12
10 12	vs	Montreal	W	1	39
10 18	at	Winnipeg	W	37	18
10 27	vs	BC	L	42	29
11 3	at	Montreal	L	20	23

Division Semi-Final

11 10	at	Winnipeg	L	15	22
-------	----	----------	---	----	----

1984

6 30	vs	Ottawa	W	31	32
7 6	at	BC	L	10	44
7 13	vs	Calgary	W	13	40
7 22	at	Toronto	L	26	43
8 3	vs	Winnipeg	L	22	21
8 12	at	Saskatchewan	W	37	21
8 18	at	Montreal	L	24	44
8 24	vs	Hamilton	W	14	35
9 3	at	Calgary	W	30	28
9 8	vs	Toronto	W	33	34
9 21	at	Ottawa	L	23	32
9 28	vs	BC	L	34	32
10 7	at	Hamilton	W	28	21
10 13	vs	Montreal	W	26	29
10 21	at	Winnipeg	L	11	30
10 28	vs	Saskatchewan	W	7	52

Division Semi-Final

11 4	at	Winnipeg	L	20	55
------	----	----------	---	----	----

1983

7 15	vs	Winnipeg	L	20	18
7 28	at	Ottawa	W	44	4
8 5	vs	Saskatchewan	W	21	36
8 9	at	Hamilton	W	35	32
8 12	vs	BC	L	43	13
8 20	at	Montreal	W	28	15
8 26	vs	Ottawa	L	17	14
9 5	at	Calgary	L	15	18
9 11	vs	Hamilton	W	21	50
9 18	at	Saskatchewan	W	46	21
9 25	at	BC	L	30	31
10 2	vs	Calgary	W	28	31
10 9	at	Toronto	L	15	19
10 15	vs	Montreal	W	32	45
10 23	at	Winnipeg	L	15	33
10 29	vs	Toronto	L	22	15

Division Semi-Final

11 13	at	Winnipeg	L	22	49
-------	----	----------	---	----	----

1982

7 11	at	Ottawa	W	55	7
7 17	vs	Toronto	W	12	31
7 25	at	BC	L	28	38
8 1	vs	Winnipeg	L	32	26
8 7	at	Toronto	L	22	30
8 15	vs	Montreal	W	8	46
8 29	vs	Saskatchewan	L	32	25
9 6	at	Calgary	L	20	32
9 12	vs	Ottawa	W	11	47
9 19	at	Hamilton	W	32	14
9 26	vs	Calgary	W	17	36
10 10	vs	BC	W	1	30
10 16	at	Montreal	W	53	39
10 23	at	Winnipeg	W	33	17
10 30	vs	Hamilton	W	11	14
11 7	at	Saskatchewan	W	46	22

Division Final

11 21	vs	Winnipeg	W	21	24
-------	----	----------	---	----	----

Grey Cup

11 28	at	Toronto	W	32	16
-------	----	---------	---	----	----

1981

7 3	at	Ottawa	W	47	21
7 11	vs	Calgary	W	10	30
7 19	at	Winnipeg	L	28	38
7 26	at	Montreal	W	33	17
8 1	vs	Hamilton	W	5	41
8 13	at	Toronto	W	22	12
8 22	vs	Winnipeg	W	10	28
8 30	vs	Saskatchewan	W	34	44
9 7	at	Hamilton	T	34	34
9 13	vs	BC	W	21	38
9 19	at	Calgary	W	21	10
9 26	vs	Montreal	W	11	62
10 3	at	BC	W	22	12
10 12	vs	Ottawa	W	6	24
10 18	at	Saskatchewan	W	41	29
10 24	vs	Toronto	W	7	61

Division Final

11 15	vs	BC	W	16	22
-------	----	----	---	----	----

Grey Cup

11 22	vs	Ottawa	W	26	23
-------	----	--------	---	----	----

1980

7 9	vs	Winnipeg	W	13	36
7 16	at	Saskatchewan	W	21	6
7 30	vs	BC	W	21	33
8 6	at	Toronto	W	23	3
8 13	at	Winnipeg	W	30	17
8 19	vs	Calgary	L	16	15
8 26	vs	Ottawa	W	20	45
9 1	at	Calgary	W	38	23
9 7	vs	Hamilton	W	18	53
9 13	at	BC	W	42	14
9 21	vs	Saskatchewan	W	17	24
10 5	at	Winnipeg	L	14	28
10 13	vs	BC	W	9	33
10 19	at	Saskatchewan	W	29	28
10 26	vs	Calgary	L	34	25
11 1	at	Montreal	W	44	14

Division Final

11 15	vs	Winnipeg	W	24	34
-------	----	----------	---	----	----

Grey Cup

11 23	vs	Hamilton	W	48	10
-------	----	----------	---	----	----

1979

7 10	at	Winnipeg	W	28	10
7 17	vs	Saskatchewan	W	20	52
7 31	vs	Calgary	W	9	44
8 7	at	BC	T	14	14
8 14	at	Ottawa	T	24	24
8 21	vs	Winnipeg	W	13	41
8 28	vs	Toronto	W	13	28
9 3	at	Calgary	W	27	1
9 9	vs	Saskatchewan	W	0	40
9 16	vs	BC	W	8	40
9 23	at	Hamilton	W	22	21
9 30	at	Calgary	L	19	26
10 8	vs	Montreal	W	6	47
10 14	at	Saskatchewan	L	25	26
10 28	vs	Winnipeg	W	11	19
11 3	at	BC	W	25	17

Division Final

11 18	vs	Calgary	W	7	19
-------	----	---------	---	---	----

Grey Cup

11 25	vs	Montreal	W	17	9
-------	----	----------	---	----	---

1978

7 13	vs	Calgary	W	17	33
7 18	at	Winnipeg	W	29	28
7 26	at	Saskatchewan	W	46	11
8 1	vs	Ottawa	L	24	23
8 16	at	Toronto	W	40	3
8 23	vs	Winnipeg	W	8	14
8 30	vs	BC	W	10	18
9 4	at	Calgary	T	28	28
9 10	vs	Hamilton	W	16	56
9 17	at	Saskatchewan	W	25	20
9 24	vs	Calgary	T	20	20
10 1	at	Montreal	W	42	22
10 9	vs	BC	L	15	3
10 15	at	Winnipeg	W	38	10
10 29	vs	Saskatchewan	L	36	26
11 4	at	BC	L	11	33

Division Final

11 18	vs	Calgary	W	13	26
-------	----	---------	---	----	----

Grey Cup

11 26	vs	Montreal	W	20	13
-------	----	----------	---	----	----

1977

7 18	vs	Winnipeg	L	29	26
7 27	at	Winnipeg	W	43	13
8 2	vs	Saskatchewan	W	9	34
8 9	at	BC	W	24	18
8 16	vs	Calgary	W	19	32
8 24	at	Hamilton	L	22	27
8 30	vs	Montreal	L	25	20
9 5	at	Calgary	W	22	8
9 17	vs	BC	L	20	18
9 24	at	BC	L	13	30
10 1	at	Ottawa	L	17	34
10 10	vs	Winnipeg	W	24	31
10 16	at	Saskatchewan	W	33	31
10 23	vs	Toronto	W	12	16
10 30	at	Calgary	W	23	21
11 6	vs	Saskatchewan	W	0	38

Division Final

11 20	vs	BC	W	1	38
-------	----	----	---	---	----

Grey Cup

11 27	vs	Montreal	L	41	6
-------	----	----------	---	----	---

1976

7 20	vs	Calgary	W	22	24
7 28	at	Toronto	W	25	20
8 4	vs	BC	W	12	19
8 10	at	Winnipeg	W	31	30
8 15	at	Saskatchewan	L	0	40
8 21	vs	Ottawa	L	20	18
8 31	vs	Hamilton	W	1	5
9 6	at	Calgary	W	19	17
9 12	vs	Saskatchewan	L	34	7
9 19	at	Saskatchewan	W	25	22
9 25	vs	Winnipeg	L	28	17
10 2	at	BC	T	27	27
10 11	vs	BC	W	12	16
10 17	at	Winnipeg	L	33	36
10 23	at	Montreal	W	17	10
10 31	vs	Calgary	L	36	28

Division Semi-Final

11 14	at	Winnipeg	W	14	12
-------	----	----------	---	----	----

Division Final

11 20	at	Saskatchewan	L	13	23
-------	----	--------------	---	----	----

1975

7 29	vs	Winnipeg	W	22	28
8 6	at	Winnipeg	L	16	17
8 14	at	BC	W	27	24
8 20	vs	Toronto	W	11	28
8 27	vs	BC	W	10	34
9 1	at	Calgary	W	35	31
9 6	vs	Saskatchewan	W	24	28
9 14	at	Hamilton	W	17	3
9 17	at	Ottawa	L	25	38
9 23	vs	Montreal	W	29	31
9 28	at	Calgary	W	37	36
10 5	vs	Saskatchewan	L	28	18
10 13	vs	Calgary	W	12	21
10 19	at	Saskatchewan	L	27	36
10 26	vs	Winnipeg	W	41	48
11 1	at	BC	W	12	8

Division Final

11 16	vs	Saskatchewan	W	18	30
-------	----	--------------	---	----	----

Grey Cup

11 23	vs	Montreal	W	9	8
-------	----	----------	---	---	---

1974

7 26	vs	Saskatchewan	W	7	31
8 5	vs	Calgary	W	6	20
8 9	at	Saskatchewan	L	23	24
8 19	vs	Ottawa	W	6	23
8 27	vs	BC	L	21	15
9 2	at	Calgary	W	20	16
9 8	vs	Winnipeg	W	2	24
9 13	at	Saskatchewan	W	24	18
9 18	at	Winnipeg	L	13	19
9 25	vs	Hamilton	W	29	31
10 5	at	Toronto	L	20	22
10 8	at	Montreal	T	28	28
10 14	vs	Calgary	L	24	10
10 20	at	Winnipeg	W	17	10
10 26	vs	BC	W	8	31
11 2	at	BC	W	15	7

Division Finalxxx

11 17	vs	Saskatchewan	W	27	31
-------	----	--------------	---	----	----

Grey Cup

11 24	vs	Montreal	L	20	7
-------	----	----------	---	----	---



1973

7	31	at	Winnipeg	W	33	22
8	6	vs	Winnipeg	W	3	10
8	14	at	BC	L	11	30
8	22	at	Calgary	W	24	4
8	29	vs	Toronto	L	24	16
9	3	at	Saskatchewan	L	27	28
9	8	vs	Montreal	W	18	23
9	15	vs	Calgary	W	22	33
9	22	at	Ottawa	L	20	32
9	24	at	Hamilton	W	22	17
9	30	vs	Saskatchewan	W	13	17
10	8	vs	Winnipeg	T	14	14
10	13	at	BC	W	27	13
10	20	vs	BC	T	14	14
10	27	at	Calgary	L	10	14
11	4	vs	Saskatchewan	W	16	28

Division Final

11	18	vs	Saskatchewan	W	23	25
----	----	----	--------------	---	----	----

Grey Cup

11	25	vs	Ottawa	L	22	18
----	----	----	--------	---	----	----

1972

8	1	vs	BC	W	22	34
8	11	vs	Hamilton	W	27	30
8	16	at	Saskatchewan	W	31	29
8	25	vs	BC	W	7	29
8	30	at	Winnipeg	L	16	49
9	4	at	Calgary	W	31	19
9	10	vs	Calgary	W	20	27
9	17	at	Saskatchewan	L	12	14
9	23	vs	Ottawa	L	10	9
9	30	at	Toronto	W	31	30
10	3	at	Montreal	L	13	29
10	9	vs	Winnipeg	W	15	24
10	14	at	BC	L	16	22
10	22	vs	Saskatchewan	W	23	25
10	29	at	Winnipeg	L	24	38
11	5	vs	Calgary	W	14	28

Division Semi-Final

11	12	vs	Saskatchewan	L	8	6
----	----	----	--------------	---	---	---

1971

7	27	at	Ottawa	L	11	22
7	29	at	Hamilton	L	15	17
8	4	vs	BC	W	19	20
8	11	vs	Calgary	L	31	1
8	18	at	BC	L	1	11
8	25	vs	Winnipeg	L	40	31
9	1	vs	Toronto	L	16	15
9	6	at	Calgary	L	7	23
9	11	at	Winnipeg	L	14	26
9	18	vs	Saskatchewan	L	19	3
9	26	at	Saskatchewan	L	14	28
9	29	vs	Montreal	W	11	12
10	10	vs	Winnipeg	W	14	22
10	16	at	BC	W	9	4
10	23	at	Calgary	W	34	12
10	31	vs	Saskatchewan	W	12	28

1970

7	31	at	Saskatchewan	L	11	23
8	5	vs	Calgary	W	2	14
8	13	vs	BC	L	35	7
8	18	at	Montreal	L	10	14
8	20	at	Toronto	L	14	16
8	25	vs	Ottawa	L	31	23
9	1	vs	BC	W	9	20
9	7	at	Calgary	L	13	28
9	12	vs	Saskatchewan	W	6	10
9	20	at	Winnipeg	W	33	15
9	26	vs	Hamilton	W	13	34
10	3	at	BC	W	32	20
10	12	vs	Calgary	W	13	16
10	17	at	Winnipeg	W	20	17
10	24	vs	Winnipeg	W	11	15
10	28	at	Saskatchewan	L	10	34

Division Semi-Final

11	8	vs	Calgary	L	16	9
----	---	----	---------	---	----	---

1969

7	29	at	Winnipeg	W	33	0
8	4	vs	Winnipeg	L	14	13
8	11	vs	Saskatchewan	L	21	20
8	22	at	Saskatchewan	L	9	24
8	27	vs	Toronto	L	24	12
9	1	at	Calgary	L	14	16
9	6	vs	Calgary	L	20	10
9	14	vs	Winnipeg	W	16	30
9	17	at	BC	W	13	5
9	27	at	Ottawa	L	0	17
9	30	at	Hamilton	L	12	17
10	5	vs	BC	L	13	5
10	13	vs	Montreal	W	14	20
10	18	at	BC	L	14	17
10	25	at	Calgary	W	11	1
11	2	vs	Saskatchewan	L	27	25

1968

7	31	at	Montreal	W	27	10
8	2	at	Toronto	L	4	32
8	7	vs	Saskatchewan	T	10	10
8	15	at	BC	W	18	17
8	20	vs	BC	L	12	4
8	28	vs	Calgary	L	12	7
9	2	at	Saskatchewan	L	2	29
9	8	at	Calgary	W	10	8
9	11	vs	Ottawa	W	20	25
9	22	at	Winnipeg	L	13	25
9	28	vs	Hamilton	L	31	7
10	5	vs	BC	W	5	13
10	13	at	Winnipeg	W	22	8
10	20	vs	Calgary	W	13	14
10	27	vs	Winnipeg	W	22	32
10	30	at	Saskatchewan	L	20	34

Division Semi-Final

11	10	at	Calgary	L	13	29
----	----	----	---------	---	----	----

1967

8	2	vs	Winnipeg	L	20	0
8	9	at	Ottawa	L	25	28
8	12	at	Hamilton	W	20	14
8	19	vs	Toronto	W	10	31
8	23	at	Calgary	L	0	16
8	30	vs	Saskatchewan	L	21	10
9	4	at	Saskatchewan	L	6	18
9	9	at	BC	T	14	14
9	17	vs	BC	W	8	19
9	23	at	Winnipeg	W	22	9
9	30	vs	Calgary	L	25	5
10	8	at	BC	W	19	3
10	15	vs	Saskatchewan	W	17	21
10	21	vs	Montreal	W	24	30
10	28	at	Calgary	W	20	11
11	1	vs	Winnipeg	W	8	24

Division Semi-Final

11	11	at	Saskatchewan	L	5	21
----	----	----	--------------	---	---	----

1966

7	29	vs	Saskatchewan	L	40	13
8	2	at	Winnipeg	L	7	26
8	8	at	BC	W	27	7
8	12	vs	Winnipeg	L	10	9
8	22	at	Saskatchewan	W	18	17
8	27	vs	Calgary	W	5	26
9	2	vs	BC	W	6	13
9	9	at	Montreal	W	8	3
9	11	at	Toronto	L	14	34
9	19	vs	Ottawa	L	49	21
9	24	at	Calgary	T	18	18
10	1	vs	Hamilton	L	28	7
10	10	vs	BC	L	19	7
10	16	at	Winnipeg	L	14	16
10	22	at	Saskatchewan	W	33	21
10	29	vs	Calgary	L	29	16

Division Semi-Final

11	6	at	Winnipeg	L	8	16
----	---	----	----------	---	---	----

1965

7	30	vs	Winnipeg	L	21	14
8	7	at	BC	L	13	38
8	13	vs	Saskatchewan	L	34	15
8	18	at	Calgary	L	15	16
8	23	vs	Calgary	L	20	4
8	31	vs	Toronto	W	21	23
9	11	vs	Winnipeg	W	25	30
9	20	vs	Montreal	L	24	13
9	25	at	Ottawa	L	1	40
9	28	at	Hamilton	W	9	3
10	2	at	BC	L	27	41
10	6	at	Saskatchewan	W	24	22
10	9	vs	BC	W	12	14
10	16	at	Calgary	L	19	28
10	23	at	Winnipeg	L	24	40
10	30	vs	Saskatchewan	L	15	12

1964

8 7	vs	Calgary	L	52	15
8 12	at	Winnipeg	L	7	37
8 17	at	Calgary	L	6	39
8 28	vs	Saskatchewan	L	56	8
9 4	vs	Ottawa	W	1	20
9 11	at	Montreal	W	19	10
9 13	at	Toronto	L	22	35
9 19	vs	BC	L	49	6
9 19	at	Winnipeg	W	13	1
9 26	at	Saskatchewan	L	11	20
9 28	vs	Hamilton	L	43	14
10 6	vs	Winnipeg	W	22	25
10 10	at	BC	L	6	26
10 17	vs	BC	L	24	14
10 24	vs	Calgary	L	17	16
10 31	vs	Saskatchewan	L	26	20

1963

8 5	vs	Saskatchewan	L	19	16
8 12	at	BC	L	12	31
8 16	vs	Toronto	W	16	17
8 23	vs	Winnipeg	L	36	7
9 2	at	Calgary	L	11	13
9 7	vs	Saskatchewan	L	22	9
9 14	vs	Montreal	W	1	10
9 21	at	Saskatchewan	L	7	8
9 23	at	Winnipeg	L	15	24
9 28	vs	Winnipeg	L	38	30
10 5	vs	BC	L	40	1
10 12	at	Ottawa	L	10	34
10 14	at	Hamilton	L	17	28
10 19	at	BC	L	6	32
10 26	vs	Calgary	L	45	28
11 2	at	Calgary	L	24	38

1962

8 9	at	Winnipeg	W	20	16
8 14	vs	Saskatchewan	W	7	22
8 20	at	Saskatchewan	L	9	17
8 24	vs	Ottawa	L	29	21
8 31	vs	BC	W	10	22
9 3	at	Calgary	L	17	49
9 8	vs	Calgary	L	17	12
9 14	vs	Hamilton	L	16	15
9 22	at	Montreal	T	18	18
9 24	at	Toronto	W	31	22
9 29	vs	BC	L	46	24
10 6	vs	Calgary	L	22	15
10 8	at	Saskatchewan	L	20	28
10 13	at	BC	W	26	7
10 20	vs	Winnipeg	L	30	20
11 3	at	Winnipeg	W	18	12

1961

8 7	at	BC	W	29	19
8 14	vs	Saskatchewan	W	8	38
8 19	vs	Montreal	W	0	33
8 24	at	Winnipeg	W	35	20
8 28	vs	BC	W	20	21
9 4	at	Calgary	W	10	9
9 9	at	Ottawa	W	35	26
9 11	at	Hamilton	L	15	32
9 16	vs	Toronto	T	8	8
9 23	vs	Winnipeg	L	33	10
9 25	at	Saskatchewan	W	16	1
9 30	at	BC	L	9	21
10 7	vs	Calgary	L	28	21
10 14	vs	Saskatchewan	W	10	21
10 30	at	Calgary	W	20	8
11 4	vs	Winnipeg	L	14	13

Division Semi-Final

11 11	at	Calgary	L	8	10
11 13	vs	Calgary	W	17	18

1960

8 15	vs	BC	W	14	33
8 22	vs	Saskatchewan	W	1	19
8 25	at	Winnipeg	L	14	18
8 29	at	BC	W	26	0
9 3	vs	Winnipeg	L	15	14
9 5	at	Calgary	W	29	28
9 10	vs	Calgary	W	10	41
9 16	at	Saskatchewan	W	29	6
9 19	vs	BC	W	10	18
9 26	at	Winnipeg	W	15	2
9 30	vs	Saskatchewan	W	2	9
10 6	at	BC	L	13	21
10 8	vs	Calgary	L	31	11
10 15	at	Calgary	L	17	35
10 17	vs	Winnipeg	L	21	17
10 22	at	Saskatchewan	W	13	11

Division Semi-Final

11 2	vs	Calgary	W	7	30
11 5	at	Calgary	W	40	21

West Final

11 12	vs	Winnipeg	L	22	15
11 14	at	Winnipeg	W	10	5
11 19	at	Winnipeg	W	4	2

Grey Cup

11 26	vs	Ottawa	L	16	6
-------	----	--------	---	----	---

1959

8 17	vs	BC	L	12	0
8 24	vs	Saskatchewan	W	0	55
8 27	at	Winnipeg	W	16	1
8 31	at	BC	L	7	8
9 5	vs	Winnipeg	L	16	8
9 7	at	Calgary	W	16	10
9 12	vs	Calgary	W	20	27
9 19	at	Saskatchewan	W	32	0
9 21	vs	BC	W	7	29
9 28	at	Winnipeg	L	10	13
10 3	vs	Saskatchewan	W	15	44
10 10	at	BC	W	38	14
10 12	vs	Calgary	L	41	23
10 17	at	Calgary	L	24	25
10 19	vs	Winnipeg	W	20	21
10 24	at	Saskatchewan	W	20	19

Division Semi-Final

10 31	at	BC	W	20	8
11 4	vs	BC	W	7	41

West Final

11 11	vs	Winnipeg	L	19	11
11 14	at	Winnipeg	L	8	16



1958

8 14	at	Winnipeg	L	21	29
8 18	vs	Saskatchewan	W	6	40
8 23	at	Calgary	L	7	35
8 25	vs	Winnipeg	L	15	8
9 6	at	BC	W	26	7
9 8	vs	Calgary	W	28	32
9 13	vs	BC	W	7	13
9 20	at	Saskatchewan	W	26	13
9 27	vs	Saskatchewan	T	11	11
9 29	at	Winnipeg	L	13	43
10 4	vs	Winnipeg	L	21	15
10 11	vs	Calgary	W	10	17
10 13	at	Calgary	W	19	14
10 18	at	BC	W	25	22
10 25	vs	BC	W	3	25
11 1	at	Saskatchewan	L	14	28

Division Semi-Final

11 8	at	Saskatchewan	W	27	11
11 11	vs	Saskatchewan	W	1	31

West Final

11 15	vs	Winnipeg	L	30	7
11 19	at	Winnipeg	W	30	7
11 22	at	Winnipeg	L	7	23

1957

8 15	at	Winnipeg	W	21	14
8 19	vs	Saskatchewan	W	7	37
8 24	at	Calgary	L	6	10
9 2	vs	Winnipeg	W	8	41
9 7	at	BC	W	35	13
9 9	vs	Calgary	W	2	22
9 14	vs	BC	W	6	25
9 21	at	Saskatchewan	W	24	17
9 28	vs	Saskatchewan	W	12	37
9 30	at	Winnipeg	L	27	28
10 5	vs	Winnipeg	W	0	41
10 12	vs	Calgary	W	7	46
10 14	at	Calgary	W	32	6
10 19	at	BC	W	29	12
10 26	vs	BC	W	0	29
11 2	at	Saskatchewan	W	23	0

West Final

11 16	at	Winnipeg	L	7	19
11 20	vs	Winnipeg	W	4	5
11 23	vs	Winnipeg	L	17	2

1956

8 18	vs	Saskatchewan	W	3	15
8 25	vs	Calgary	W	22	23
8 27	at	BC	W	18	0
9 3	vs	Winnipeg	W	20	21
9 8	at	Saskatchewan	L	4	31
9 10	at	Calgary	W	28	15
9 15	vs	BC	W	8	34
9 22	vs	Calgary	W	0	52
9 24	at	BC	L	1	11
10 1	vs	Saskatchewan	L	33	7
10 6	at	Winnipeg	L	7	10
10 8	at	Calgary	W	36	8
10 13	at	Saskatchewan	W	37	17
10 15	vs	Winnipeg	W	11	21
10 22	vs	BC	W	13	54
10 27	at	Winnipeg	L	0	33

West Final

11 10	at	Saskatchewan	L	22	23
11 17	vs	Saskatchewan	W	12	20
11 19	vs	Saskatchewan	W	7	51

Grey Cup

11 24	vs	Montreal	W	27	50
-------	----	----------	---	----	----

1955

8 20	at	Calgary	W	13	10
8 22	at	Winnipeg	W	13	9
8 27	vs	BC	W	12	29
9 3	vs	Saskatchewan	W	12	19
9 10	at	BC	W	18	13
9 12	vs	Calgary	W	12	24
9 17	at	Saskatchewan	W	26	9
9 19	vs	Winnipeg	W	8	14
9 24	at	Calgary	W	15	0
9 26	at	BC	W	15	0
10 1	at	Winnipeg	L	0	12
10 3	vs	Saskatchewan	W	9	17
10 8	vs	BC	W	2	38
10 15	at	Saskatchewan	L	3	4
10 22	vs	Winnipeg	W	0	12
10 29	vs	Calgary	W	5	30

West Final

11 11	at	Winnipeg	W	29	6
11 16	vs	Winnipeg	W	6	26

Grey Cup

11 26	vs	Montreal	W	19	34
-------	----	----------	---	----	----

1954

8 21	at	Saskatchewan	L	13	21
8 23	at	Winnipeg	L	3	7
9 6	vs	BC	W	6	12
9 11	vs	Calgary	W	11	30
9 13	at	Calgary	L	6	20
9 20	at	BC	W	23	13
9 25	vs	Winnipeg	W	8	12
9 27	vs	Saskatchewan	L	8	6
10 2	at	Calgary	W	13	12
10 4	vs	Calgary	W	6	21
10 9	at	Winnipeg	W	16	5
10 11	at	Saskatchewan	L	2	12
10 16	vs	BC	W	3	31
10 18	at	BC	W	22	0
10 23	vs	Saskatchewan	W	19	24
10 25	vs	Winnipeg	W	12	21

West Final

11 6	vs	Winnipeg	W	3	9
11 11	at	Winnipeg	L	6	12
11 13	vs	Winnipeg	W	5	10

SF vs ORFU

11 20	vs	Kitchener-Waterloo	W	6	38
-------	----	--------------------	---	---	----

Grey Cup

11 27	vs	Montreal	W	25	26
-------	----	----------	---	----	----

1953

8 29	at	Winnipeg	L	6	7
8 31	at	Saskatchewan	W	19	17
9 5	at	Calgary	W	18	6
9 7	vs	Calgary	W	5	19
9 12	vs	Saskatchewan	W	1	13
9 14	vs	Winnipeg	W	7	9
9 19	at	Saskatchewan	W	12	6
9 26	vs	Calgary	W	6	15
9 28	at	Calgary	W	21	12
10 3	vs	Saskatchewan	L	13	19
10 5	at	Winnipeg	W	16	6
10 10	at	Calgary	W	34	13
10 12	vs	Calgary	W	6	22
10 17	vs	Winnipeg	W	9	32
10 19	vs	Saskatchewan	L	20	19
10 24	vs	Winnipeg	L	17	8

West Final

11 7	at	Winnipeg	W	25	7
11 11	vs	Winnipeg	L	21	17
11 14	vs	Winnipeg	L	30	24

1952

8	23	at	Saskatchewan	L	5	25
8	25	at	Winnipeg	T	14	14
8	30	at	Calgary	L	7	14
9	1	vs	Calgary	W	10	17
9	6	vs	Winnipeg	L	21	18
9	8	vs	Saskatchewan	W	15	19
9	13	at	Winnipeg	W	11	9
9	20	vs	Calgary	W	18	35
9	22	at	Calgary	W	10	9
9	27	at	Winnipeg	L	18	40
9	29	at	Saskatchewan	W	25	13
10	4	vs	Saskatchewan	W	6	20
10	6	vs	Winnipeg	W	12	18
10	11	vs	Calgary	L	33	30
10	13	at	Calgary	W	16	10
10	18	vs	Saskatchewan	L	31	28

Division Semi-Final

10	22	at	Calgary	L	12	31
10	25	vs	Calgary	W	7	30

West Final

11	1	vs	Winnipeg	L	28	12
11	8	at	Winnipeg	W	18	12
11	11	at	Winnipeg	W	22	11

Grey Cup

11	29	vs	Toronto	L	21	11
----	----	----	---------	---	----	----

1950

8	26	at	Winnipeg	L	7	18
8	28	at	Saskatchewan	W	15	9
9	2	at	Calgary	W	19	13
9	4	vs	Calgary	W	8	18
9	9	vs	Winnipeg	L	20	6
9	11	vs	Saskatchewan	W	12	24
9	16	at	Calgary	W	29	22
9	23	vs	Calgary	W	8	33
9	30	vs	Saskatchewan	L	9	6
10	2	vs	Winnipeg	W	10	13
10	7	at	Saskatchewan	L	6	8
10	9	at	Winnipeg	L	6	28
10	14	vs	Calgary	L	19	12
10	21	at	Calgary	L	7	13

Division Semi-Final

10	28	at	Saskatchewan	W	24	1
----	----	----	--------------	---	----	---

West Final

11	4	vs	Winnipeg	W	16	17
11	11	at	Winnipeg	L	12	22
11	13	at	Winnipeg	L	6	29

1951

8	25	at	Winnipeg	W	30	24
8	27	at	Saskatchewan	L	0	23
9	1	at	Calgary	W	18	17
9	3	vs	Calgary	W	0	5
9	8	vs	Winnipeg	W	19	35
9	10	vs	Saskatchewan	W	6	31
9	15	at	Calgary	W	30	15
9	22	vs	Calgary	W	11	30
9	29	vs	Saskatchewan	L	25	18
10	1	vs	Winnipeg	L	15	8
10	5	at	Saskatchewan	L	18	25
10	8	at	Winnipeg	L	27	38
10	13	vs	Calgary	W	18	31
10	20	at	Calgary	L	25	26

Division Semi-Final

10	27	vs	Winnipeg	W	1	4
----	----	----	----------	---	---	---

West Final

11	3	vs	Saskatchewan	W	11	15
11	10	at	Saskatchewan	L	5	12
11	12	at	Saskatchewan	L	18	19

1949

9	5	vs	Calgary	L	20	6
9	10	vs	Winnipeg	W	11	14
9	12	vs	Saskatchewan	L	12	0
9	17	at	Saskatchewan	L	1	13
9	19	at	Winnipeg	W	10	3
9	24	at	Calgary	L	5	41
10	1	vs	Calgary	L	12	8
10	8	at	Winnipeg	L	6	8
10	10	at	Saskatchewan	W	12	11
10	15	at	Calgary	L	6	31
10	22	vs	Winnipeg	W	6	13
10	24	vs	Saskatchewan	L	29	11
10	29	at	Calgary	L	0	27
10	31	at	Calgary	L	1	11



CFL AWARDS

OUTSTANDING PLAYER

- 2017 -- Mike Reilly
- 1989 -- Tracy Ham
- 1983 -- Warren Moon
- 1974 -- Tom Wilkinson
- 1973 -- George McGowan
- 1960 -- Jackie Parker
- 1959 -- Johnny Bright
- 1958 -- Jackie Parker
- 1957 -- Jackie Parker
- 1953 -- Billy Vessels

OUTSTANDING ROOKIE

- 2015 -- Derel Walker
- 2014 -- Dexter McCoil
- 1995 -- Shalon Baker
- 1979 -- Brian Kelly

OUTSTANDING LINEMAN

- (OLD CATEGORY)
- 1969 -- John LaGrone
- 1959 -- Roger Nelson

OUTSTANDING CANADIAN

- 2011 -- Jerome Messam
- 2008 -- Kamau Peterson
- 1996 -- Leroy Blugh
- 1991 -- Blake Marshall
- 1979 -- Dave Fennell
- 1956 -- Normie Kwong
- 1955 -- Normie Kwong
- 1958 -- Jackie Parker
- 1957 -- Jackie Parker
- 1953 -- Billy Vessels

OUTSTANDING OFFENSIVE LINEMAN

- 1989 -- Rod Connop
- 1980 -- Mike Wilson
- 1979 -- Mike Wilson
- 1975 -- Charlie Turner

TOM PATE MEMORIAL AWARD

- 2022 -- Emmanuel Arceneaux
- 2018 -- Ryan King
- 2017 -- Adarius Bowman
- 1988 -- Hector Pothier
- 1982 -- David Boone

OUTSTANDING DEFENSIVE PLAYER

- 2012 -- J.C. Sherritt
- 2002 -- Elfrid Payton
- 1997 -- Willie Pless
- 1996 -- Willie Pless
- 1995 -- Willie Pless
- 1994 -- Willie Pless
- 1992 -- Willie Pless
- 1989 -- Dan Bass
- 1982 -- James Parker
- 1981 -- Dan Kepley
- 1980 -- Dan Kepley
- 1978 -- Dave Fennell
- 1977 -- Dan Kepley

ANNIS STUKUS TROPHY

(CFL COACH OF THE YEAR)

- 2003 -- Tom Higgins
- 1996 -- Ron Lancaster
- 1979 -- Hugh Campbell
- 1970 -- Ray Jauch

WESTERN/NORTHERN DIVISION AWARDS

JEFF NICKLIN TROPHY (MOST VALUABLE PLAYER)

- 2017 -- Mike Reilly
- 1990 -- Craig Ellis
- 1989 -- Tracy Ham
- 1987 -- Brian Kelly
- 1983 -- Warren Moon
- 1982 -- Tommy Scott
- 1979 -- Waddell Smith
- 1978 -- Tom Wilkinson
- 1974 -- Tom Wilkinson
- 1973 -- George McGowan
- 1961 -- Jackie Parker
- 1960 -- Jackie Parker
- 1959 -- Jackie Parker
- 1958 -- Jackie Parker
- 1957 -- Jackie Parker
- 1956 -- Jackie Parker
- 1954 -- Jackie Parker

DAVE DRYBURGH MEMORIAL TROPHY (LEADING SCORER)

- 2004 -- Sean Fleming (180 points)
- 2001 -- Sean Fleming (183 ppoints)
- 1997 -- Sean Fleming (187 points)
- 1994 -- Sean Fleming (206 points)
- 1989 -- Jerry Kauric (224 points)
- 1986 -- Tom Dixon (190 points)
- 1982 -- Dave Cutler (170 points)
- 1980 -- Dave Cutler (158 points)
- 1978 -- Dave Cutler (167 points)
- 1977 -- Dave Cutler (195 points)
- 1975 -- Dave Cutler (169 points)
- 1974 -- Dave Cutler (144 points)
- 1973 -- Dave Cutler (133 points)
- 1972 -- Dave Cutler (126 points)
- 1962 -- Tommy Joe Coffey (129 points)
- 1961 -- Jackie Parker (104 points)
- 1959 -- Jackie Parker (109 points)

DR. BEATTIE MARTIN TROPHY

(OUTSTANDING CANADIAN)

- 2011 -- Jerome Messam
- 2008 -- Kamau Peterson
- 1996 -- Leroy Blugh
- 1994 -- Larry Wruck
- 1991 -- Blake Marshall
- 1980 -- Dave Fennell
- 1979 -- Dave Fennell
- *1966 -- Garry Lefebvre
- *1965 -- Ron Forwick
- *1962 -- Ted Frechette
- *1957 -- Mike Lashuk
- 1956 -- Normie Kwong
- 1955 -- Normie Kwong
- *1951 -- Jim Chambers

* -- Presented to the outstanding Canadian rookie prior to 1971

HISTORY

**NORM FIELDGATE
TROPHY**

**(OUTSTANDING DEFENSIVE
PLAYER)**

2012 -- J.C. Sherritt
2002 -- Elfrid Payton
2000 -- Terry Ray
1997 -- Willie Pless
1996 -- Willie Pless
1995 -- Willie Pless
1994 -- Willie Pless
1992 -- Willie Pless
1990 -- Stewart Hill
1989 -- Danny Bass
1988 -- Danny Bass
1982 -- James Parker
1981 -- Dan Kepley
1980 -- Dan Kepley
1978 -- Dave Fennell
1977 -- Dan Kepley

**JACKIE PARKER
TROPHY**

(OUTSTANDING ROOKIE)

2015 -- Derel Walker
2014 -- Dexter McCoil
2011 -- J.C. Sherritt
1995 -- Shalon Baker
1987 -- Stanley Blair
1984 -- Stewart Hill
1979 -- Brian Kelly

**DEMARCO-BECKET
TROPHY**

**(OUTSTANDING OFFENSIVE
LINEMAN)**

2002 -- Bruce Beaton
1989 -- Rod Connop
1980 -- Mike Wilson
1979 -- Mike Wilson
1975 -- Charlie Turner
*1970 -- Greg Pipes
*1967 -- John LaGrone
*1959 -- Art Walker
*1957 -- Art Walker

* -- Awarded to the outstanding
lineman prior to 1974

**EDDIE JAMES TROPHY
(LEADING RUSHER)**

2002 -- John Avery (1448 yards)
1993 -- Damon Allen (920 yards)
1990 -- Tracy Ham (1,096 yards)
1989 -- Reggie Taylor (1,503 yards)
1979 -- Jim Germany (1,324 yards)
1973 -- Roy Bell (1,455 yards)
1959 -- Johnny Bright (1,340 yards)
1958 -- Johnny Bright (1,722 yards)
1957 -- Johnny Bright (1,679 yards)
1956 -- Normie Kwong (1,437 yards)
1955 -- Normie Kwong (1,250 yards)
1953 -- Billy Vessels (926 yards)
1951 -- Normie Kwong (933 yards)



WALL OF HONOUR

1922-2022



FRANK ANDERSON | 1985

Nicknamed "Guts", Anderson spent six seasons with Edmonton from 1952-1957. The Oklahoma native was a five-time All-Star in the era of two-way players and he helped Edmonton to three consecutive Grey Cup victories in 1954, '55 and '56. Frank Anderson was inducted posthumously to the Wall of Honour in 1985.



DANNY BASS | 1992

A product of Michigan State, Danny Bass entered the CFL in 1980 with Toronto. The following season he was traded to Calgary where he played for two seasons, but it was with Edmonton from 1984 - 1991 that he enjoyed his greatest success. A six-time CFL All-Star and a Western All-Star eight times, Danny won the Schenley Most Outstanding Defensive Player in 1989. Bass played in three Grey Cups (1986, '87, '90) and was on Edmonton's 1987 championship team. Danny's name was enshrined on the Wall of Honour in 1992 and he entered the Canadian Football Hall of Fame in 2000.



JOHNNY BRIGHT | 1983

This powerful fullback gained 10,909 yards in 13 CFL seasons with Calgary and Edmonton. He was top rusher in the West four times, a Western All-Star six times and the Most Outstanding Player in the CFL in 1959. Bright rushed for 1,200 or more yards in five straight seasons and ran for 71 touchdowns. He helped lead the Green and Gold to three consecutive Grey Cup victories in 1954, 1955 and 1956.



HUGH CAMPBELL | 1990 (contributor)

Campbell coached the EE to five consecutive Grey Cup championships, from 1978 to 1982. His 0.729 winning percentage is the best in CFL history. He received the Annis Stukus Trophy as Coach of the Year in 1979. After three years coaching in the United States Football League and National Football League in the mid-80s, he returned to the Eskimos as general manager. In 1997, he became president and CEO, a post he held until his retirement in 2006.

HISTORY



TOMMY JOE COFFEY | 1988

Seven times an All-Canadian All-Star, four times an Eastern All-Star and three times a Western All-Star, Tommy Joe played both receiver and kicker and finished with 10,320 yards on pass receptions and 971 points. He was the West Division's leading scorer in 1962. After two seasons (1959-'60) with Edmonton, Tommy Joe left football in 1961 but returned to star for Edmonton (1962-1966), Hamilton (1967-72) and Toronto (1973) before retiring in 1973. Elected to the Canadian Football Hall of Fame in 1977, Tommy Joe joined the Wall of Honour in 1988.




ROD CONNOP | 2005

Arguably one of the CFL's most durable and hard-nosed players, Connop enjoyed a 16-year career, playing in six Grey Cups and winning three times ('82, '87, '93). He was an eight-time Western All-Star (once as a North Division selection) and a six-time CFL All-Star. He was named the Most Outstanding Offensive Lineman in the West Division in 1989. Connop put together a string of 210 consecutive games beginning in 1983 and ending with his retirement after the 1997 season. Rod remains the all-time team leader in games played with 274. He was inducted into the CFL Hall of Fame in 2005.



DAVE CUTLER | 1986

Dave played for Edmonton for his entire 16-year career (1969-'84). The native of Biggar, Saskatchewan hit 464 field goals, 627 converts and 218 singles for 2,237 points - now second on the Edmonton list for career points. His 59-yard field goal in 1970 stands third on the CFL's all-time list. Dave played on six Edmonton Grey Cup winning teams (1975, 1978-'82) and was a Western All-Star in 1977, 1978 and 1980 and an All-Canadian in 1977 and 1978. He was the West Division's Top Scorer eight times. Dave joined the Wall of Honour in 1986 and was inducted into the Canadian Football Hall of Fame in 1998.



RON ESTAY | 2010

A six-time Grey Cup champion, Estay was one of the club's greatest defensive players. Known as "Swampdog", the Louisiana State product got his start in the CFL with BC in 1972 and was traded to Edmonton mid-way through the following season. He was instrumental in helping the Green and Gold to an appearance in the 1973 Grey Cup against Ottawa, the first of nine Grey Cups that Estay would play in. The Raceland, LA, native would become a mainstay on Edmonton's famed "Alberta Crude" defence that was so dominant through the 1970's and early 80's. In 1974, Estay tied a CFL record with five sacks in a game. He was inducted into the Canadian Football Hall of Fame in 2003.



DAVE FENNEL | 1984

"Doctor Death" was a stalwart on the Edmonton Defensive Line from 1974 to 1983 and a major part of Edmonton's five straight Grey Cup winning teams. He was the Defensive Star of the 1978 Grey Cup and the Defensive and Canadian Star of the 1982 Grey Cup. Dave was a CFL and Western All-Star at defensive tackle from 1977 to 1981 and the CFL's Most Outstanding Defensive Player in 1978. He won the Most Outstanding Canadian Award in 1979 and was Runner-up in 1980. Dave Fennell entered the CFL Hall of Fame in 1990 and his name was added to the Wall of Honour in 1984.



SEAN FLEMING | 2011

The team's first pick in the 1992 CFL Draft, Fleming played soccer and baseball growing up in Burnaby, B.C., before finding his way onto the football field in high school. At the University of Wyoming, Fleming set numerous career and season records and was inducted into the school's Hall of Fame. Over 16 seasons (1992-2007) in the CFL with the EE, Fleming won three Grey Cups (1993, 2003, 2005) and was named the Grey Cup's Most Outstanding Canadian in 1993. He is the club's all-time scoring leader (2571) and second for games played (268). After retirement, Fleming remained an active member of the Edmonton community, raising over 1.5 million dollars for diabetes research through his annual golf tournament.



JIM GERMANY | 2022

Germany rumbled to 5,730 career rushing yards during his eight-year CFL career – all with the Green and Gold. Germany's name dots the EE record book, including his franchise record 18 rushing touchdowns during the 1981 season. A product of New Mexico State, Germany authored three 1,000-yard seasons during his standout career (1977, 1979, 1980). His legendary status with the club was cemented during the 1982 season. After suffering a leg injury in pre-season, Germany returned to the lineup with the EE sitting with a record of 3-5. He would help power 10 consecutive victories as the team's leading rusher that season (480 yards and 7 TDs), helping the EE claim a remarkable fifth consecutive Grey Cup.



DON GETTY | 1992

An intelligent, versatile player, Getty played ten seasons as quarterback for the team (1955-65). Getty quarterbacked the University of Western Ontario to the Eastern Collegiate Union Championship in 1954 and '55. Getty joined Edmonton in 1955 and helped lead them to Grey Cup wins in 1955 and '56. In 1959, Getty was named Outstanding Canadian in the Western Canada Football League and was runner up for the Schenley Award as the CFL's Outstanding Player. Following his playing career, Getty entered politics in 1967 as a member of Alberta's Legislative Assembly. In 1985, he was elected leader of the Alberta Progressive Conservatives and led the party to election. Getty served as Alberta's premier from 1985-1992.



BRYAN HALL | 1990 (contributor)

For 40 seasons until 2009, Hall handled play-by-play on EE radio broadcasts. His voice provided soundtrack to many signature moments in club history, including the Green and Gold's historic run of five consecutive Grey Cup championships between 1978 and 1982.

Hall was enshrined in the Canadian Football of Fame as part of the class of 1989. The media centre at Commonwealth Stadium is named in Hall's honour.



JOE HEALY | 2001 (contributor)

A business leader and community-minded Edmontonian with a passion for sports, Healy served many years as an EE board member and a tenure as team president. In 1950 Healy's family established Healy Motors, which became Healy Ford in 1955 where he worked for more than 40 years until selling the company in 1996.




LARRY HIGHBAUGH | 1996

Highbaugh had the numbers to back up the talk during his 13-year CFL career. Highbaugh came to Edmonton in '72 and would stay until his retirement in 1983. A four-time Western All-Star and a three-time CFL All-Star, he played in nine Grey Cups, winning six. His 2,190 yards on punt returns includes Edmonton's all-time longest return of 116 yards against Winnipeg in 1975. Highbaugh's 4,189 yards on kick-off returns includes the club's all-time longest return of 118 yards and the second longest of 109 and he's the only player in club history with three kick-off returns for touchdowns. He also caught 80 passes for 1,364 yards and 14 TDs. Highbaugh was inducted into the CFL Hall of Fame in 2004.



JIM HOLE | 2001 (contributor)

A lifelong resident of Edmonton, Hole served as president of the EE Football Club in 1973 and 1974, during which time the Green and Gold made back-to-back Grey Cup appearances. Hole was a graduate of the University of Alberta where he played both hockey and football for the Golden Bears. His love of sport, transitioned into his professional career where he also served as President of the Canadian Football League, Chairman of the Edmonton Oilers and was a member of the NHL Board of Governors.



JOE HOLLIMAN | 2022

A dynamic member of the five-in-a-row Grey Cup championship teams, Joe Hollimon was a spark for the EE on both defence and special teams. The Arkansas native holds three franchise records, most notably the most interception returns for a touchdown (7). A three-time Western all-star and 1978 CFL All-Star, Hollimon played 136 career games with the Green and Gold, finishing his career with 36 career interceptions. Nine of those interceptions came in 1982 when Hollimon and the Double E rallied from a 3-5 start to the regular season to emerge as Grey Cup champions in the 70th edition of the big game.



ED JONES | 2022

A key part of Edmonton's run to five consecutive Grey Cups from 1978 to 1982, Jones was a three-time CFL All-Star during his eight seasons in Green and Gold between 1976 and 1983. A ninth-round draft pick of the Dallas Cowboys in 1975, Jones made his NFL debut later that year with the Buffalo Bills. Jones played 12 games for the Bills in 1975, registering three interceptions. He began his CFL career with the Double E in 1976, evolving into one of the best defenders in the CFL. His seminal game in Green and Gold came September 7, 1980, when he recorded three interceptions, including two for touchdowns against the Hamilton Tiger-Cats. Both feats are tied for first in the EE record book.



BRIAN KELLY | 1989

Affectionately known as "Howdy Doody", the 5'9" Kelly was an exceptionally intelligent receiver during his nine-year career (1979-'87). Kelly caught 575 passes for a then CFL record 11,169 yards and scored 586 points. His 97 career touchdowns are currently tied for sixth on the CFL's all-time list. A six-time CFL All-Star, Kelly was the CFL's Most Outstanding Rookie in 1979 and the West Division's Most Outstanding Player in 1987. Kelly was elected to the Canadian Football Hall of Fame in 1991.



DANNY KEPLEY | 1987

Danny and teammate Dave Fennell were Edmonton's marquee defensive players during the team's golden era. From his middle linebacker position, Danny helped lead the Green and Gold to five straight Grey Cup titles from 1978 to 1982. He was named to both the Western and CFL All-Star teams for five consecutive years (1977-81) and was a three-time winner of the Schenley Award as the CFL's top defensive player in 1977, 1980 and 1981. Danny was inducted to the Wall of Honour in 1987 and joined the Canadian Football Hall of Fame in 1996.



NORM KIMBALL | 1990 (contributor)

Kimball's contribution to the Edmonton football scene started when he coached junior football in that city. His affiliation with the Green and Gold began in 1961 when he became their minor football coordinator. In 1964 Kimball was named the team's general manager and the Green and Gold flourished under his guidance. He was part of six Grey Cup victories during his tenure as GM, in 1975 and 1978 through 1982.



OSCAR KRUGER | 1992

An Edmonton native, Oscar played one season of junior football with the Edmonton Wildcats in 1953 before making the jump to Edmonton's CFL team in 1954. He played 12 seasons at safety and ended his career with 46 interceptions and 16 fumble recoveries. A former provincial boxing champion, Oscar earned a law degree from the University of Alberta while playing for Edmonton. A four-time West Division All-Star in 1957, '58, '61 and '62, Kruger was named the team's Top Canadian in 1963. He retired in 1965. Oscar's name was added to the Wall of Honour in 1992.



NORMIE KWONG | 1983

"The China Clipper" played 13 seasons with Calgary and Edmonton. Twice voted the CFL's Outstanding Canadian in 1955 and 1956, he finished his glorious career with 9,022 rushing yards and 78 touchdowns. He was the West Division's leading rusher three times and earned four Western All-Star nominations. Teamed with Johnny Bright, Kwong gave the Green and Gold a dynamic backfield that helped lead to three consecutive Grey Cup wins (1954-56). In 1969, he was inducted into the CFL Hall of Fame.



JOHN LAGRONE | 1988

If one player can be credited with turning around the fortunes of a franchise, John LaGrone is that player. Arriving in 1967, John was a quiet leader who let his on-field play do the talking. During his eight seasons (1967-1974) with the team, John won the Schenley Award in 1969 as Top Lineman and was a two-time CFL All-Star and six-time West Division All-Star. He played in two Grey Cups (1973 -'74) and retired prior to the 1975 season.



GEORGE MCGOWAN | 1985

A standout at Kansas University, McGowan signed with Edmonton in 1971 and would enjoy eight record-setting seasons with the Green and Gold. Winner of the Schenley Award in 1973, McGowan caught 81 passes for 1,123 yards and 9 touchdowns. In 1975, he posted 98 receptions for 1,472 yards and 8 touchdowns. He is tied for fifth on the CFL's all-time list for most catches in a regular season game with 15 receptions for 249 yards. A three-time CFL All-Star and West Division All-Star (1973, '75, '76), McGowan appeared in five Grey Cup games in eight seasons and won twice (1975, '78). In 1985, McGowan joined the Canadian Football Hall of Fame in 2003.



ROLLIE MILES | 1983

During his 11 outstanding seasons with the Green and Gold (1951-1961), Miles was voted a Western All-Star eight times as a running back, defensive back and linebacker. In 1954, he was a first team All-Star halfback on both offense and defense. Miles played in five Grey Cups and was on the winning side three times. He was elected to the Canadian Football Hall of Fame in 1980.



WES MONTGOMERY | 2005 (contributor)

A popular Edmonton radio personality for more than 40 years, Montgomery was the long-time host of the Green and Gold's annual dinner and the CFL Coach of the Year event which was held in Edmonton for 41 years. Montgomery's voice was heard by countless Green and Gold fans as he served as both the in-stadium PA announcer and provided play-by-play on EE radio broadcasts for a three-year stint in the early 1990s.



WARREN MOON | 2001

Moon spent his entire CFL career with Edmonton, from 1978 to 1983, appearing in six consecutive Grey Cup games and winning five in a row from 1978 to 1982. In his final CFL season, Moon won the Schenley Award and was named both a CFL All-Star and Western All-Star. He led the CFL in 1983 with 380 completions of 664 attempts for 5,648 yards and 31 touchdowns. The Los Angeles native starred at the University of Washington and was the 1978 Rose Bowl MVP. Moon would go on to great success in the NFL with Houston, Minnesota, Seattle and Kansas City and he retired in 2000 as the most prolific passer in pro football history. Moon was elected to the Canadian Football Hall of Fame in 2001.



CHRIS MORRIS | 2008

A first-round draft pick (8th overall) by Edmonton in the 1992 CFL Draft, Morris starred at the University of Toronto. He cracked the veteran laden line-up and was in the starting line-up for the opening game of the '92 season. He would keep that job for the next 14 years, playing a key role in Edmonton's Grey Cup titles in 1993, 2003 and 2005.




FRANK MORRIS | 1984

As a hardnosed guard and defensive tackle, Morris played on two teams, Toronto and Edmonton, that put together three consecutive Grey Cup victories. Following his illustrious playing career, Morris distinguished himself as the club's Director of Player Development from 1973 to 1988 and celebrated six more Grey Cup wins including the Five-in-a-Row dynasty of the late 1970's and early '80's. Frank was inducted into the Canadian Football Hall of Fame in 1983.



ROGER NELSON | 1987

Nelson is one of the most consistent offensive tackles ever to play in the Canadian Football League. He is a four-time Western All-Star and won the Schenley as Most Outstanding Lineman in 1959. He played 13 seasons for Edmonton between 1954 and 1967. Inducted into the Canadian Football Hall of Fame in 1985.



JACKIE PARKER | 1983

"The Fast Freight from Mississippi State" or "Ole Spaghetti Legs" starred as quarterback, halfback, and defensive back for Edmonton from 1954 to 1962, the Argos from 1963 to 1965 and B.C. Lions from 1966 to 1968. He played on three Grey Cup winners with Edmonton, won the Schenley Award three times, was an All-Star for eight straight years and he scored 750 points, including 88 rushing touchdowns and 75 passing touchdowns. Jackie's dramatic 84-yard TD run in the 1954 Grey Cup game remains one of pro sports most memorable plays. Parker is a member of Canada's Sports Hall of Fame, and was inducted into the Canadian Football Hall of Fame in 1971.



WILLIE PLESS | 2004

One of Edmonton's most outstanding defensive players, Pless was a punishing force at linebacker for eight seasons and 142 games with the club. Beginning his career with Toronto in 1986, Pless was an 11-time CFL All-Star and earned an unprecedented five CFL Most Outstanding Defensive Player awards. Pless became the 23rd player added to the Wall of Honour in 2004 and was inducted into the CFL Hall of Fame in 2005. He remains the CFL leader in tackles with 1,241 and playoff tackles with 88.



HECTOR POTHIER | 2014

Pothier played his entire 12-year Canadian Football League career with Edmonton between 1978 and 1989 as an offensive lineman. He was named a CFL All Star in 1981 and a Western Division All Star in 1981, 1987, 1988 and 1989. Pothier won six Grey Cup championships with the Green and Gold, including five-in-a-row between 1978 and 1982 and again in 1987. In 1988, he was awarded the league's Tom Pate Memorial Award for his outstanding service in the community. Currently, he serves as secretary for the Alumni Association and is a former president. Born in St. Catherine's, Ont., Pothier retired with the Green and Gold and has resided in Edmonton since. He is a principal in the Edmonton Public School system.



RICKY RAY | 2019

Ray played 16 seasons in the CFL with Edmonton (2002-12) and Toronto (2012-18). He is one of only four quarterbacks in CFL history to throw for over 60,000 yards and is the all-time passing leader in Edmonton (40,531 yards) and Toronto (20,205 yards). He led the league in passing yards four times, in completions five times and in touchdown passes once. Ray finished fourth all-time in passing yards (60,736), fifth in passing touchdowns (324), and ranks first in completion percentage (68.2). Ray holds the record for Grey Cup wins as a starting quarterback with four. He was named MVP of the 2005 Grey Cup and is second all-time with 1,512 passing yards in Grey Cup games. Ray was elected in the CFL Hall of Fame in 2022.



TOM SCOTT | 1993

Scott entered the CFL with Winnipeg and was named the CFL's Most Outstanding Rookie in 1973. He was traded to Edmonton in 1978 and would spend six productive seasons at slotback with the Green and Gold. Scott played a key role in the five-in-a-row dynasty teams. He finished his career with 649 receptions for 10,320 yards and 88 touchdowns. He was an All-Canadian in 1977, 1978, 1980, 1982 and 1983 and the West Division's Most Outstanding Player in 1982. Scott was inducted into the Canadian Football Hall of Fame in 1998.



WALTER SPRAGUE | 1991 (contributor)

Sprague was an original member of the "Nervous Nine" board of directors that was formed in 1964 to help save the franchise. The board, which comprised leading Edmonton citizens and businesspeople including Hugh McColl, Jack Baker, Tommy Fox, Sam Leiberman, George Smithson, Dr. Cooper Johnstone, Duncan Marshall and Jack Agrios, guaranteed their personal money to ensure the team's success. They also created a \$100-a-plate dinner that has evolved into the annual Elks Dinner. Sprague also served a tenure as team president.



BILL STEVENSON | 2014

Stevenson played 14 seasons for Edmonton between 1975 and 1988. He began his career on the defensive line as a member of the formidable front four known as the "Alberta Crude" and later switched to the offensive line where he would spend most of his career. A three-time Western Division All Star (1978, 1979, 1981) and a two-time CFL All Star (1978, 1981), he won a record seven Grey Cup championships with the Green and Gold in 1975, 1978-82 and 1987.




BOB TURNER | 2011 (contributor)

Turner served as chairman and director of the EE Football Club, as well as director and security of three Grey Cups. He was also director of the Edmonton Space and Science Foundation, vice-chair of the Alberta Heritage Foundation for Science and Engineering Research (Alberta Ingenuity), and board advisor to the Edmonton Economics Development Corporation.



TOM WILKINSON | 1982

A three-time CFL All-Star through 15 seasons, "Wilkie" never missed a game in his 10 years (1972-1981). He won five Grey Cups with the EE and played in eight Grey Cup games. In 1974, he was named the CFL's Outstanding Player. Wilkinson was the first inductee to the EE Wall of Honour. In 1981, he was inducted to the Canadian Football Hall of Fame. Following his playing career, Wilkinson coached the University of Alberta Golden Bears football program.



HENRY "GIZMO" WILLIAMS | 2002

The greatest kick returner in CFL history, Henry "Gizmo" Williams played 14 seasons with Green and Gold, leaving behind a legacy of records that will likely never be broken. He is the all-time leader for most punt-return yards and touchdowns in a career, season, and game. He is also the CFL's all-time leader in kickoff return yards with 7,354. Williams worked tirelessly in the community throughout his career and in 1999 was honoured with the team's Community Services Award. He was inducted into the CFL Hall of Fame in 2006.



LARRY WRUCK | 2011

Wruck played 12 seasons (1985-1996) with the Green and Gold and is sixth on the team's all-time list in regular season games played with 213 and second on the club's all-time list with 646 defensive tackles. Over his career, Wruck won two Grey Cups (1987 and 1993), was Edmonton's nominee for Most Outstanding Canadian five times, and was twice the runner-up for the CFL's Most Outstanding Canadian.



EDMONTON ELKS IN THE HALL OF FAME

NAME		YEAR
Ricky Ray	Player	2022
Don Wilson	Player	2021
Hank Ilesic	Player	2018
Derrell "Mookie" Mitchell	Player	2016
Leroy Blugh	Player	2015
Neil Lumsden	Player	2014
Bryan Fryer	Player	2013
Damon Allen	Player	2012
Don Matthews	Builder	2011
Gino Fracas	Builder	2011
Terry Vaughn	Player	2011
Danny McManus	Player	2011
Joe Montford	Player	2011
Elfrid Payton	Player	2010
Tracy Ham	Player	2010
Rudolph "Rudy" Phillips	Player	2009
Mike Pringle	Player	2008
Darren Flutie	Player	2007
Pierre Vercheval	Player	2007
Henry "Gizmo" Williams	Player	2006
Matt Dunigan	Player	2006
Rod Connop	Player	2005
Willie Pless	Player	2005
Larry Highbaugh	Player	2004
Cal Murphy	Builder	2004
Dan Yochum	Player	2004
Ron Estay	Player	2003

NAME		YEAR
George McGowan	Player	2003
Warren Moon	Player	2001
James Parker	Player	2001
Danny Bass	Player	2000
Hugh Campbell	Builder	2000
Tom Scott	Player	1998
Dave Cutler	Player	1998
Dan Kepley	Player	1996
Brian Kelly	Player	1991
Norm Kimball	Builder	1991
Dave Fennell	Player	1990
Eagle Keys	Builder	1990
Tom Wilkinson	Player	1987
Roger Nelson	Player	1985
Bill Zock	Player	1984
Frank Morris	Player	1983
Eric Wilwyn (Eck) Duggan	Player	1981
Rollie Miles	Player	1980
Tommy Joe Coffey	Player	1977
Annis Stukus	Builder	1974
M.I. (Moe) Lieberman	Builder	1973
Jackie Parker	Player	1971
Johnny Bright	Player	1970
Ken Montgomery	Builder	1970
Normie Kwong	Player	1969
Joseph B. Ryan	Builder	1968





EDMONTON ELKS

ALL-TIME CFL ALL-STARS SELECTIONS

2022

Jake Ceresna -- DT
 2019
 Almondo Sewell -- DT
 2018
 D'haquille Williams -- R
 2017
 Mike Reilly -- QB
 Matt O'Donnell -- G
 Brandon Zylstra -- R
 Almondo Sewell -- DT
 Kenny Ladler - LB
 2016
 Adarius Bowman -- R
 Almondo Sewell -- DT
 Derel Walker -- R
 2015
 Adarius Bowman -- R
 Aaron Grymes -- DB
 John Ojo -- CB
 Almondo Sewell -- DT
 Derel Walker -- R
 2014
 Adarius Bowman -- R
 Dexter McCoil -- LB
 Simeon Rottier -- G
 Almondo Sewell -- DT
 Patrick Watkins -- CB
 John White -- RB
 Odell Willis -- DE
 2013
 Almondo Sewell -- DT
 Fred Stamps -- R
 2012
 Joe Burnett -- CB
 J.C. Sherritt -- LB
 Fred Stamps -- R
 2011
 Jerome Messam -- RB
 Fred Stamps -- R
 2010
 Chris Thompson -- DB
 2009X
 Fred Stamps -- WR
 2008
 Jason Goss -- DB
 2006
 Ricky Ray -- QB
 Jason Tucker -- SB
 2005
 Jason Tucker -- SB
 2004
 Sean Fleming -- K
 Malcolm Frank -- DB
 Jason Tucker -- WR
 2003
 Bruce Beaton -- T
 Donny Brady -- DB
 Ed Hervey -- RB
 Mike Pringle -- RB

2002

John Avery -- RB
 Sean Fleming -- K
 Elfrid Payton -- DE
 Jason Tucker -- WR
 Terry Vaughn -- SB
 2001
 Bruce Beaton -- T
 Ed Hervey - SB
 Terry Ray -- LB
 Terry Vaughn -- SB
 2000
 Bruce Beaton -- T
 Terry Ray -- LB
 1999
 Leo Groenewegen - G
 1998
 Willie Pless -- LB
 1997
 Darren Flutie -- SB
 Willie Pless -- LB
 Kavis Reed -- CB
 Glenn Rogers -- DHB
 1996
 Eddie Brown -- WR
 Trent Brown -- S
 Darren Flutie -- SB
 Bennie Goods -- DT
 Leo Groenewegen -- OG
 Malvin Hunter -- DE
 Willie Pless -- LB
 Glenn Rogers -- DHB
 1995
 Bennie Goods -- DT
 Willie Pless -- LB
 Glenn Rogers, Jr. -- DHB
 1994
 Bennie Goods -- DT
 Robert Holland -- DHB
 Willie Pless -- LB
 Henry Williams -- ST
 1993
 Willie Pless -- LB
 Henry Williams -- ST
 Don Wilson -- DHB
 1992
 Rod Connop -- C
 Blake Marshall -- FB
 Willie Pless -- LB
 Jim Sandusky -- WR
 Pierre Vercheval -- OG
 Henry Williams -- ST
 1991
 Rod Connop -- C
 Blake Marshall -- FB
 Willie Pless -- LB
 Brett Williams -- DT
 Henry Williams -- ST
 1990
 Danny Bass -- LB
 Rod Connop -- C
 Craig Ellis -- SB

Stewart Hill -- LB
 Blake Marshall -- FB
 1989
 Danny Bass -- LB
 Stanley Blair -- CB
 Rod Connop -- C
 Craig Ellis -- SB
 Tracy Ham -- QB
 Stewart Hill -- DE
 Tony Hunter -- ST
 Enis Jackson -- DHB
 Reggie Taylor -- RB
 Don Wilson -- DHB
 1988
 Danny Bass -- LB
 Stanley Blair -- CB
 Brett Williams -- DT
 1987
 Rod Connop -- C
 Brian Kelly -- WR
 Henry Williams -- ST
 1986
 Danny Bass -- LB
 Leo Blanchard -- OG
 Rudy Phillips -- OT
 1985
 Matt Dunigan -- QB
 1984
 Laurent DesLauriers -- S
 Stewart Hill -- LB
 Brian Kelly -- WR
 1983
 Leo Blanchard -- OG
 Brian Kelly -- WR
 Warren Moon -- QB
 Tom Scott -- SB
 1982
 Tom Scott -- SB
 James Parker -- LB
 1981
 David Boone -- DE
 Dave Fennell -- DT
 Jim Germany -- RB
 Hank Ilesic -- P
 Ed Jones -- DHB
 Brian Kelly -- WR
 Dan Kepley -- LB
 James Parker -- LB
 Hector Pothier -- OT
 Bill Stevenson -- OT
 1980
 Greg Butler -- DHB
 Ron Estay -- DE
 Dave Fennell -- DT
 Hank Ilesic -- P
 Ed Jones -- DHB
 Brian Kelly -- WR
 Dan Kepley -- LB
 Dale Potter -- LB
 Tom Scott -- SB
 Mike Wilson -- OT

1979

Greg Butler -- DHB
 Dave Fennell -- DT
 Hank Ilesic -- P
 Ed Jones -- DHB
 Brian Kelly -- WR
 Dan Kepley -- LB
 Dan Kepley -- LB
 Waddell Smith -- WR
 Tom Wilkinson -- QB
 Mike Wilson -- OT
 1978
 Greg Butler -- DHB
 Dave Cutler -- K
 Dave Fennell -- DT
 Joe Hollimon -- CB
 Hank Ilesic -- P
 Dan Kepley -- LB
 Tom Scott -- SB
 Bill Stevenson -- OG
 Tom Wilkinson -- QB
 1977
 Dave Cutler -- K
 Ron Estay -- DE
 Dave Fennell -- DT
 Larry Highbaugh -- CB
 Dan Kepley -- LB
 Pete Lavorato -- S
 1976
 George McGowan -- WR
 1975
 Willie Martin -- OG
 George McGowan -- WR
 Charlie Turner -- OT
 1974
 Roy Bell -- RB
 Larry Highbaugh -- CB
 Charlie Turner -- OT
 Larry Watkins -- OT
 Tom Wilkinson -- QB
 1973
 Roy Bell -- RB
 Larry Highbaugh -- CB
 George McGowan -- WR
 Charlie Turner -- OT
 1972
 Dave Gasser -- LB
 1971
 Dick Dupuis -- DHB
 1970
 Greg Pipes -- DT
 John Wydareny --DB
 1969
 John LaGrone -- DT
 John Wydareny -- DB
 1968
 John LaGrone -- DT
 1967
 E.A. Sims -- DE
 Jim Thomas -- RB

1966

Tommy Joe Coffey -- WR
 Jim Thomas -- RB
 E.A. Sims -- DE
 1965
 Tommy Joe Coffey -- WR
 1964
 Tommy Joe Coffey -- WR
 1962
 Tommy Joe Coffey -- WR

EDMONTON ELKS

ALL-TIME WESTERN/NORTHERN

ALL-STAR SELECTIONS

2022

Jake Ceresna -- DT
Kenny Lawler -- R

2019

Greg Ellingson -- RR
Matt O'Donnell -- OG
Almondo Sewell -- DT
Mike Moore -- DT
Larry Dean -- LB

2018

D'haquille Williams -- RR
Dereh Walker - R

2017

Mike Reilly -- QB
Matt O'Donnell -- G
Brandon Zylstra -- R
Almondo Sewell -- DT
Kenny Ladler - LB

2016

Adarius Bowman - R
Almondo Sewell - DT
Justin Sorensen - C
Dereh Walker - R

2015

Adarius Bowman - R
Aaron Grymes - DB
Dexter McCoil - LB
John Ojo - CB
Almondo Sewell - DT
Dereh Walker - R

2014

Adarius Bowman - R
Deon Lacey - ST
Dexter McCoil - LB
Mike Reilly - QB
Simeon Rottier - G

2013

Almondo Sewell -- DT
Fred Stamps - R
2012
Donovan Alexander - S
Joe Burnett - CB
Ted Laurent - DT
Almondo Sewell - DT
J.C. Sherritt - LB
Fred Stamps - R

2011

Rod Davis - LB
Marcus Howard - DE
Jerome Messam - RB
Fred Stamps - R
Rod Williams - CB
Greg Wojt - G

2010

Fred Stamps - WR
Chris Thompson - DB

2009

Calvin Armstrong - T
Dario Romero - DL
Fred Stamps - WR
2008

Jason Goss - DB
Patrick Kabongo - G
Kamau Peterson - WR
Dario Romero - DL
2006

Don Comiskey - G
Jason Tucker - SB
Ricky Ray - QB
2005

Donny Brady - DB
Malcolm Frank - DB
Jason Tucker - SB
2004

Sean Fleming - K/P
Malcolm Frank - DB
Jason Tucker - WR
2003

Bruce Beaton - T
Donny Brady - DHB
Don Comiskey - G
Sean Fleming - G
Shannon Garrett - DHB
Ed Hervey - WR

Mike Pringle - RB
Terry Vaughn - SB
2002

John Avery - RB
Bruce Beaton - T
Sean Fleming - K/P
Elfrid Payton - DE
John White - RB
Jason Tucker - WR
Terry Vaughn - SB
2001

Bruce Beaton - T
Sean Fleming - K/P
Shannon Garrett - DHB
Ed Hervey - WR
Jason Maas - QB
Doug Petersen - DT
Terry Ray - LB
Terry Vaughn - SB
2000

Bruce Beaton - T
Leo Groenewegen - C
Terry Ray - LB
Ralph Staten - DHB
Terry Vaughn - SB
1999

Leo Groenewegen - G
Doug Petersen - DT
Terry Ray - LB

Val St. Germain - G

Terry Vaughn - SB
1998

Bruce Beaton - G
Leroy Blugh - DE
Malvin Hunter - DE
Willie Pless - LB
1997

Trent Brown - S
Darren Flutie - SB
Bennie Goods - DT
Leo Groenewegen - G
Malvin Hunter - DE
Willie Pless - LB
Thomas Rayam - OT
Kavis Reed - CB
Glenn Rogers - DHB
Henry Williams - ST
1996

Leroy Blugh - DE
Eddie Brown - WR
Trent Brown - S
Rod Connop - C
Darren Flutie - SB
Bennie Goods - DT
Leo Groenewegen - G
Malvin Hunter - DE
Willie Pless - LB
Glenn Rogers - DHB
1995

Rod Connop - C
Bennie Goods - DT
Willie Pless - LB
Glenn Rogers - DHB
Michael Soles - FB
1994

Blake Dermott - OT
Bennie Goods - DT
Robert Holland - DHB
Willie Pless - LB
Henry Williams - ST
1993

Bennie Goods - DE
Glenn Harper - P
Willie Pless - LB
Glenn Rogers Jr. - DHB
Henry Williams - ST
Don Wilson - DHB
1992

Rod Connop - C
Blake Marshall - FB
Willie Pless - LB
Jim Sandusky - WR
Pierre Vercheval - G
Henry Williams - ST
1991

Rod Connop - C
Enis Jackson - DHB
Blake Marshall - FB

Willie Pless - LB

Jim Sandusky - WR
Eddie Thomas - CB
Brett Williams - DT
Henry Williams - ST
1990

Danny Bass - MLB
Rod Connop - C
Blake Dermott - OT
Craig Ellis - SB
Andre Francis - CB
Tracy Ham - QB
Stewart Hill - DE
Enis Jackson - DHB
Reggie Taylor - RB
Brett Williams - DT
Larry Wruck - OLB
1989

Danny Bass - MLB
Stanley Blair - CB
Rod Connop - C
Blake Dermott - OT
Craig Ellis - SB
Andre Francis - CB
Tracy Ham - QB
Stewart Hill - DE
Enis Jackson - DHB
Reggie Taylor - RB
Brett Williams - DT
Larry Wruck - LB
1988

Danny Bass - MLB
Jerry Kauric - P
Hector Pothier - OT
Brett Williams - DT
Henry Williams - ST
Don Wilson - S
1987

Danny Bass - MLB
Rod Connop - C
Brian Kelly - WR
Hector Pothier - OT
Henry Williams - ST
1986

Danny Bass - LB
Leo Blanchard - G
Tom Dixon - K/P
Stewart Hill - DE
Rudy Phillips - OT
1985

Danny Bass - MLB
Leo Blanchard - G
Tom Dixon - P
Matt Dunigan - QB

1984

Leo Blanchard - G
Laurent DesLauriers - DB
Stewart Hill - LB
Brian Kelly - WR
1983

Leo Blanchard - G
Brian Kelly - WR
Warren Moon - QB
James Parker - LB
Tom Scott - SB
1982

Leo Blanchard - G
Joe Hollimon - DB
James Parker - LB
Tom Scott - SB
1981

David Boone - DE
Dave Fennell - DT
Jim Germany - RB
Hank Ilesic - P
Ed Jones - DHB
Brian Kelly - WR
Dan Kepley - MLB
James Parker - LB
Hector Pothier - OT
Bill Stevenson - OT
1980

Greg Butler - DHB
Dave Cutler - K
Ron Estay - DE
Dave Fennell - DT
Hank Ilesic - P
Ed Jones - DHB
Brian Kelly - WR
Dan Kepley - MLB
Dale Potter - LB
Tom Scott - SB
Tom Towns - LB
Mike Wilson - OT
1979

David Boone - DE
Greg Butler - DHB
Dave Fennell - DT
Jim Germany - RB
Hank Ilesic - P
Ed Jones - DHB
Brian Kelly - WR
Dan Kepley - MLB
Dale Potter - LB
Tom Scott - SB
Tom Towns - LB
Mike Wilson - OT
1978

David Boone - DE
Greg Butler - DHB
Dave Fennell - DT
Jim Germany - RB
Hank Ilesic - P
Ed Jones - DHB
Brian Kelly - WR
Dan Kepley - MLB
Dale Potter - LB
Tom Scott - SB
Tom Towns - LB
Mike Wilson - OT
1977

David Boone - DE
Greg Butler - DHB
Dave Fennell - DT
Jim Germany - RB
Hank Ilesic - P
Ed Jones - DHB
Brian Kelly - WR
Dan Kepley - MLB
Dale Potter - LB
Tom Scott - SB
Tom Towns - LB
Mike Wilson - OT
1976

David Boone - DE
Greg Butler - DHB
Dave Fennell - DT
Jim Germany - RB
Hank Ilesic - P
Ed Jones - DHB
Brian Kelly - WR
Dan Kepley - MLB
Dale Potter - LB
Tom Scott - SB
Tom Towns - LB
Mike Wilson - OT
1975

David Boone - DE
Greg Butler - DHB
Dave Fennell - DT
Jim Germany - RB
Hank Ilesic - P
Ed Jones - DHB
Brian Kelly - WR
Dan Kepley - MLB
Dale Potter - LB
Tom Scott - SB
Tom Towns - LB
Mike Wilson - OT
1974

David Boone - DE
Greg Butler - DHB
Dave Fennell - DT
Jim Germany - RB
Hank Ilesic - P
Ed Jones - DHB
Brian Kelly - WR
Dan Kepley - MLB
Dale Potter - LB
Tom Scott - SB
Tom Towns - LB
Mike Wilson - OT
1973

David Boone - DE
Greg Butler - DHB
Dave Fennell - DT
Jim Germany - RB
Hank Ilesic - P
Ed Jones - DHB
Brian Kelly - WR
Dan Kepley - MLB
Dale Potter - LB
Tom Scott - SB
Tom Towns - LB
Mike Wilson - OT
1972

David Boone - DE
Greg Butler - DHB
Dave Fennell - DT
Jim Germany - RB
Hank Ilesic - P
Ed Jones - DHB
Brian Kelly - WR
Dan Kepley - MLB
Dale Potter - LB
Tom Scott - SB
Tom Towns - LB
Mike Wilson - OT
1971

David Boone - DE
Greg Butler - DHB
Dave Fennell - DT
Jim Germany - RB
Hank Ilesic - P
Ed Jones - DHB
Brian Kelly - WR
Dan Kepley - MLB
Dale Potter - LB
Tom Scott - SB
Tom Towns - LB
Mike Wilson - OT
1970

David Boone - DE
Greg Butler - DHB
Dave Fennell - DT
Jim Germany - RB
Hank Ilesic - P
Ed Jones - DHB
Brian Kelly - WR
Dan Kepley - MLB
Dale Potter - LB
Tom Scott - SB
Tom Towns - LB
Mike Wilson - OT
1969



ALL-TIME WESTERN/NORTHERN ALL-STAR SELECTIONS CON'T

Dave Fennell - DE
 Joe Hollimon - DHB
 Hank Ilesic - P
 Ed Jones - DHB
 Dan Kepley - MLB
 Tom Scott - SB
 Bill Stevenson - G
 Tom Towns - LB
 Tom Wilkinson - QB
 1977
 David Boone - DE
 Dave Cutler - K
 Ron Estay - DE
 Dave Fennell - DT
 Larry Highbaugh - DHB
 Dan Kepley - MLB
 Pete Lavorato - DHB
 Charlie Turner - OT
 1976
 Joe Hollimon - DHB
 George McGowan - WR
 1975
 Larry Highbaugh - DHB
 Willie Martin - G
 George McGowan - WR
 Charlie Turner - OT
 Tyrone Walls - TE
 1974
 Roy Bell - RB
 Larry Highbaugh - DHB
 Charlie Turner - OT
 Tyrone Walls - TE
 Larry Watkins - OT
 Tom Wilkinson - QB
 1973
 Roy Bell - RB
 Sam Britts - LB
 Ron Estay - DE
 Larry Highbaugh - DHB
 Bob Howes - C
 John LaGrone - DT
 George McGowan - WR
 Charlie Turner - OT
 1972
 Dick Dupuis - DHB
 Dave Gasser - LB
 John LaGrone - DT
 Charlie Turner - OT
 Tyrone Walls - TE
 Larry Watkins - G
 1971
 Dick Dupuis - DHB
 Dave Gasser - LB
 John LaGrone - DT
 1970
 Mike Eben - F
 Ron Forwick - DE
 Dave Gasser - LB
 Joe Hernandez - DHB
 Greg Pipes - DT
 John Wydareny - DHB

1969
 John LaGrone - DT
 John Wydareny - DHB
 1968
 John LaGrone - DT
 1967
 Joe Hernandez - DHB
 John LaGrone - DT
 Jim Thomas - RB
 John Wydareny - DHB
 1966
 Bill Redell - DHB
 E.A. Sims - DE
 Jim Thomas - RB
 1965
 Tommy Joe Coffey - OE
 E.A. Sims - DE
 Jim Thomas - RB
 1964
 Tommy Joe Coffey - OE
 1962
 Tommy Joe Coffey - OE
 Oscar Kruger - DHB
 1961
 Johnny Bright - FB
 Mike Kmech - G
 scar Kruger - DHB
 Jackie Parker - QB
 1960
 Johnny Bright - FB
 Ed Gray - DE
 Roger Nelson - OT
 Jackie Parker - QB
 Bill Smith - DHB
 1959
 Johnny Bright - FB
 Al Ecuyer - MLB
 Ed Gray - DE
 Rollie Miles - LB
 Roger Nelson - OT
 Jackie Parker - OHB
 Art Walker - DT
 1958
 Johnny Bright - FB
 Oscar Kruger - S
 Rollie Miles - LB
 Roger Nelson - OT
 Jackie Parker - QB
 Ted Tully - LB
 Art Walker - DE
 1957
 Frank Anderson - DE
 Johnny Bright - FB
 Oscar Kruger - S
 Roger Nelson - OT
 Jackie Parker - OHB
 Ted Tully - LB
 Art Walker - MG
 1956
 Frank Anderson - DE
 Normie Kwong - FB
 Earl Lindley - LB

Rollie Miles - DHB
 Jackie Parker - QB
 Ted Tully - LB
 1955
 Frank Anderson - DT
 Rupe Andrews - S
 Kurt Burris - LB/C
 Normie Kwong - FB
 Dale Meinert - OT/DT
 Rollie Miles - DHB
 Jackie Parker - QB
 Ted Tully - LB
 Art Walker - G
 1954
 Frank Anderson - DE
 Eagle Keys - C
 Rollie Miles - OHB/DHB
 Jackie Parker - OHB
 1953
 Frank Anderson - DE
 Claude Arnold - QB
 Eagle Keys - C
 Oscar Kruger - DHB
 Leon Manley - OT
 Rollie Miles - OHB
 Jim Quandamatteo - G
 Billy Vessels - OHB
 Ray Willsey - DHB
 1952
 Joe Aguirre - E
 Claude Arnold - QB
 Mario DeMarco - G
 Frank Filchock - QB
 Eagle Keys - C
 Normie Kwong - OHB
 Rollie Miles - HB
 Rollin Prather - OE
 1951
 Mario DeMarco - G
 Mike King - FB
 Normie Kwong - OHB
 Rollie Miles - HB
 Bob Paffrath - FW
 Rollin Prather - OE
 Jim Quandamatteo - G
 Chuck Quilter - T
 1950
 Morris Bailey - E
 Lindy Berry - QB
 Don Durno - T
 Mike King - FB
 Bob Paffrath - HB
 Rollin Prather - OE
 Jim Quandamatteo - G
 1949
 Chuck Fenenboch - HB
 1939
 Gordon Gelhaye - T
 Russ Wile - OG
 1938
 Eddie O'Brien - E

HISTORY

DAVID BOONE AWARD

THE DAVID BOONE AWARD WAS CREATED IN 2005 IN MEMORY OF THE LEGENDARY ELKS DEFENSIVE LINE-MAN, THREE-TIME WEST DIVISION ALL-STAR AND CFL ALL-STAR WHO SPENT COUNTLESS HOURS HELPING THE LESS FORTUNATE. THE HONOUR IS AWARDED ANNUALLY TO THE ELKS' PLAYER WHO BEST DISPLAYS THE CHARACTERISTICS ON THE FIELD AND IN THE COMMUNITY THAT BOONE STOOD FOR.

2005	Jason Maas
2006	Ed Hervey
2007	Dan Comiskey
2008	Patrick Kabongo
2009	Patrick Kabongo
2010	Graeme Bell
2011	Aaron Fiacconi
2012	Mathieu Bertrand
2013	Grant Shaw
2014	Calvin McCarty
2015	Ryan King
2016	Grant Shaw
2017	Adarius Bowman
2018	Ryan King
2019	Matt O'Donnell
2021	Matt O'Donnell
2022	Manny Arceneaux



EDMONTON ELKS

ALL TIME DRAFT

YEAR	ROUND	OVERALL	NAME	SCHOOL	POSITION
1956	1	9	WAUGH, BOBBY	TORONTO	OL
1956	2	18	FORD, EARL	TORONTO	OL
1956	3	27	GEARD, FRANK	QUEEN'S	HB
1956	4	34	MARTIN, PETE	MCMASTER	OL
1957	1	9	MCINTYRE, DAVID	TORONTO	OL
1957	2	14	MALK, PETER	TORONTO	HB
1957	2	18	DESIMONE, LIVIO	MCGILL	OL
1957	3	26	COPLAND, PETER	TORONTO	OL
1957	3	32	WONG, AL	TORONTO	HB
1958	1	9	TATTLE, JOHN	TORONTO	HB
1958	2	18	MILLER, BILL	TORONTO	OL
1958	3	24	JOHNSTON, RAY	WESTERN ONTARIO	OL
1958	4	29	HALVERSON, BILL	QUEEN'S	OL
1959	1	7	PORTER, JULIAN	TORONTO	OL
1959	2	16	DESLISLE, RON	QUEEN'S	OL
1959	3	21	ASTON, BRIAN	TORONTO	QB
1961	2	6	BARRIE, WALLIE	MCGILL	LB
1963	1	3	HOWLETT, PETE	LOYOLA	FB
1963	2	11	ENDLEY, FRED	QUEEN'S	LB
1963	3	20	KOSTIN, MIKE	LOYOLA	QB
1963	4	29	SMITH, GARY	ALBERTA	QB
1963	5	38	MILLIKEN, JOHN	BISHOP'S	QB
1963	6	44	MARTINIUK, ED	ALBERTA	OL
1963	7	50	BOLLAN, MAYNARD	ALBERTA	OL
1964	1	1	MITCHELSON, BARRY	WESTERN ONTARIO	REC
1964	2	10	THOMSON, TOM	UBC	WR
1964	3	19	FISHER, JIM	TORONTO	OL
1964	4	28	BUDDS, RAY	CARLETON	OL
1964	5	37	VAN VLIET, MAURY	ALBERTA	REC
1964	6	43	CICOTTE, BERNIE	OTTAWA	HB
1964	7	48	PUCHNIAK, JOHN	MANITOBA	HB
1964	8	52	GOWA, BILL	ALBERTA	REC
1965	2	12	STERNBERG, GERRY	TORONTO	HB
1965	3	20	ST. GEORGE, PAUL	LOYOLA	FB
1965	4	29	GREENWOOD, JIM	QUEEN'S	OL
1965	5	38	HEINBACKER, BILL	WATERLOO LUTHERAN	LB
1965	6	46	MCLAUGHLIN, CHARLES	UBC	DL
1966	1	1	TUREK, ED	WATERLOO LUTHERAN	HB
1966	2	10	BENNETT, BOB	ALBERTA	OL
1966	3	19	FROESE, ART	WESTERN ONTARIO	HB
1966	4	28	SEYMOUR, GARRY	REGINA	DE
1967	1	5	CAMPBELL, ROBERT	ALBERTA	HB
1967	3	23	MATHER, GIL	ALBERTA	HB
1968	1	4	PLANCKE, LARRY	QUEEN'S	WR
1968	2	13	DERSCH, DOUG	CALGARY	DE
1968	3	22	REINSON, JIM	CALGARY	OL
1968	4	31	LOBAY, GENE	ALBERTA	OL

TE - Territorial Exemption | SUP - Supplemental

* Western University formerly known as Western Ontario

**Wilfrid Laurier formerly known as Waterloo Lutheran

YEAR	ROUND	OVERALL	NAME	SCHOOL	POSITION
1969	1	4	CUTLER, DAVE	SIMON FRASER	LB
1969	2	13	MINER, NORM	CALGARY	DE
1969	3	22	DAUBNER, LUDWIG	ALBERTA	HB
1969	5	40	CRAIG, THERON	QUEEN'S	LB
1970	1	3	TIMUSK, EVALD	WATERLOO LUTHERAN	OL
1970	2	12	HENSHALL, JIM	WESTERN ONTARIO	DB
1970	3	21	HENDERSHOT, PAUL	WATERLOO LUTHERAN	DB
1970	4	30	LINDROS, CARL	WESTERN ONTARIO	REC
1970	5	39	MCINTYRE, DON	QUEEN'S	REC
1970	6	47	PROMOLI, FRED	GUELPH	REC
1970	7	55	HAWKES, CHRIS	SIMON FRASER	QB
1970	8	64	MCGREGOR, BOB	WATERLOO LUTHERAN	FB
1971	1	4	SMITH, MEL	ALBERTA	REC
1971	1	8	INNES, CAM	QUEEN'S	OL
1971	2	13	LETT, PAT	GUELPH	OL
1971	3	22	WOLKOWSKI, GENE	GUELPH	REC
1971	4	31	FLYNN, DICK	NEW BRUNSWICK	OL
1971	5	40	TALLAS, DON	ALBERTA	DB
1971	6	49	ROWE, BOB	CALGARY	LB
1971	7	58	BUCHAN, JACK	TORONTO	REC
1972	1	2	LAMBROSE, MIKE	QUEEN'S	LB
1972	3	20	COLWILL, GLEN	SIMON FRASER	RB
1972	4	29	BEECHEY, ROY	ALBERTA	WR
1972	5	38	ST. GEORGE, BARRY	OTTAWA	WR
1972	6	46	SYME, DAVE	SIMON FRASER	QB
1972	7	55	COUPLAND, BUD	CALGARY	WR
1972	8	63	SIMPSON, JERRY	DALHOUSIE	DB
1973	1	25	MCGILLIS, DAVE	CALGARY	HB
1973	1	27	ALLISON, WAYNE	WATERLOO LUTHERAN	QB
1973	3	40	SHERWOOD, BILL	OTTAWA	OL
1973	4	49	BLACKER, GERRY	WATERLOO LUTHERAN	RB
1973	5	58	SYRATUIK, DAN	MCMASTER	OL
1973	6	66	DUFFY, GARY	LA CROSSE STATE	QB
1973	7	74	JONES, BRIAN	ALBERTA	DE
1973	8	82	KEENE, DOUG	EASTERN MICHIGAN	RB
1973	9	89	CAMPBELL, DAVE	QUEEN'S	DB
1973	TE	6	WOROBEC, JOE	DRAKE	OL
1973	TE	7	ADAM, GARY	ALBERTA	DT
1973	TE	8	MCKAY, RICK	NORTH DAKOTA STATE	LB
1974	2	32	SHEMANCHUK, AL	ALBERTA	DT
1974	3	44	HEILAND, BRIAN	SIMON FRASER	T
1974	4	53	QUIGLEY, PETER	OTTAWA	RB
1974	5	62	ELLERT, RICH	MINOT STATE	WR
1974	6	71	LANG, STUART	QUEEN'S	WR
1974	7	80	FALKEID, NEIL	ALBERTA	OL
1974	8	89	PUGLIESE, TONY	ALBERTA	LB
1974	9	97	WALKER, BLAKE	SASKATCHEWAN	OL
1974	TE	5	FENNELL, DAVE	NORTH DAKOTA	DT
1974	TE	6	STEVENSON, BILL	DRAKE	DT
1975	2	29	MARTIN, JOHN	CARLETON	DE
1975	2	35	GILLIES, BOB	BISHOP'S	OL



YEAR	ROUND	OVERALL	NAME	SCHOOL	POSITION
1975	3	44	RUSH, CURT	WESTERN ONTARIO	WR
1975	4	53	LATTER, JOHN	BISHOP'S	OL
1975	5	62	FRASER, BARRIE	SASKATCHEWAN	QB
1975	6	70	KILAND, WARREN	HAWAII	OL
1975	6	71	LUCHKOW, BEN	ALBERTA	DE
1975	7	78	DOYLE, MARTY	CARLETON	OL
1975	7	79	ANDERSON, GREG	QUEEN'S	TE
1975	TE	5	LAVORATO, PETE	UTAH STATE	DB
1975	TE	6	TOWNS, TOM	ALBERTA	LB
1976	1	19	BERRYMAN, TIM	OTTAWA	LB
1976	1	21	MOFFAT, AL	OTTAWA	DT
1976	1	26	KUDABA, TOM	SIMON FRASER	OL
1976	1	27	MACPHERSON, IAN	OTTAWA	DE
1976	2	33	ANDRYJOWICZ, STEVE	TORONTO	RB
1976	2	36	UPTON, ERIC	OTTAWA	OL
1976	3	45	PENNER, DARRELL	QUEEN'S	DB
1976	4	54	SCARBOROUGH, RICK	WESTERN ONTARIO	RB
1976	5	63	ACKLEY, MARK	TORONTO	WR
1976	6	72	KEMP, JIM	SASKATCHEWAN	OL
1976	7	81	NELMS, ROB	CARLETON	DT
1976	TE	4	FRYER, BRIAN	ALBERTA	WR
1976	TE	5	BAUER, WALTER	DRAKE	TE
1977	1	24	CAMERON, BOB	ACADIA	QB
1977	1	25	CHAD, TOM	SASKATCHEWAN	DB
1977	2	33	BRESCACIN, J.P.	NORTH DAKOTA	TE
1977	3	42	BEATON, DAVE	SIMON FRASER	DT
1977	4	51	CLARK, RAY	SIMON FRASER	DB
1977	5	60	SANDRE, LARRY	WINDSOR	WR
1977	6	69	DUNCAN, JAMES	QUEEN'S	RB
1977	7	78	WARBICK, MIKE	WILFRID LAURIER**	WR
1977	8	87	GULLEKSON, DALE	ALBERTA	RB
1977	9	96	ALEXOV, LUBOMIR	TORONTO	DE
1977	TE	5	LYSKIEWICZ, LEON	ALBERTA	DT
1977	TE	6	SALLOUM, DAVE	ALBERTA	OL
1978	1	26	DUNDAS, RICK	WHITWORTH	LB
1978	2	35	BELLAMY, RICK	WILFRID LAURIER**	OL
1978	3	42	PALMER, GERRY	CARLETON	DB
1978	3	44	WATSON, PAUL	WASHINGTON STATE	K
1978	4	53	HOLE, JIM	ALBERTA	OL
1978	5	62	FOGGO, RICHARD	CALGARY	DB
1978	6	71	COFLIN, MARK	ALBERTA	OL
1978	7	80	ZACHARKO, DAVE	ALBERTA	LB
1978	8	89	MCHARG, WES	ALBERTA	DB
1978	TE	5	POPLAWSKI, JOE	ALBERTA	WR
1978	TE	6	WILLOX, DAVE	ALBERTA	DE
1979	1	27	BROWN, DANIEL	CALGARY	TE
1979	2	36	DAVIES, CHRIS	UBC	TE
1979	3	45	ROBERTS, DAVE	QUEEN'S	LB
1979	4	54	SHIER, BLAIR	BISHOP'S	OL
1979	5	63	SIMPSON, GARY	CARLETON	DB
1979	6	72	COLAK, BOB	WINDSOR	LB

YEAR	ROUND	OVERALL	NAME	SCHOOL	POSITION
1979	7	81	SHUGART, PAUL	QUEEN'S	TE
1979	TE	6	CYNCAR, MARCO	ALBERTA	DB
1979	TE	7	O'CONNOR, KERRY	ALBERTA	RB
1980	1	27	FRANCIS, ROSS	QUEEN'S	DE
1980	2	30	DONALDSON, DERRY	TULANE	RB
1980	2	36	KEARNS, DAN	SIMON FRASER	DE
1980	3	45	GATAVECKAS, ED	ACADIA	LB
1980	4	54	BRIDGEMAN, BOB	WINDSOR	DT
1980	5	63	SHERIDAN, FRANCIS	QUEEN'S	OL
1980	6	72	DIPPOLITO, RICHARD	WESTERN ONTARIO	DB
1980	7	80	DIPPOLITO, ANTHONY	MCMASTER	DE
1980	TE	6	TOTH, PAT	ALBERTA	DB
1980	TE	7	GETTY, DALE	WEBER STATE	DB
1981	1	27	LOGAN, ROB	WATERLOO	DE
1981	2	36	REID, MIKE	OTTAWA	OL
1981	3	45	ESSERY, SCOTT	WINDSOR	TE
1981	4	54	LAMMER, RON	ALBERTA	DL
1981	5	63	LAWRENCE, ROBIN	ALBERTA	DB
1981	6	72	WISHARTS, WYATT	CONCORDIA	DB
1981	7	81	MALLENDER, CRAIG	WINDSOR	RT
1981	TE	7	KEHOE, SEAN	ALBERTA	RB
1981	TE	8	BORGER, JOSHUA	CALGARY	WR
1982	1	27	CONNOP, ROD	WILFRID LAURIER**	OL
1982	2	28	DOERING, HARRY	GUELPH	DE
1982	2	36	DEBRUEYS, MARK	WESTERN ONTARIO	TE
1982	3	45	JANIUK, PETER	YORK	OL
1982	4	54	SAUVE, DAVID	HARVARD	DE
1982	5	63	QUARREL, BARRY	WILFRID LAURIER**	DB
1982	6	72	PAULITSCH, RICK	ALBERTA	RB
1982	TE	6	BOLZON, NEREO	ALBERTA	LB
1982	TE	7	ESHENKO, PETER	ALBERTA	WR
1982	TE	8	MARSHALL, GREG	WESTERN ONTARIO	FB
1983	1	13	VANDEN BOS, PETER	UBC	OL
1983	1	18	LAWSON, TONY	MCGILL	DE
1983	2	25	KINNEY, DALE	ST. FRANCIS XAVIER	DE
1983	2	27	MCANDREWS, STEVE	ALBERTA	LB
1983	3	36	MAKOS, RICK	TORONTO	OL
1983	4	45	HALL, STEVE	GUELPH	WR
1983	5	54	PHILIP, JERRY	YORK	DB
1983	6	63	HICKIE, PAUL	SASKATCHEWAN	K
1983	7	72	REINICH, GORD	ALBERTA	WR
1983	8	81	CRAWFORD, JAIMIE	ALBERTA	QB
1983	TE	3	DERMOTT, BLAKE	ALBERTA	TE
1984	1	15	ROBINSON, MIKE	UTAH STATE	LB
1984	1	16	SKINNER, CHRIS	BISHOP'S	RB
1984	1	17	MANDARICH, JOHN	KENT STATE	OL
1984	2	23	CHAPMAN, KURT	SIMON FRASER	OL
1984	2	24	SHADRACH, DAVID	SIMON FRASER	DB
1984	3	33	GODRY, JOHN	GUELPH	RB
1984	4	42	RUNGE, DAN	GUELPH	TE
1984	5	51	MOHR, LARRY	QUEEN'S	FB



YEAR	ROUND	OVERALL	NAME	SCHOOL	POSITION
1984	6	60	CHISOTTI, GIO	ALBERTA	DB
1984	7	69	CLARK, BRAD	ALBERTA	WR
1984	8	78	TREFTLIN, JEFF	MCMMASTER	DB
1984	TE	3	BOLSTAD, GORDON	ALBERTA	WR
1985	1	5	EMSKY, PETER	WASHINGTON STATE	OL
1985	3	23	HORVATH, MARK	MCMMASTER	DB
1985	3	25	PASSARETTI, RENZO	ST. MARY'S	LB
1985	4	32	GRILLI, CLORINDO	MCMMASTER	RB
1985	5	41	RICHARDS, TOM	ALBERTA	RB
1985	6	50	RIEMER, HAROLD	ALBERTA	OL
1985	7	59	STARKE, BILL	WESTERN ONTARIO	WR
1985	8	68	DONALD, DANA	ALBERTA	DB
1985	9	77	MCLEAN, MIKE	ALBERTA	LB
1986	1	6	COFLIN, JOHN	SIMON FRASER	OL
1986	2	15	VOLPE, JEFF	GUELPH	DB
1986	2	17	SCHMIDT, BLAINE	GUELPH	DE
1986	3	24	MCCORMACK, GREG	SIMON FRASER	DL
1986	4	33	PAULS, MICHAEL	SIMON FRASER	RB
1986	5	42	STEPHAN, ANDREW	ALBERTA	OL
1986	6	51	MOUNZER, DALE	ALBERTA	DL
1986	7	60	BUNDY, STUART	WESTERN KENTUCKY	OL
1986	8	69	TELIDETSKI, GERALD	ALBERTA	LB
1987	1	2	MARSHALL, BLAKE	WESTERN ONTARIO	FB
1987	1	3	STORME, TODD	UTAH STATE	OL
1987	2	17	VERCHEVAL, PIERRE	WESTERN ONTARIO	OL
1987	3	20	BRATHWAITE, DAVID	TORONTO	DL
1987	3	26	NORMAN, MARK	UBC	DB
1987	4	35	FUNTASZ, JEFF	ALBERTA	RB
1987	5	44	SPRIEL, TIM	WESTERN ONTARIO	TE
1987	6	53	SKUSE, DARRELL	GUELPH	RB
1987	7	62	SPOLETINI, TONY	CALGARY	RB
1987	8	71	HOPPUS, KEN	WHITWORTH	OL
1988	1	8	FORDE, BRIAN	WASHINGTON STATE	LB
1988	2	16	VINCIC, BRANKO	EASTERN MICHIGAN	DE
1988	3	24	NYTE, GREG	SIMON FRASER	DB
1988	4	32	MIDDLETON, TODD	DICKINSON STATE	LB
1988	5	40	KRATZER, GREG	DICKINSON STATE	WR
1988	6	48	AINGE, TERRY	UBC	HB
1988	7	56	KASOWSKI, STEPHEN	ALBERTA	K
1988	8	64	FERGUSON, NEIL	ALBERTA	DB
1989	1	5	SOLES, MICHAEL	MC GILL	RB
1989	1	7	BLUGH, LEROY	BISHOP'S	LB
1989	2	13	BECKLES, RANDY	CALGARY	WR
1989	3	21	SCHUMANN, DEREK	BISHOP'S	DB
1989	4	29	OLSACHER, LOUIS	ST. MARY'S	OL
1989	5	37	KORTE, BRENT	ALBERTA	DE
1989	6	45	DAVIDSON, ROB	TORONTO	DT
1989	7	53	HILDEBRAND, MIKE	CALGARY	DB
1989	8	61	MCDONALD, BRUCE	UBC	DB
1990	1	1	MILLINGTON, SEAN	SIMON FRASER	RB
1990	1	6	CHRISTIE, STEVE	WILLIAM & MARY	K

YEAR	ROUND	OVERALL	NAME	SCHOOL	POSITION
1990	2	14	MACDONALD, BOB	MCMMASTER	OL
1990	3	22	TRUMBLE, LANCE	MCMMASTER	FB
1990	4	30	STEEVES, GORDON	MANITOBA	DB
1990	5	38	GAERTNER, JORDAN	SASKATCHEWAN	DB
1990	6	46	PORTER, CHRIS	WINDSOR	RB
1990	7	54	KATSUBE, MAKI	ST. FRANCIS XAVIER	WR
1990	8	62	WEBERT, RON	WASHINGTON STATE	K
1991	1	3	MURPHY, DAN	ACADIA	DB
1991	2	15	MASOTTI, CHRISTIAN	MCGILL	WR
1991	3	23	DAVIS, JOHN	WESTERN ONTARIO	DB
1991	4	25	WALKER, GORDON	MANITOBA	DB
1991	4	30	HERMAN, RON	QUEEN'S	OL
1991	4	31	BROSSEAU, CAM	EASTERN ILLINOIS	LB
1991	5	39	PURCELL, MIKE	CALGARY	DL
1991	6	47	HOULDER, MARK	YORK	LB
1991	7	55	HERGET, TODD	BRIGHAM YOUNG	LB
1991	8	63	GARDNER, JAMES	SIMON FRASER	WR
1992	1	6	FLEMING, SEAN	WYOMING	K
1992	1	8	MORRIS, CHRIS	TORONTO	OL
1992	2	14	MARTIN, ERROLL	UTAH	K
1992	3	18	TAYLOR, SIMON	CONCORDIA	OL
1992	4	26	CHORNEY, TERRIS	NEBRASKA	OL
1992	4	30	ELSAGHIR, MOHAMMED	CALGARY	WR
1992	5	38	BOYER, DARREN	ILLINOIS	RB
1992	6	46	DORN, BRUCE	MANITOBA	DB
1992	7	54	JONGEJAN, GRANT	ALBERTA	LB
1992	8	62	WOODWARD, TODD	IDAHO STATE	LB
1993	1	4	O'SHEA, MICHAEL	GUELPH	LB
1993	2	11	STUCKE, BRENT	WILFRID LAURIER**	WR
1993	3	19	FREDERICK, ALBERT	LIVINGSTON	LB
1993	4	27	MCKENZIE, SCOTT	ALBERTA	K
1993	5	35	CUTLER, JOHN	ALBERTA	K
1993	6	43	TOBERT, MARC	ALBERTA	WR
1993	7	51	BENOIT, JEFF	MANSFIELD	RB
1994	1	13	WESSLING, ROB	GUELPH	OL
1994	2	21	MCNERNEY, PAT	WEBER STATE	TE
1994	3	29	FRIDD, DARRYL	ALBERTA	DL
1994	4	36	ZACHARIAS, BRAD	ACADIA	RB
1994	5	43	DAY, STEPHEN	ALBERTA	LB
1995	1	13	LAWSON, MARK	WESTERN ONTARIO	LB
1995	2	21	SHOLDICE, DEREK	NORTHERN ILLINOIS	OL
1995	3	28	BUNTING, BLAKE	EVANGEL COLLEGE	TE
1995	4	36	ALGAJER, KEVIN	ALBERTA	LB
1995	5	44	DALLISON, STEVE	ALBERTA	DL
1995	6	52	BEAK, STEWART	WESTERN ONTARIO	TE
1995	TE	5	EL MASHTOUB, HITCHEM	ARIZONA	OL
1996	1	1	BLAIR, DON	CALGARY	WR
1996	1	7	ARRINDELL, DUANE	NORTHERN ILLINOIS	OL
1996	2	16	HAMILTON, JAYSON	ALBERTA	RB
1996	3	25	NAPASTUK, SHELDON	IOWA STATE	DT
1996	4	34	CUNNINGHAM, MURRAY	ALBERTA	DL



YEAR	ROUND	OVERALL	NAME	SCHOOL	POSITION
1996	5	43	SAUL, JOE	SASKATCHEWAN	DE
1996	6	51	PARK, DARCY	ALBERTA	FB
1996	7	60	SHWETZ, TROY	JAMESTOWN COLLEGE	DB
1997	1	3	FRANKLIN, IAN	WEBER STATE	DB
1997	1	8	FARRAWAY, MARK	ST. FRANCIS XAVIER	DL
1997	2	16	DENIS, PATRICE	WESTERN ONTARIO	LB
1997	4	32	HEASMAN, DAVID	NORTHERN ARIZONA	OL
1997	5	40	SANTIAGO, O.J.	KENT STATE	TE
1997	6	47	HARDY, CHRIS	MANITOBA	QB
1998	1	5	GIRARD, PHILLIPPE	MOUNT ALLISON	DB
1998	2	11	CHAHINE, SAMIR	MCGILL	OL
1998	3	17	DEIBERT, SCOTT	MINOT STATE	RB
1998	4	25	EVRAIRE, CHRIS	OTTAWA	WR
1998	5	33	COOPER, JAMES	UBC	OL
1998	6	40	KOSSACK, ADAM	HASTINGS COLLEGE	OL
1999	1	4	BOLLERS, TREVOR	IOWA	FB
1999	2	9	WILLIAMS, AARON	INDIANA	DE
1999	3	20	LAPOINTE, ERIC	MOUNT ALLISON	RB
1999	4	28	WALKER, BRENT	MARYLAND	WR
1999	5	35	CLARKSON, FRANTZ	MANITOBA	DB
1999	6	43	BOWEN, ORLANDO	NORTHERN ILLINOIS	DE
2000	1	3	BAKKER, TIM	WESTERN ONTARIO	OL
2000	2	9	HARROD, ROB	OTTAWA	WR
2000	2	10	CARR, CRAIG	MANITOBA	RB
2000	3	17	HUDSON, GEORGE	NEW MEXICO STATE	OL
2000	5	33	VICKERS, ROB	WILFRID LAURIER	OL
2000	6	41	DOSSOUS, YVES	KENT STATE	LB
2001	1	5	CHEVRIER, RANDY	MCGILL	DT
2001	2	13	BURKE, FABIAN	TOLEDO	DB
2001	3	21	CARSON, GLENN	SASKATCHEWAN	OL
2001	5	37	PETIT, GUILLAUME	ALBERTA	DL
2001	6	45	WRIGHT, WILLIAM	BISHOP'S	DB
2002	3	24	DIEDRICK, DAHRRAN	NEBRASKA	RB
2002	5	42	JARRETT, OLANZO	TOLEDO	DE
2002	6	51	DUBIELLAK, ANDREW	UNLV	WR
2003	1	4	CASSEUS, EMMANUEL	MICHIGAN	LB
2003	1	8	SPENCER, RANDY	WEBER STATE	DT
2003	2	10	AIDOO, KOJO	MCMMASTER	FB
2003	3	20	WHITEHOUSE, DOUNIA	CHARLESTON SOUTHERN	DB
2003	3	26	BONAVENTURA, JOSEPH	ST. MARY'S	LB
2003	4	34	RAM, LARRY	FLORIDA A&M	OL
2003	6	52	ORMEJUSTE, DIDIER	TOLEDO	DL
2004	1	9	SANGHERA, AMARPREET	UBC	OL
2004	2	10	LEZI, GILLES	NORTHWESTERN	FB
2004	2	17	MCLANE, RHETT	SASKATCHEWAN	OL
2004	3	26	NOWACKI, ANDREW	MURRAY STATE	WR
2004	4	35	REMPPEL, CHAD	SASKATCHEWAN	WR
2004	5	44	GAGNON, MARTIN	LAVAL	DB
2004	6	53	THORNE, DAVID	MOUNT ALLISON	OL
2005	3	22	O'NEILL, TIM	CALGARY	OL
2005	4	31	POSTERARO, ANTHONY	GRACELAND	K

YEAR	ROUND	OVERALL	NAME	SCHOOL	POSITION
2005	5	40	LEBLANC, ROBERT	MCGILL	WR
2006	1	1	BRAIDWOOD, ADAM	WASHINGTON STATE	DE
2006	2	17	NUGENT, JASON	RUTGERS	DB
2006	3	21	MUNDLE, DWAYNE	WEST VIRGINIA	LB
2006	3	25	WILLIAMS, MIKE	BOISE STATE	DE
2006	4	26	BROWN, ANDREW	LAFAYETTE COLLEGE	LB
2006	4	34	ABRAHAM, JEAN-PHILIPPE	LAVAL	LB
2006	5	42	BISAILLON, NICOLAS	LAVAL	RB
2006	6	50	LONGCHAMPS, GREIG	MONTREAL	OL
2007	1	2	KEAN, WARREN	CONCORDIA	K
2007	2	10	NEDD, JASON	AKRON	DB
2007	4	26	JEAN-LOUIS, MICHAEL	LAVAL	DT
2007	4	27	MCCARTY, CALVIN	WESTERN WASHINGTON	RB
2008	2	11	WOJT, GREG	CENTRAL MICHIGAN	OL
2008	3	19	ST. PIERRE, TIM	ST. MARY'S	FB
2008	3	23	COOPER, JUSTIN	MANITOBA	DE
2008	4	25	OKPRO, SAMMY	CONCORDIA	DB
2008	4	26	HOOD, JONATHAN	ST. FRANCIS XAVIER	DB
2008	5	34	LUCIANI, DANTE	WILFRID LAURIER	WR
2009	2	11	HINSE, GORDON	ALBERTA	OL
2009	2	12	STERLING, DEE	QUEEN'S	DT
2009	3	20	BONAVENTURA, ANDREA	CALGARY	LB
2009	5	36	LEE, ERIC	WEBER STATE	RB
2009	6	44	KOSEC, JASON	WESTERN ONTARIO	LB
2010	1	6	BULCKE, BRIAN	STANFORD	DT
2010	2	12	BORHOT, SALEEM	ST. MARY'S	DB
2010	5	35	FERGUSON, SCOTT	ST. CLOUD STATE	OL
2010	6	43	SHARUN, CORBIN	ST. FRANCIS XAVIER	LB
2011	1	2	MITCHELL, SCOTT	RICE	OL
2011	1	5	COEHOORN, NATHAN	CALGARY	WR
2011	2	14	LOPEZ, HUGO	TORONTO	DB
2011	6	46	PIERRE, YOUSSEY	MONTREAL	WR
2011	SUP	N/A	LAURENT, TED	MISSISSIPPI	DL
2012	1	4	PASZTOR, AUSTIN	VIRGINIA	OL
2012	1	6	CHAMBERS, SHAMAWD	WILFRID LAURIER**	WR
2012	2	14	CAPICCIOTTI, JUSTIN	SIMON FRASER	DL
2012	5	36	HAZIME, HASAN	AKRON	DE
2012	5	38	KING, RYAN	ST. MARY'S	LB
2013	2	10	CHARLES, STEFAN	REGINA	DL
2013	3	24	NORRIS, KYLE	ST. MARY'S	LB
2013	3	26	MERCER, CHRISTOPHER	REGINA	OL
2013	4	31	HUS, JORGEN	REGINA	LB
2013	4	34	SERVAIS, TAYLOR	OTTAWA	OL
2013	6	51	NGOYI, ELIE	BISHOP'S	DE
2013	7	55	WRIGHT, SMITH	ALBERTA	FB
2014	1	6	BAILEY, DEVON	ST. FRANCIS XAVIER	WR
2014	2	15	MILTON, AARON	TORONTO	RB
2014	4	30	HARTMANN, RAYE	ST. FRANCIS XAVIER	DB
2014	6	48	MEDEIROS, ZACKARY	MONTREAL	K
2014	7	57	DADZIE, MICHAEL	REGINA	DL
2014	SUP	N/A	DUBUISSON, MIKE	WINDSOR	DB



YEAR	ROUND	OVERALL	NAME	SCHOOL	POSITION
2015	1	7	GROULX, DANNY	LAVAL	OL
2015	2	16	BEARD, DAVID	ALBERTA	OL
2015	3	25	KONAR, ADAM	CALGARY	LB
2015	4	34	JOHNSON, ANDREW	FT LEWIS COLLEGE	WR
2015	7	60	SMITH, BLAIR	ANGELO STATE	LB
2016	1	8	SMITH, TEVAUN	IOWA	WR
2016	2	17	COLQUHOUN, ARJEN	MICHIGAN STATE	DB
2016	5	44	WOODMAN, JOSH	WESTERN UNIVERSITY*	DB
2016	6	53	CORBY, DOUG	QUEEN'S	WR
2016	7	61	PARRISH, DOUG	WESTERN OREGON	LB
2016	8	70	LALAMA, DJ	MANITOBA	LB
2017	1	5	BEHAR, NATHANIEL	CARLETON	WR
2017	2	14	ROY, JEAN-SIMON	LAVAL	OL
2017	3	22	MULUMBA, CHRIS	MAINE	LB
2017	4	31	HOOVER, JORDAN	WATERLOO	DB
2017	5	40	SENIOR, JUSTIN	MISSISSIPPI STATE	OL
2017	5	41	BOATENG, KWAKU	WILFRID LAURIER	DL
2017	6	49	ASARE, KWABENA	CARLETON	OL
2017	8	67	MACKIE, MARK	MCMASTER	DL
2018	2	10	ONYEKA, GODFREY	WILFRID LAURIER**	DB
2018	3	24	BEAULIEU, JORDAN	WESTERN UNIVERSITY	DB
2018	4	32	GREEN, TANNER	CONCORDIA	RB
2018	5	40	KRAHN, CURTIS	CALGARY	OL
2018	6	48	TAYLOR, ALEX	WESTERN UNIVERSITY	RB
2018	7	53	MCMASTER, HARRY	WESTERN UNIVERSITY	WR
2018	7	57	BAGNELL, GABRIEL	ACADIA	DL
2018	8	65	ZERR, BLAIR	HUMBOLDT STATE	RB
2019	1	3	BETTS, MATHIEU	LAVAL	DL
2019	2	12	SAXELID, KYLE	UNLV	OL
2019	4	32	CENDER, PETER	GRAND VALLEY STATE	FB
2019	5	40	ROSS, SHAI	MANITOBA	WR
2019	5	41	MACHIBRODA, EVAN	SASKATCHWAN	DL
2019	6	50	HUTTER, SCOTT	WILFRID LAURIER**	DB
2019	7	59	KARL, HUNTER	CALGARY	WR
2019	8	68	BLAKE, ERIC	MCMASTER	DB
2020	1	4	JACK-KURDYLA, TOMAS	BUFFALO	OL
2020	2	13	PAE, ALAIN	OTTAWA	DL
2020	3	24	TYNE, MALIK	TOWSON UNIVERSITY	LB
2020	4	32	AKETEPE, OLUODOTUN	GUELPH	DB
2020	5	41	BROWN, DANTE	FORT HAYS STATE	K
2020	6	50	GANGAROSSA, CHRIS	WAGNER	OL
2020	7	57	SUMMACH, NICHOLAS	SASKATCHEWAN	OL
2020	7	59	SANDJONG, ROSSINI	YORK	DE
2020	8	68	RAPER, MITCH	CARLETON	RB
2021	1	5	NELSON, COLE	ALBERTA	DL
2021	2	14	MCDONALD, GRANT	CALGARY	LB
2021	3	23	GLOVER, DEONTE	SHEPHERD UNIVERSITY	RB
2021	4	32	JOHNSON, DOMINIC	BUFFALO	WR
2021	5	41	KOURTIS, PETER	SAINT MARY'S	OL
2021	6	50	CLARKE, KENAN	CORNELL	DB
2022	1	4	MAKONZO, ENOCK	COASTAL CAROLINA UNIVERSITY	LB

YEAR	ROUND	OVERALL	NAME	SCHOOL	POSITION
2022	1	8	FORD, TRE	WATERLOO	QB
2022	2	19	PLAMONDON, JACOB	CALGARY	DL
2022	3	21	BIEN-AIME, MARC	FRESNO STATE	OL
2022	3	28	ADJEY, PETER	QUEEN'S	LS
2022	4	30	COBB, GAVIN	MANITOBA	WR
2022	5	39	APPOLON, WESLY	TUSKEGEE UNIVERSITY	LB
2022	6	48	DOMINIQUE, JEREMIE	UNIVERSITY OF CHARLESTON	DB
2022	7	57	CIMANKINDA, JEAN-PAUL	OTTAWA	RB
2022	8	66	EDWARDS, NATE	MCMASTER	LB
2022	SUP	N/A	J-MIN PELLEY	CALGARY	DL
2023	1	2	BRODRIQUE, MICHAEL	MONTREAL	LB
2023	2	18	TAYLOR, JACOB	ALBERTA	LB
2023	3	20	GROHOVAC, PHILLIP	WESTERN UNIVERSITY	OL
2023	3	23	BURTON-KRAHN, LUKE	UBC	LS
2023	4	28	CURTIS, NOAH	KEISER UNIVERSITY	DL
2023	5	38	BEAULIEU, BERTRAND	MONTREAL	RB
2023	6	50	MASTERSON, SPENCER	GUELPH	OL
2023	7	56	LAGACE, BRUNO	MONTREAL	DB
2023	8	65	BEST, DEREK	WESTERN UNIVERSITY	RB

EDMONTON ELKS

GLOBAL DRAFT

YEAR	DRAFT	RD	OVR	NAME	SCHOOL	POSITION
2019	European	1	4	ROUYER, MAXIME	MCGILL	LB
2019	LFA	1	1	VIAMONTES, DIEGO	MAYS CDMX	WR
2019	LFA	2	10	LANDEROS, DANIEL CARRETE	DINOS SALTILLO	LB
2019	LFA	3	19	ROMERO, JOSE ALFONSIN	ARTILLEROS DE PUEBLA	DB
2021	Global	1	2	NIELSEN, STEVEN	EASTERN MICHIGAN	OL
2021	Global	2	17	AIOLUPOTEA-PEI, MISIONA	WASHINGTON STATE	DL
2021	Global	3	20	DEBALLIE, TIBO	TOWSON	DL
2021	Global	4	35	LEO, MATT	IOWA STATE	DE
2022	Global	1	9	GRIFFITHS, BEN	USC	P
2022	Global	2	17	GAGLIANONE, RAFAEL	WISCONSIN	P/K
2022	Global	3	20	WAITMAN, CORLISS	SOUTH ALABAMA	P
2023	Global	1	2	FAITHFULL, DEAN	CSU PUEBLO	K
2023	Global	2	11	ZIERER, KILIAN	AUBURN	OL



EDMONTON ELKS HEAD COACHES

1949-PRESENT

1949-51	ANNIS STUKUS
1952	FRANK FILCHOK
1953	DARRELL ROYAL
1954-57	FRANK "POP" IVY
1958	SAM LYLE
1959-63	EAGLE KEYS
1964-69	NEILL ARMSTRONG
1970-76	RAY JAUCH
1977-82	HUGH CAMPBELL
1983	PETE KETTELA
1983-87	JACKIE PARKER
1987-90	JOE FARAGALLI
1991-97	RON LANCASTER
1998	KAY STEPHENSON
1999-00	DON MATTHEWS
2001-04	TOM HIGGINS
2005-08	DANNY MACIOCIA
2009-10	RICHIE HALL
2011-13	KAVIS REED
2014-15	CHRIS JONES
2016-19	JASON MAAS
2020-21	SCOTT MILANOVICH
2021	JAIME ELIZONDO
2022-present	CHRIS JONES





ELKS COACHING RECORDS 1911-2022

	W	L	T	OTL	PCT
Ron Lancaster	83	43	0		0.659
Hugh Campbell	70	21	5		0.755
Ray Jauch	65	43	4		0.598
Frank Ivy	50	14	0		0.781
Joe Faragalli	46	24	0		0.657
Tom Higgins	44	28	0	1	0.618
Jason Maas	39	33	0		0.542
Jack Parker	38	27	1		0.583
Eagle Keys	38	40	2		0.488
Neill Armstrong	37	56	3		0.401
Danny Maciocia	33	38	1		0.465
Chris Jones	30	24	0		0.556
Kavis Reed	22	32	0		0.407
Deacon White	21	11	1		0.652
Annis Stukus	19	23	0		0.452
Don Matthews	16	20	0		0.444
Ritchie Hall	16	20	0		0.444
Darrell Royal	12	4	0		0.750
Frank Filchok	9	6	1		0.594
Sam Lyle	9	6	1		0.594
Kay Stephenson	9	9	0		0.500
Pete Kettela	4	4	0		0.500
Anold Wark	3	6	0		0.333
Jamie Elizondo	3	11	0		0.214
Bob Fritz	3	16	0		0.158
Robert Pearson	2	2	0		0.500
Cliff Shuttleworth	2	6	0		0.250
Scott Milonivich	0	0	0		-

MOST SEASONS

11	Deacon White 1910-13, 1919-24, 1930
7	Ray Jauch 1970-76
7	Ron Lancaster 1991-97
6	Neill Armstrong 1964-69
6	Hugh Campbell 1977-82
5	Eagle Keys 1959-63
4	Frank Ivy 1954-57
4	Joe Faragalli 1987-90
4	Tom Higgins 2001-2004
4	Danny Maciocia 2005-2008
4	Jason Maas 2016-2019

MOST WINS

83	Ron Lancaster
70	Hugh Campbell
65	Ray Jauch
50	Frank Ivy
46	Joe Faragalli
44	Tom Higgins
39	Jason Maas
38	Eagle Keys
38	Jack Parker
37	Neill Armstrong

BEST WINNING PCT

0.781	Frank Ivy
0.755	Hugh Campbell
0.750	Darrell Royal
0.659	Ron Lancaster
0.657	Joe Faragalli
0.652	Deacon White
0.618	Tom Higgins
0.598	Ray Jauch

MOST LOSSES

56	Neill Armstrong
43	Ron Lancaster
43	Ray Jauch
40	Eagle Keys
38	Danny Maciocia
33	Jason Maas
32	Kavis Reed
28	Tom Higgins
27	Jack Parker
24	Joe Faragalli
24	Chris Jones

MOST TIES

5	Hugh Campbell
4	Ray Jauch
3	Neill Armstrong
2	Eagle Keys

MOST PLAYOFF WINS

8	Frank Ivy
7	Eagle Keys
6	Deacon White
6	Hugh Campbell
6	Ron Lancaster
4	Annis Stukus
4	Ray Jauch

MOST PLAYOFF LOSSES

5	Ron Lancaster
4	Deacon White
4	Annis Stukus
4	Frank Ivy
4	Eagle Keys
3	Neill Armstrong
3	Jack Parker

MOST GREY CUP WINS

5	Hugh Campbell 1978, 79, 80, 81, 82
3	Frank Ivy 1954, 55, 56
1	Ray Jauch 1975
1	Joe Faragalli 1987
1	Ron Lancaster 1993
1	Tom Higgins 2003
1	Danny Maciocia 2005
1	Chris Jones 2015

MOST GREY CUP APPEARANCES

6	Hugh Campbell 1977, 78, 79, 80, 81, 82
3	Frank Ivy 1954, 55, 56
3	Ray Jauch 1973, 74, 75
2	Deacon White 1921, 22
2	Joe Faragalli 1987, 90
2	Ron Lancaster 1993, 96
2	Tom Higgins 2002, 03
1	Frank Filchok 1952
1	Eagle Keys 1960
1	Jack Parker 1986
1	Danny Maciocia 2005
1	Chris Jones 2015

ELKS OPPONENT COACHING RECORDS 1911-2022

	W	L	T	PCT
Wally Buono	36	40		0.474
Don Matthews	23	13		0.639
Bud Grant	22	12		0.647
John Hufnagel	19	7		0.731
Eagle Keys	16	14	2	0.500
Bob O'Billovich	15	11		0.577
Dave Skrien	14	8		0.636
Dave Dickenson	13	3		0.813
Mike O'Shea	11	8		0.579
Les Lear	11	13		0.458
Bobby Dobbs	10	2		0.833
Marc Trestman	10	4		0.714
Cal Murphy	10	11	1	0.455
Dave Ritchie	10	12		0.455
Ron Lancaster	9	11		0.450
Bob Shaw	8	1		0.889
Pinball Clemons	8	6		0.571
Jack Gotta	8	11	2	0.381
Frank Filchock	8	13		0.381
Tom Higgins	7	6		0.538
Kent Austin	7	7		0.500
Jerry Williams	7	8	1	0.438
Rick Campbell	7	10		0.412
Danny Barrett	7	11		0.389
John Gregory	7	14		0.333

MOST WINS

36	Wally Buono
23	Don Matthews
22	Bud Grant
19	John Hufnagel
16	Eagle Keys
15	Bob O'Billovich
14	Dave Skrien
13	Dave Dickenson
11	Mike O'Shea
11	Les Lear

BEST WINNING PCT

1.000	June Jones (2 games)
1.000	Al Dorow (1 game)
1.000	Dan Hawkins (1 game)
1.000	Joe Tiller (1 game)
1.000	John Rauch (1 game)
1.000	Rod Rust (1 game)
0.889	Bob Shaw (9 games)
0.857	Craig Dickenson (7 games)
0.833	Bobby Dobbs (12 games)
0.813	Dave Dickenson (16 games)

MOST LOSSES

40	Wally Buono
14	Eagle Keys
14	John Gregory
13	Don Matthews
13	Les Lear
13	Frank Filchock
13	Bud Riley
13	Ray Jauch
12	Bud Grant
12	Dave Ritchie
12	Otis Douglas

MOST TIES

2	Eagle Keys
2	Jack Gotta

MOST PLAYOFF WINS

8	Bud Grant
7	Wally Buono
3	Cal Murphy
3	George Trafton
2	Frank Larson
2	Harry Smith
2	John Hufnagel

MOST PLAYOFF LOSSES

4	Bud Grant
4	Wally Buono
4	George Trafton
4	Allie Sherman
3	John Payne
3	Ray Jauch

MOST GREY CUP WINS

2	Don Matthews
2	Frank Clair
2	Marv Levy
1	Al Bruno
1	Jack Gotta
1	Mike Riley

MOST GREY CUP APPEARANCES

4	Don Matthews
3	Marv Levy
3	Peahead Walker
2	Frank Clair
2	Bob O'Billovich
2	Joe Scannella
1	Al Bruno
1	Jack Gotta
1	Mike Riley
1	Cal Murphy
1	George Brancato
1	John Payne
1	Rick Campbell



ELKS ALL-TIME ASSISTANT COACHES

ASSISTANT COACH	POSITION	SEASONS	YEARS
A			
AGUIRRE, Joe	Line Coach/Player	1	1952
B			
BARRESI, Jamie	Running backs/ Run game coordinator	1	2012
BENDER, Mike	Offensive Line	1	1998
BENECICK, Al	Line Coach	2	1970-71
BENEVIDES, Mike	Assistant Head Coach/ Defensive Coordinator	2	2016
BLEAMER, Jeff	Offensive Line	2	2009-10
BLUGH, Leroy	Defensive Line	1	2013
BOWMAN, Ken	Offensive Backfield	1	1983
BOUDREAU, Paul	Offensive Line	4	1983-86
BOWDEN, Merritt	Special Teams	1	2022
BOWMAN, Urban	Defensive Line	3	1972-73, 1990
BRENNAN, Carl	Running Backs/ Offensive Line	2	2006-07
BROCK, Dieter	Co-Offensive Coord./ Quarterbacks	1	1999
BROWN, George	Line Coach	1	1951
BUFFINGTON, Harry	Defence Coach	2	1964-65
C			
CACCIA, I.J. "Babe"	Assistant Coach	5	1972-76
CAMPBELL, Rick	Special Teams/ Defensive Backs/ Defensive Coord.	10	1999-08, 2011-12
CAMPBELL, Vincent	Offensive Asst.	1	2021
CHAPDELAIN, Jacques	Offensive Coord.	1	2007
COFLIN, Mark	Linebackers	1	1988
CRANDELL, Marcus	Offensive Coordinator	2	2011-12
CREEHAN, Casey	Defensive Backs	1	2016
CREEHAN, Dennis	Defensive Line	3	1985-86, 1991
D			
DALEY, Jim	Defensive Coord.	1	2009
DANIEL, Dan	Defensive Coach	4	1978-81
DAVIS, Paul	Backfield	1	1959
DAVOREN, Craig	Running Backs/ST Assistant	2	2014-15
DICKENSON, Craig	Special Teams	2	2014-15
DICKINSON, Brian	Special Teams	3	1988-90
DIEDRICK, Bill	Offensive Coord.	2	1991-92
DURCHIK, Gary	Offensive Line	5	1987-90, 1997
DURNO, Don	Line Coach/Player	1	1950
E			
EDWARDS, Dan	Line Coach	3	1959-61
EISLER, Terry	Running Backs/ Special Teams Coord.	6	2007-10, 2012-13
F			
FARAGALLI, Joe	Offensive Coach	4	1977-80
FARAGALLI, Michael	Running Backs/ Receivers	3	1988-90
FAWCETT, Scott	Special Teams/ Running Backs	2	1997-98
FILCHOK, Frank	Assistant Coach/Player	1	1951
G			
GAINES, Gene	Defensive Secondary	1	1982
GASS, AJ	Defensive Assistant	1	2008
GIBSON, Mike	Offensive Line	1	2016
GOLDMAN, Steve	Running Backs	4	1984-87
H			
HAIRSTON, Stacey	Defensive Backs	2	2009-10
HILLES, Jim	Defensive Line	1	1997
HIMEBAUCH, Jonathan	Offensive Line	1	2014
HOWELL, Markus	Receivers	2	2022-23
HUNTER, Malvin	Defensive Line	4	2001, 2005-07
I			
ISAAC, Brandon	Defensive Backs	2	2022-23

ASSISTANT COACH	POSITION	SEASONS	YEARS
J			
JACOBS, Jack	Backfield	1	1963
JACKSON, Jarious	Quarterbacks Coach/ Pass Game Coord.	4	2014-15, 2022-23
JAUCH, Ray	Backfield	4	1966-69
K			
KELLOGG, Bob	Backfield	3	1960-62
KELLY, David	Running Backs	1	2013
KELLY, Mike	Receivers	1	2008
KEPLEY, Dan	Linebackers	10	1985, 2002-10
KEYS, Eagle	Assistant Coach	4	1955-58
KRUK, Steff	Receivers	1	2011
L			
LANCASTER, RD	Receivers, Quarterbacks, Offensive Coord.	4	1996-97, 2005-06
LANGSDORF, Danny	Receivers/ Offensive Coord.	3	1999-01
LARAMEE, Daniel	Special Teams/ Receivers	1	1996
LATHROP, Kit	Defensive Line	1	2012
LAVORATO, Pete	Defensive Line	1	1995
LEMMERMAN, Bruce	Offensive Coach	2	1981-82
LINNEN, Jordan	Running Backs	2	2022-23
LOLLEY, Phillip	Linebackers	2	2014-15
M			
MACDERMOTT, Bill	Offensive Line	13	1992-96, 1999-06
MACIOCIA, Danny	Offensive Coord.	3	2002-04
MAKSYMIC, Jordan	Off. Asst./Quarterbacks/ Pass Game Coord.	2	2013, 2016-19
MARSHALL, Greg	Defensive Line/ Defensive Coord.	6	2000-04, 2013
MATTHEWS, Don	Defensive Coach	7	1977-82, 1989
MAXIE, Demetrious	Linebackers/ Defensive line	7	2016-23
McADOO, Stephen	Offensive Coordinator	4	2014-15, 2022-23
McCORVEY, Kez	Receivers	2	2014-15
McDIARMID, Cory	Special Teams	1	2016
MCDONNELL, John	Offensive line	2	2020-21
McKILLIP, Leo	Defensive Coach	4	1974-77
McKINNON, Dan	Receivers	4	2002-05
McKNIGHT, Dennis	Running Backs	1	2011
MILES, Barron	Defensive Backs	1	2016
MILLER, Brad	Defensive Line/ Secondary/ Defensive Coord./Defensive Backs	6	1996-00, 2013
MITCHELL, Derrell	Offensive assistant/ Receivers	2	2011-2012
MOORE, Travis	Receivers	1	2013
MURPHY, Cal	Offensive Coach	5	1978-82
N			
NELSON, Mark	Special Teams/ Linebackers/ Defensive Coordinator	5	1992-94, 2010-12
NELSON, Mike	Defensive Line	3	1983-84, 1992
NELSON, Roger	Player/ Offensive Line	1	1963
NEWHOUSE, Greg	Defensive Line/ Defensive Coord.	3	1993-94, 1996
O			
OCTOBER, Winston	Receivers/Pass Game	2	2020-21
OSWALT, Derek	Defensive Asst. / Special Teams Asst.	4	2012, 2019-21
P			
PADILLA, Bob	Linebackers	1	1991
PAOPOA, Joe	Offensive Coord.	2	1994-95
PATERRA, Herb	Defensive Coord.	1	1983
PAYNE, John	Line Coach	2	1968-69

HISTORY

ASSISTANT COACH	POSITION	SEASONS	YEARS
PHILION, Ed	Defensive Line	2	2014-15
PRINSEN, Tim	Offensive Line	4	2010-12, 2016-19
PROCHASKA, Ray	Assistant Coach	3	1955-57
R			
RADOVICH, Bill	Line Coach/Player	1	1949
RAPP, Vic	Offensive Coach	5	1972-76
REINBOLD, Jeff	Receivers/ Special Teams	1	1995
RILEY, Bud	Defensive Coord.	1	1984
RIPPON, Chris	Assistant to the Head Coach/Special Teams Assistant	1	2021
RITA, Adam	Offensive Coord.	1	1993
ROACH, Mike	Linebackers/ Defensive Line	3	1986-88
ROBINSON, Cam	Linebackers	3	2021-23
RUDZINSKI, Paul	Linebackers/Special Teams	2	1983-84
S			
SAMS, Doug	Defensive Line/ Special Teams/Offensive Coord.	2	1987, 2013
SANDUSKY, Jim	Receivers/ Special Teams	2	1995-96
SCHEPER, Mike	Offensive Line/ Asst. Special Teams/ Special Teams	3	2015, 2022-23
SHIRA, Charlie	Line Coach	1	1953
SHIVERS, Jason	Defensive Backs	2	2014-15
SIMMONS, Marcello	Special Teams Coordinator	1	2012
SKRIEN, Dave	Assistant Coach	1	1969
SMELTZER, Ron	Offensive Line	1	1991
SORRELLS, Stephen	Offensive Line	1	2023
SPEEGLE, Cliff	Line Coach	1	1954
SPENCER, Joe	Line Coach	2	1966-67
SQUIRES, Scott	Special Teams	1	2007
STRASSER, Kevin	Receivers, Offensive Coord.	4	2000-01, 2009-10
STUBLER, Rich	Defensive Coord.	7	1991-95, 1998-99, 2011
SUTHERIN, Don	Secondary	6	1985-90
SWEET, Kris	Offensive Line	1	2013
SWIFT, Bob	Special Teams/ Linebackers	1	1989
T			
THORPE, Noel	Special Teams/ DB's Coach/Asst. HC/ Defensive Coord.	4	2008-10, 2021
TUCKER, Jason	Receivers	2	2009-10, 2019
V			
VIADELLA, Joe	Special Teams/ Linebackers	1	1990
VINKLAREK, Ronnie	Offensive Line	1	2008
VITALE, Anthony	Offensive Line	1	2022
VOLLONO, James	Running backs	1	2021
W			
WALKER, Mike	Defensive Line	1	2010
WALCH, Carson	Receivers	1	2016
WINSTON, Dennis	Defensive Line	2	2005-06
WNEK, Don	Defensive Line	1	2008
WOOLLEY, Joe	Assistant Head Coach	1	1998
WORMAN, Rick	Quarterbacks/ Offensive Coord.	3	2007-09
Y			
YOUNCE, Len	Defensive Coach/ Offensive Line	3	1963-65
YOUNGLING, Ted	Assistant Coach	1	1958
Z			
ZALESKI, Joe	Backfield	2	1970-71



Demetrious Maxie | Defensive Line Coach



HONOUR ROLL

1921-2022

PLAYER	JERSEY #	SEASONS	YEARS
A			
ABDULLAH, Rahim	90	4	2002-04, 07
ABRAHAM, Jean-Philippe	55	1	2006
ABOFS, Harry	25	2	1972-73
ACREE, TJ	84	1	2007
ADAM, Gary	62	1	1973
ADAMS, DeMoine	94	1	2004
ADAMS, Johnny	20	2	2017-18
ADEBAYO, BO	48	1	2014
ADJEI, Natey	3	4	2016-19
ADJEY, Peter	47	1	2022
ADRIAN, Doug	---	1	1953
AFIF, Patrick	63	1	2010
AGUIRRE, Joe	75	1	1952
AIDO, Kojo	39	1	2003
ALBERT, Nick	---	1	1949
ALEXANDER, Donovan	10	3	2011-13
ALEXANDRE, Gregory	95	2	2014-15
ALFORD, Paul	49	1	1950
ALLEN, Damon	9	6	1985-88, 1993-94
ALLEN, Doug	7	1	1986
ALLEN, Ernie	19	1	1967
ALLISON, Buford	54	1	1967
ALSTON, Charles	95	3	2005-07
ALSTON, Richard	86	1	2006
AMBROSIO, Randy	57	5	1989-93
AMEDEE, Lynn	10, 11	2	1963-64
AMOS, Willie	3, 14	1	2009
ANABO, Jon	14, 19	2	1964-65
ANDERSON, Bruce	23	1	2021
ANDERSON, Damien	32	2	2007-08
ANDERSON, Frank	51, 70	6	1952-57
ANDERSON, Stephen	92, 96	3	2000-02
ANDERSON, Zach	92	1	2007
ANDREWS, Rupe	74	1	1955
ANDRUSYSHYN, Zenon	17	1	1982
ANGLIN, Tony	41	1	1984
ANKRAH, Andrew	79	1	2021
ANNUNZIATA, Sandy	54, 66	2	1995, 2005
ANOAI, Joe	99	1	2008
ANTIGHA, Tobi	0	1	2022
ANTHONY, Charles	10	1	1999
APPOLON, Wesly	48	1	2022
ARBuckle, Nick	9	1	2022
ARCENEAUX, Emmanuel	84	1	2022
ARCHER, David	18	1	1998
ARMSTEAD, Jason	3	2	2010-11
ARMSTRONG, Calvin	59	3	2008-10
ARMSTRONG, Chris	77	2	1991-92
ARMSTRONG, Derick	84	1	2010
ARNOLD, Claude	97, 99	3	1952-54
ASARE, Kwabena	62	1	2019
ASH, Ray	52	2	1964-65
ASHLEY, Donnie	87	3	1999-01
ASSMANN, Charles	30, 44	4	1998-01
ATCHESON, Jeff	14	1	1970
ATOGWE, Imokhai	5	1	2004
EVERY, John	20	1	2002
B			
BABB, Mike	16	1	1991
BABOULAS, Adam	69	1	2014
BADIE, Sherman	28	1	2022
BAFFOE, Simon	32	1	2001
BAGGS, Stevie	97	1	2007
BAILEY, CJ	43	1	2011

PLAYER	JERSEY #	SEASONS	YEARS
BAILEY, David	90	2	1994-95
BAILEY, Devon	81	2	2014-15
BAILEY, Fred	6	3	1999-01
BAILEY, Kory	82	1	2003
BAILEY, Morris	56	1	1950
BAILEY, Tom	53	1	1971
BAILLIE, Ray	61	2	1962-63
BAIN, Lu	19	1	1966
BAIRD, Adrian	90	1	2008
BAKER, Jon	14, 18	2	1999, 2001
BAKER, Shalon	5	2	1995-96
BAKER, Terry	12	1	1967
BAKKER, Tim	50, 64, 72	6	2000-02, 2006-08
BALDWIN, Jack	---	1	1949
BALKOVEC, Frank	49	4	1984-87
BALOG, Brock	32	1	2003
BARNES, Jason	81	3	2009-11
BARNETTE, Keith	27	1	1976
BARRENECHEA, Agustin	39	2	2007-08
BARRETT, Anthony	73	2	2014-15
BARRE, Wally	20	1	1961
BARRY, Don	42, 43, 55, 83	12	1951-62
BARTLETT, Bryce	37	1	2019
BASS, Danny	30	8	1984-91
BATEMAN, Kemonte	88	1	2013
BATES, Kelly	62	1	2010
BATISTE, D'Anthony	67	4	2014-17
BAISON, Andre	83	1	1999
BATTLE, Jim	54	2	1964-65
BAULMAN, Chris	87	1	2011
BAZZIE, Alex	54	2	2018-19
BEARD, David	57	7	2015-22
BEATON, Bruce	62	7	1998-03, 2005
BEATON, John	71	4	1973-76
BEATTY, Derrick	17	2	1996-97
BEAUDRY, Michael	35	1	2022
BEAULIEU, Jordan	16	2	2018-19
BEC, Randy	29	1	1989
BEDARD, Martin	48	1	2021
BEHAR, Nathaniel	11	2	2017-18
BELL, Graeme	24	2	2009-10
BELL, James	17	2	1985-86
BELL, Joel	68	1	2012
BELL, John	74	2	1957-58
BELL, Kerwin	12	1	1995
BELL, Roy	14	5	1972-76
BELL, Shakir	33	1	2015
BELSER, Caesar	40	2	1972-73
BELUE, Deion	15	1	2015
BENDIAK, Steve	71, 74	9	1952-60
BENEDICK, Al	54	1	1969
BENJAMIN, Steve	24	2	1987-88
BENNETT, Roy	20	1	1991
BENOIT, Sheldon	99	4	2001-04
BENSON, Les	68	1	1976
BENSON, Mike	40	2	2012-13
BENTON, Howard	65	1	1963
BERRY, Bertrand	90	1	2000
BERRY, Brent	61	1	1967
BERRY, Ed	13	2	1993-94
BERRY, Lindy	43	2	1950-51
BERRYMAN, Tim	35	1	1976
BERTRAND, Mathieu	30	9	2004-12

PLAYER	JERSEY #	SEASONS	YEARS
BETTRIDGE, Ed	41	1	1965
BETTS, Mathieu	9	2	2019, 2021
BIERRIA, Keishawn	44	1	2021
BILL, Jimmy	---	3	1919-21
BINDER, Nate	82	1	2010
BIRD, Larry	52	1	1967
BIRD, Steve	8	1	1985
BIRDINE, Larry	92	1	2010
BITSKO, Mickey	55	1	1966
BLAIR, Don	20	3	1996-98
BLAIR, Stanley	5	3	1987-89
BLAKE, Eric	19	1	2021
BLAKE, PJ	---	2	1960-61
BLANCHARD, Joe	60	3	1951-53
BLANCHARD, Leo	59	9	1979-87
BLOUNT, Eric	35	3	1995-97
BLUGH, Leroy	4189	11	1989-99
BOBO, Phillip	86	1	1999
BOATENG, Kwaku	93	4	2017-19, 2021
BOLDUC, Andre	12	1	1997
BOLINGER, Bo	55	1	1956
BOLZON, Nereo	36	2	1982-83
BOND, Travis	58	2	2018-19
BONNER, Brian	22	1	2011
BORHOT, Saleem	23	1	2010
BOONE, David	64	7	1977-83
BOOSE, Dorian	91	2	2003-04
BORGER, Josh	33	1	1981
BOTTERILL, Michael	34, 55	2	2006-07
BOURGEAU, Michel	63, 94	5	1989-93
BOULAY, Mathieu	77	2	2014-15
BOWERS, Da'Quan	92	1	2017
BOWLES, Trevor	66	6	1987-92
BOWMAN, Adarius	4	7	2011-17
BOYD, Cory	28	1	2012
BRADLEY, Jykine	9	1	2011
BRADLEY, Mike	22	6	2002-07
BRADY, Donald	26	5	2002-06
BRADWOOD, Adam	91	5	2006-10
BRANCH, Clair	21, 41	2	1963-64
BRANCH, Jesse	---	1	1965
BRASWELL, Jeff	44	2	1989-90
BRAZZELL, Chris	84	2	2001-02
BREWER, Ron	61	1	1966
BRIDGES, Bubba	56, 64	2	1973-74
BRIGGS, Bill	40, 41, 42, 51, 60, 72	8	1950-57
BRIGHT, Johnny	24, 84	11	1954-64
BRIGHTWELL, Doug	61	1	1950
BRILEY, Lowry	22	1	1974
BRINKLEY, Lorenzo	71	1	1972
BRISCOE, Jeremiah	14	1	2019
BRITTS, Sam	45	2	1973, 1975
BROCKIE, Jack	---	2	1938-39
BROOMELL, Brian	9	2	1980-81
BROWN, Charlie	65	2	1964-65
BROWN, Darcy	18	1	2012
BROWN, Eddie	4, 88	5	1993-97
BROWN, George	46	1	1950
BROWN, Justin	95	2	2009-10
BROWN, Kevin	4	1	2022
BROWN, Nekos	99	1	2013
BROWN, Robert	92	6	1998-01, 2006-07
BROWN, Scotty	---	6	1922-30
BROWN, Trent	28	8	1991-98

HISTORY

PLAYER	JERSEY #	SEASONS	YEARS	PLAYER	JERSEY #	SEASONS	YEARS	PLAYER	JERSEY #	SEASONS	YEARS
BROWN, Weldon	35	3	2010-12	CIEZKI, Chris	22	3	2008-10	CUTLER, Dave	22, 26	16	1969-84
BRUNSON, Blake	---	3	1922-24	CLARIDGE, Bruce	71	1	1963	CYNCAR, Marco	27	11	1981-91
BRYANS, Ian	34	4	1976-79	CLARK, Matt	85	1	1998	D			
BRYANT, Al	87, 94	3	1952-54	CLARK, Ray	22	1	1977	DADA, Wale	20	1	2008
BRYANT, Charlie	35	1	1971	CLARKE, Bob	34	1	1973	DAILEY, John	44	1	1985
BUGGS, Danny	75	1	1980	CLARKE, Delroy	24	2	2011-12	DALES, Burke	9	1	2012
BUHL, Jonté	25	4	2006-09	CLARK, Rusty	10	2	1970-71	DALSIN, Ralph	---	1	1939
BUNTING, Harry	33	2	1949-50	CLARKSON, Frantz	26	3	1999-01	DALTON, Antico	90	3	2005-07
BULLITT, Terrance	33	1	2017	CLARKSON, Reg	---	1	1949	DANIELS, Alex	72	1	2012
BURKE, Fabian	19	4	2001-04	CLEARY, Tom	98	1	1950	DANIELS, DaVaris	80	1	2019
BURNETT, Joe	22	3	2012-14	CLEMENTS, Malik	42	1	2021	DANIELS, Shawn	34	2	2000-01
BURNETTE, Russ	---	2	1921-22	CLEMETT, Jason	35	1	2001	DARILEK, Trey	57	1	2007
BURRIS, Kurt	42, 55	3	1955, 1957-58	CLOMAN, Scott	82	1	2004	DARLING, Clare	---	2	1921-24
BURSE, Tony	34	3	1996-98	CLUTTS, Tyler	92	1	2008	DAWSON, Skye	88	1	2015
BUTCHER, Dan	53	2	1982-83	COATES, Sherrrod	47	1	2006	DAVIDSON, Rob	96	2	1991-92
BUTLER, Al	72	1	1973	COOY, Tay	6	1	2005	DAVIS, Ben	39	1	2022
BUTLER, Gregg	28	4	1977-80	COE, Nick	97	1	2002	DAVIS, Charles "C.J."	75	2	1995-96
BUTLER, Hakeem	81	1	2022	COE, Scott	24	1	2008	DAVIS, Jim	96	1	2008
BUTLER, Thermos	21	2	1968-69	COEHOORN, Nate	85	5	2011-15	DAVIS, John	37	1	1992
BUTLER, Wayde	8	1	1993	COFFEY, Tommy Joe	77, 78	7	1959-60, 1962-66	DAVIS, Rod	40	3	2009-11
C				COFFIN, H.	---	1	1939	DAVIS, Torrey	94	1	2015
CAMERON, Dechane	6	1	1992	COFIN, Mark	41	1	1979	DAVIS, Troy	32	2	2005-06
CAMERON, Roy	15	1	1961	COLBERT, Darryl	76	2	1990, 1992	DAVIS, Wendell	37	1	2002
CAMPBELL, Dave	25	2	1974-75	COLCLOUGH, Ricardo	26	1	2012	DAY, George	---	3	1920-22
CAMPBELL, Kelly	71	2	2008, 2010	COLE, Kevin	35	1	1982	DE BRUYES, Mark	79	1	1982
CAMPBELL, Dr. Robbie	19, 77	2	1967-68	COLEHOUR, Corey	18, 22	2	1968-69	DEAN, Bob	42	3	1954-56
CAMPBELL, Sam	70	1	1970	COLEMAN, Andre	78	1	2010	DEAN, Larry	11	1	2019
CAPERS, Selvish	54	1	2014	COLEMAN, Quincy	25	4	2001-04	DEANE, J'Michael	61	1	2019
CAPHAM, Ron	41, 61	3	1965-67	COLEMAN, Thaddeus	68	3	2013-15	DEBALLIE, Tibo	54	1	2021
CAPICCIOTTI, Justin	92	2	2012-13	COLLINS, Aaron	93	1	2001	DECKER, Jim	85	1	1956
CARIGNAN, Jack	---	1	1922	COLLINS, Dobson	8	2	2011-12	DECOUD, Preston	37	1	2022
CARR, Craig	33	2	2000-01	COLLINS, Gerry	30	2	1995-96	DEESE, Toby	65	3	1960-62
CARR, Greg	18	1	2012	COLLINS, Jalen	33	1	2022	DEIBERT, Scott	23	2	1998-99
CARSON, Glen	61	6	2001-06	COLLINS, Merv	54	1	1966	DELAHUNT, John	86	1	2017
CARTER, Alex	96	1	1988	COLLINS, Ricky	13	1	2019	DELANEY, Akaba	92	1	1996
CARTER, Duron	8	1	2022	COLQUHOUN, Arjen	17	3	2017-19	DELEEUW, Marcel	27	2	1964-65
CARTER, Grant	47	2	1999-00	COMISKEY, Dan	67	7	2002-08	DeMARCO, Mario	56	2	1951-52
CARTER, Jodie	20	1	1974	COMISKEY, John	62	2	2008-09	DEMERY, D'Antne	68	1	2021
CARTER, Kent	63	1	1976	CONNOP, Rod	67	16	1982-97	DENIS, Patrice	37	3	1997-99
CARTER, Matt	86	2	2012-13	COOK, Duane	68	1	1964	DERMER, Hank	32	1	1950
CARTER, Michael	29	1	2015	COOK, Rollie	60	2	1955-56	DERMOTT, Blake	50, 54	2	1968, 1970
CARTER, Perry	18	2	2000-01	COOPER, Billy	22	1	1973	DESCH, Doug	5, 4	4	1984-87
CASHER, Chris	90	1	2021	COOPER, Jim	50	2	1998-99	DesJARDIERS, Laurent	15	4	1984-87
CASTILLO, Sergio	14	1	2022	COOPER, Justin	97	3	2008-10	DEVINE, Noel	7	1	2014
CAVIL, Kwame	82	1	2005	COOPER, Shaquille	25	2	2018-19	DICKSON, Bruce	36	5	1993-97
CAVNESS, Grady	23	1	1996	CORNELIUS, Taylor	15	2	2021-22	DIEDRICK, Dahrnan	8	2	2005-06
CELESTINE, Jonathon "J.J."	74	1	1992	CORNELL, Mike	49	3	2011-13	DIGGS, Vontae	43	1	2019
CENDER, Peter	46	1	2019	COSENTINO, Frank	11	2	1967-68	DIXON, Gerald	29	2	2005-06
CERESNA, Jake	54	3	2018, 2021-22	COSTIGAN, Thomas	95	2	2021-22	DIXON, Ralph	19, 78	3	1982-84
CHAHINE, Samir	91	3	1998-00	COSTON, Junius	64	1	2011	DIXON, Tom	3	3	1985-87
CHALLENGER, Kevin	84	2	2008-09	COTTER, Steve	50, 51	3	1966-67, 1969	DLUGOS, John	54	2	1949-50
CHAMBERS, Jim	90	3	1951-53	COUCH, Therman	44	1	1972	DOBBS, Herb	67	1	1977
CHAMBERS, Shamawd	17, 88	5	2012-15, 2017	COWAN, Larry	31	3	1983-85	DOERING, Harry	68	1	1983
CHANCELOR, Kurt	---	1	1965	COYE, Conrad	98	1	1984	DOGGETT, Derrick	45	1	2008
CHAPMAN, Art	55	3	1984-86	CRAEDOCK, Dick	42, 65, 67	2	1959-60	DOMINIQUE, Jeremie	23	1	2022
CHAPMAN, Vic	75	4	1959-62	CRAFTS, Willie	62	1	1961	DORSEY, Dean	5, 87	1	1991
CHARBONNEAU, Steve	93, 98	5	2002-06	CRAWDELL, Marcus	9	3	1997-99	DOSSOUS, Yves	30	1	2001
CHARLES, Hency	5, 6, 10	3	1995, 2000-01	CRAYER, Keyuo	28	2	2005-06	DOWDELL, Marcus	6	1	1998
CHARLES, Hugh	7	3	2011-13	CREIGHTON, Art	---	6	1919-24	DOWNS, Bobby	51	1	1952
CHEATWOOD, Tim	49	1	2007	CRENNELL, Carl	---	1	1979	DRAHEIM, Tommie	64	2	2018-19
CHEVRIER, Randy	66	2	2002-03	CROPMPTON, Jonathan	14	1	2013	DREW, Randeey	10	2	2009-10
CHICK, John	97	1	2017	CROWDER, Eddie	96	1	1953	DUBLANKO, Curtis	33	1	2014
CHORNEY, Terris	61	2	1993-94	CROWLEY, Dan	7	3	1999-01	DUBUC, Deitan	89	2	2005-06
CHOWN, Tom	---	1	1973	CRUTCHFIELD, Darrel	4	3	2002-04	DUBUISSON, Mike	27, 29	4	2014-16, 2022
CHRISTENSEN, Jay	87	3	1992-94	CULLMAN, Leo	---	1	1922	DUKE, Walter	---	1	1922
CHRISTENSEN, Keith	64	2	1970-71	CUMMINGS, Euclid	94	1	2017	DUMARESQU, Mike	53	5	1990-94
CHRISTIAN, J.B.	52	2	1968-69	CUNNINGHAM, Rick	64	2	2000-01	DUNCALFE, Don	50, 60	5	1959-63
CHROBAK, Dick	40, 50, 60, 62	4	1961-64	CUNNINGHAM, Sederrik	82	1	2015	DUNDAS, Ron	74	1	1961
				CURRAN, Rennie	35	2	2013-14	DUNIGAN, Matt	16	5	1983-87
				CURRY, Branden	64	1	2013	DUNN, Fred	12	2	1970-71
				CURRY, Walter	78	1	2010	DUNN, Kasey	72	1	1992



PLAYER	JERSEY #	SEASONS	YEARS	PLAYER	JERSEY #	SEASONS	YEARS	PLAYER	JERSEY #	SEASONS	YEARS
DUNSWORTH, Dr. Brian	34	2	1949-50	FLOYD, Otis	97	1	2000	GOODS, Bennie	40	9	1990-98
DUNSWORTH, Dr. Marcus	---	4	1921-24	FLUTIE, Darren	82	2	1996-97	GOODS, Bill	---	1	1969
DUPOUIS, Alex	44	2	2017-18	FLYNN, Don	96	1	1958	GORDON, Lawrence	19	1	2010
DUPOUIS, Dick	17	9	1968-76	FOGIE, Rickie	14, 16	2	1993-94	GORDON, Robert	84	1	1997
DURDEN, Mike	17	2	1983-84	FOGLE, Anthony	5	1	1999	GORDON, Scott	26	1	2009
DURDEN, Reggie	5	1	2006	FORBES-MOMBLEAU, Vincent	82	1	2022	GOSICH, Peter	50	1	1952
DURNO, Don	63	1	1950	FORD, Tre	2	1	2022	GOSS, Jason	4, 12	4	2007-10
DUVAL, Damon	38	1	2011	FORTIE, Eldon	15, 21	1	1963	GOUGH, John	41, 74	1	1953
DYE, Nat	55, 61	6	1959-64	FORWICK, Ron	63	10	1965-74	GRANT, Rob	8	2	2003-04
DYE, Pat	15, 71	2	1961-62	FOSS, Mel	51	2	1963-64	GRAY, Ed	52, 61, 68, 78	6	1957-62
E				FOSTER, Akeem	88	1	2014	GREAVES, Chris	62	1	2015
EALY, Kony	90	1	2022	FOSTER, Gene	16	3	1971-73	GREEN, Bruce	38	2	1986-87
EASLEY, Dave	16	1	1976	FOSTER, Otha	37	2	2014-15	GREEN, Chris	53	2	1995-96
EBELT, Tyler	27	1	2007	FOUCAULT, David	68	1	2022	GREEN, Skyler	87	2	2009-10
EBEN, Mike	22	1	1970	FOURNIER, Samuel	28	2	2010-11	GREEN, Tanner	27	4	2018-19, 2021-22
ECUYER, Al	53	7	1959-65	FOWLER, Bill	---	1	1921	GREENE, Nealon	15	3	1999-01
EDWARDS, Armanti	80	1	2021	FRACAS, Gino	20, 55, 60, 88, 93	8	1955-62	GREENLEE, Fritz	51	1	1970
EDWARDS, Chris	26	2	2017-18	FRANETTA, Emilio	37	5	1979-83	GREENWOOD, Cory	27	1	2017
EDWARDS, Earl	67	2	1967-68	FRANCIS, Andre	14	2	1989-90	GREINER, John	71	1	1965
EDWARDS, Earnest	81	1	2021	FRANCISCO, Kent	71	1	1966	GRICE-MULLEN, Ryan	11	1	2011
EDWARDS, Eric	24, 27	2	1999-00	FRANK, Malcolm	10	8	1996-98, 2002-06	GRIFFIN, Jerry	30, 33	7	1967-73
ELAM, Matt	22	1	2022	FRANKENBERGER, J.T.	67	1	1959	GRIFFIN, Malikia	6	1	1998
ELLINGSON, Greg	82	2	2019, 2021	FRANKLIN, Ian	7	2	1997-98	GRIGSBY, Nick	2	1	2015
ELLIOTT, Brett	16	1	2007	FRANKLIN, James	14	3	2015-17	GRIMSRUD, Lloyd	61	1	1977
ELLIOTT, Kevin	18	1	2019	FRASER, Frank	15	1	1962	GROENEVEGEN, Leo	59	10	1994-03
ELLIS, Avery	95	1	2022	FRECHETTE, Ted	16, 18	2	1962-63	GROULX, Danny	50	3	2015-17
ELLIS, Craig	33	4	1989-92	FREELON, Solomon	59	2	1975-76	GRYMES, Aaron	36	6	2013-18, 2021
ELLIS, Kai	93	2	2009-10	FREEMAN, Tom	19	1	1966	GULLORY, Brandon	41, 42	3	2006-08
EL-MASHAOUH, Hichem	56	1	1999	FRITZ, Bob	---	2	1938-39	GUTHRIE, Jaylan	63	1	2022
ELSEY, Earl	---	1	1949	FRYER, Brian	77	8	1978-85	GUYTON, A.J.	82	1	2014
EMBREE, John	75	1	1971	FULLWOOD, Everett	71, 73	1	1967	GWINN, Ross	67	1	1971
EMERSON, Tom	65	2	1958-59	FULTON, Charlie	12	2	1968-69	H			
EMERY, Ab	---	3	1920-22	G				HAGAN, Darian	3, 4	2	1995-96
ENRIGHT, Jimmy	---	4	1920-23	GABLE, C.J.	2, 39	3	2017-19	HAGEMOEN, Ian	41, 54	1	1964
ENRIGHT, Ray	86, 91	3	1951-53	GABRIEL, Jermaine	23	1	2021	HALL, Darran	4	1	2001
EPSTEIN, Hayden	7	1	2005	GAERTNER, Jordan	31	2	1990-91	HALL, Darryl	24	2	1984-85
ERDMAN, Jerome	19	1	1989	GAINER, Bruce	40	1	1971	HALL, Ken	82, 96	1	1957
ESHENKO, Peter	15	1	1983	GAINES, Darryl	3	1	1988	HAM, Tracy	8	6	1987-92
ESTAY, Ron	55	9	1973-81	GAINY, Ed	6	1	2022	HAMILTON, Brandon	29	1	1994
EVANS, John	8	1	1984	GALLIS, B.J.	95, 98	1	1999	HAMILTON, Jay	29	3	1996-98
EVANS, Nate	46	1	2022	GAMBLE, R.C.	21	1	1970	HAMILTON, Skip	58	1	1984
EWBANK, Bob	91	1	1953	GANGAROSSA, Chris	69	1	2021	HAMLIN, Nate	25	1	2022
EYSTER, Scott	16	1	2007	GARCIA, Antonio	51	1	2022	HANKINSON, John	18	1	1968
EZOR, Blake	35	1	1992	GARNETT, Andrew	60	1	2022	HANNAH, Tito	92	1	2002
F				GARETT, Shannon	23	9	2000-08	HANSEN, Howie	---	1	1951
FAHRNER, Dave	35	1	1970	GASS, A. J.	41, 77	10	1998-07	HARDING, Greg	4	2	1986-87
FALONEY, Bernie	90	1	1954	GASSER, Dave	65	6	1967-72	HARDY, Chris	8	6	1997-02
FALUNGER, John	18	6	1973-78	GAY, Tommy	54	1	1972	HARDY, Norris	---	1	1939
FARRAWAY, Mark	51, 91	1	1997	GAYLOR, Trevor	85	3	2005-07	HARDY, Robert	35	1	1992
FAUVER, Jim	21	1	1965	GELHAYE, G.	---	1	1939	HARGREAVES, Aaron	14	1	2012
FENEBOCH, Chuck	---	1	1949	GEORGE, Chris	15	1	1995	HARPER, Glenn	18	5	1992-96
FENNEL, Dave	65	10	1974-83	GEORGE, Jeff	29	1	1986	HARPER, John	62	2	1969-70
FERGUSON, Ken	42	4	1969-72	GERGLY, Larry	---	1	1964	HARRELL, Calvin	19	5	1972-76
FERGUSON, Larry	10, 21	2	1964-65	GERHART, Tommy	45	1	1998	HARRINGTON, Evan	28	1	2012
FERRUGHELLI, Steve	33	1	1976	GERMAN, Jim	25	7	1977-83	HARRIS, AJ	34	1	2008
FESTERYGA, George	86	2	1951-52	GESSE, Joash	44	2	2013-14	HARRIS, Oddie	17	1	1998
FIACCONI, Aaron	51	5	2007-11	GETTY, Don	27, 87	10	1955-64	HARRIS, Sammie	12, 22	2	1963-64
GIUFUEROA, Joel	61	2	2017-18	GIBBON, Jesse	67	1	2022	HARRIS, Trevor	7	2	2019, 2021
FIGURS, Yamon	83	1	2012	GIRARD, Philippe	44, 91	4	1998-01	HARRIS, Tuff	26	1	2011
FILCHOCK, Frank	87	2	1951-52	GLANTZ, Don	66	1	1955	HARRIS, Will	25	1	2010
FILS, Pascal	34	3	2010-12	GLASS, Iyguwan	19	1	2019	HARROD, Rob	80	3	2000-02
FINK, Mike	22	2	1975-76	GLAT, Javier	6	1	2010	HARRY, Jamie	28	1	2022
FISHER, Ray	6	1	2011	GLEN, Kevin	5	1	2018	HART, Ben	75	1	1968
FLEISHER, Larry	50, 52	4	1960-63	GLOVER, Richard	98	1	1994	HART, Stu	38	2	1938-39
FLEISZER, Tim	34	1	2005	GOLD, Mike	60	1	1969	HARTMANN, Raye	20	2	2014-15
FLEMING, Sean	3, 11	16	1992-07	GOLDBEF, Dimitri	45	2	1949-50	HARVEY, Dunc	20	3	1961-63
FLENER, Walter	25	1	2021	GOLTZ, Justin	12	1	2014	HARVEY, Peter	11	1	1983
FLIPPEN, Bob	92	1	1952	GONNERMAN, Darwin	18	1	1970	HATFIELD, Harold	73	2	1951-52
FLOWERS, Jason	20	1	2007	GOOCH, Keith	18	1	1990	HAYES, Gary	28	3	1981-83
FLOYD, Anthony	33	1	2006					HAYS, Thos	---	1	1939
FLOYD, Homer	16	1	1959								
FLOYD, Lucius	33	3	1993-95								

PLAYER	JERSEY #	SEASONS	YEARS	PLAYER	JERSEY #	SEASONS	YEARS	PLAYER	JERSEY #	SEASONS	YEARS
HAYTON, Bob	94	1	1954	HUMMER, George	40	1	1969	JONES, Milson	34	5	1983-87
HAYWOOD, Jerome	99	1	2009	HUNT, Reggie	6	1	2009	JONES, Mike	12	2	2021-22
HAZELTON, Vidal	15	3	2016-18	HUNT, Phillip	54	2	2016-17	JONES, Phil	24	1	1986
HEASMAN, David	54	2	1998-99	HUNTER, James	66, 99	2	1983-84	JONES, Rickey	6	1	1993
HENDRICKSON, Craig	---	2	1938-39	HUTH, Malvin	37, 46	8	1993-00	JONES, Stephen	78	4	1986-89
HENDERSON, R.	---	1	1939	HUNTER, Monshadrik	41	2	2018-19	JONES, Tony	39	1	2022
HENDERSON, Reed	65	2	1956-57	HUNTER, Tony	88	1	1989	JONES, Warren	6, 18	4	1989-91, 1996
HENDERSON, Robert	93	1	2011	HUNTER, Torey	4	3	1999-01	JORDAN, Stephen	11	2	1991-92
HENDRICKS, Bart	17	3	2002-04	HUSMANN, Ed	65	1	1966	JOSEPH, Elvis	32	1	2005
HENDRICKSON, Craig	58	2	1994-95	HUTH, Henry	15	1	1965	JOSEPH, Frantz	45	1	2009
HENRY, Andrew	24	1	2001	HUTTER, Scott	20	3	2019, 2021-22	JOSEPH, Jesse	92	1	2019
HENRY, Dwight	19	1	2000					JOSEPH, Kerry	5, 14	4	2010-13
HENRY, Makana	74	1	2022					JUNEAU, Curry	77	1	1960
HENRY, Marcus	71, 89	3	2011-13	I				JUSTIN, Airabin	27	1	2008
HENRY, Tommy	13	2	1997-98	ILESIC, Hank	8, 88	7	1977-82, 2001	JYLES, Steven	3, 7	3	2006-07, 2012
HENRY, William "Bill"	63	1	1994	INGLIS, Taylor	52	6	2005-09, 2001				
HENSHALL, Jim	20	4	1970-73								
HENTSCHEL, York	69	5	1976-80	INGRAM, Kevin	11	1	1984	KABONGO, Patrick	56	8	2004-11
HERBERT, Dave	77	2	1972-73	INGRAM, Ron	77	1	1988	KACHMAN, Clarence	11	1	1965
HERGET, Todd	45	1	1994	IRONIS, Maleek	30	1	2022	KALIN, John	19	2	1994-95
HERNANDEZ, Joe	11, 16, 22	6	1963, 1986-70	IRWIN, Al	76	1	1969	KANKOLONGO, Nehemie	76	1	2017
				ISCHE, Alan	54, 56	5	1967-71	KANYA, Nathan	46	2	2013-14
HERRON, Lamar	39	1	2009	ISSA, Jabari	92, 96	3	2004-06	KARL, Hunter	86	1	2021
HERTZFELDT, Gary	12	1	1964	ITTERSAGEN, Peter	33	1	2012	KASAPIS, Gus	67	2	1966-67
HERVEY, Ed	81	8	1999-06	IWEY, Martez	62	1	2022	KASHAMA, Kalonji	95	1	2017
HEYDENFELDT, Bob	75	1	1955	IQUIERDO, J.P.	23	3	1993-95	KAURIC, Jerry	4, 9	4	1987-89, 1991
HICKEY, Frank	37	2	1949-50					KEAN, Warren	3	1	2007
HICKS, Paul	14	2	1983-84	JACK-KURDYLA, Tomas	60, 64	2	2021-22	KEARNS, Dan	58, 95	9	1980-88
HICKS, Anthony	45	1	1999	JACKSON, Clif	21	1	1959	KEHOE, Sean	31	2	1981-82
HIGBY, Tyler	64	1	2021	JACKSON, Enis	29	4	1989-92	KEHRER, Tony	23	2	1962-63
HIGGINS, Jim	55	2	1964-65	JACKSON, Joe	68	1	1978	KELIKULLI, Gene	56	1	1965
HIGHBAUGH, Larry	13, 73	12	1972-83	JACKSON, Kevin	40	1	2017	KELL, Chip	50	2	1971-72
HIGHTOWER, Forrest	12, 35	3	2017-19	JACKSON, Lucky	88	1	2022	KELLETT, Matt	14	2	1999-00
HILDEBRAND, Mike	24	2	1989-90	JACKSON, Malik	44	1	1994	KELLEY, Chris	4	1	2005
HILL, Anthony	11	1	1995	JACKSON, Mark	5	2	1985-86	KELLEY, Gordon	41	1	1965
HILL, Bill	20, 74	2	1961-62	JACKSON, Martese	30	3	2018-19, 2022	KELLOGG, Jackie	5	2	2001-02
HILL, Erem	80	2	2009-10					KELLY, Brian	70	9	1979-87
HILL, Stewart	36	7	1984-90	JACKSON, Nih-Jer	81	1	2022	KELLY, Colin	67	4	2017-19, 2022
HILL, T.J.	12, 18	5	2009-13	JACKSON, Paris	19	1	2014	KELLY, Con	82	2	1955-56
HINDS, Ryan	34	3	2013-15	JACKSON, Quincy	6	2	2001, 2003	KELLY, Tim	40, 42	2	1971-72
HINES, Tyrone	90	1	1999	JACKSON, Tristan	38	3	2008-10	KEMP, Jimmy	15	2	1997-98
HINSE, Gord	57	5	2009-13	JACKSON, Romeo	92	1	2009	KEMPF, Peter	76	2	1967-68
HITCOCK, Rob	42	1	2007	JACOBUCCI, Romeo	54	1	1952	KENT, Clint	42	1	2012
HOBBS, Harry	40	2	1949-50	JAGAS, Frank	8	1	1996	KEPLEY, Danny	42	10	1975-84
HODGSON, Laurie	50, 83	5	1952-56	JAMES, Brandon	7	1	2011	KERBOW, Randy	18	4	1965-68
HOEL, Bob	---	1	1939	JAMES, Fred	74	1	1975	KERYCHUK, Larry	11	2	1969-70
HOFFMAN, Dalton	24	1	1965	JAMES, Jordan	---	2	1938-39	KETTLEWELL, Roger	33	1	2009
HOFFMAN-ELLIS, Alex	12	2	2016-17	JARRETT, Olanzo	45	2	2003-04	KEYES, Bobby	35	1	2009
HOLLAND, Robert	17	3	1993-95	JAUCH, Jim	9	1	1990	KEYS, Eagle	40	3	1952-54
HOLLEY, Caleb	17	1	2022	JEAN-LOUIS, Michael	93	1	2007	KEYS, Isaac	96	1	2007
HOLLIMON, Joe	29	10	1976-85	JEANTY, Rashad	55, 97	4	2003-05, 2012	KILGORE, Logan	15	1	2019
HOLLIS, Kenny	45	1	2007					KIMOFF, Bob	80	4	1955-58
HOLMES, Ben	11	1	2022	JEFFERSON, Willie	99	2	2014-15	KING, Henry	25	2	1970-71
HOLYCHUK, N.	---	1	1929	JENKINS, Joe	43	1	1984	KING, Mike	55, 59, 62, 82	8	1950-57
HOOD, Jonathan	13	1	2008	JENKINS, Michael	9	1	2005				
HOOPER, Jordan	28	4	2017-19, 2021	JOHNSON, Andrew	1	84	2015	KING, Neil	43	3	2016-18
HORTIE, Bill	53	1	1950	JOHNSON, Art	21	1	1966	KING, Pat	---	1	1949
HOSKINS, Trey	16	1	2022	JOHNSON, Belton	54	1	2012	KING, Ryan	53	8	2012-19
HOUMARD, Bob	33	1	1971	JOHNSON, Eric	55	1	1999	KINSKI, Gene	50, 61	3	1949, 1952-53
HOUSE, Rick	31, 33	4	1985-88	JOHNSON, Jason	16, 18	3	2004-06				
HOWARD, Jamar	83	1	2013	JOHNSON, Josh	26	1	2019	KINLAW, Rodney	32	1	2009
HOWARD, Marcus	91	7	2011-17	JOHNSON, Leonard	90	1	1993	KINNEY, Dale	69	1	1983
HOWARD, Ron	28	4	1985-88	JOHNSTONE, Chris	83	7	1986-92	KINNEY, Kelvin	92, 97	3	2002-04, 2012
HOWELL, Lyle	---	2	1938-39	JONES, Andrew	64	2	2014-15	KIRK, Ernie	56	2	1975-76
HOWES, Bob	53	10	1972-81	JONES, Brian	57	1	1975	KIRKLAND, Tremayne	89	1	2010
HOWLETT, Steve	89	3	1985-87	JONES, Christian	22	1	2019	KMECH, Mike	56	7	1956-62
HUBER, Max	60	1	1968	JONES, Ed	24	9	1976-84	KNECHTEL, Dave	68	1	1973
HUBERT, Henry	51, 53, 54	4	1968-71	JONES, Garrick	66	2	2008-09	KOCH, Cary	84	2	2012-13
HUCLACK, Dan	23	1	1985	JONES, Jermaine	17	1	2001	KOCH, Kyle	61	4	2009-12
HUDSON, George	56	2	2000-01	JONES, Kitwana	46	1	2009	KOINZAN, Craig	68	1	1974
HUFF, Marty	35	2	1973-74	JONES, Korey	44, 45	4	2015, 2017	KONAR, Adam	38	5	2015-18, 2022
HULL, Tom	45	1	1976	JONES, Leroy	73	2	1974-75				



PLAYER	JERSEY #	SEASONS	YEARS	PLAYER	JERSEY #	SEASONS	YEARS	PLAYER	JERSEY #	SEASONS	YEARS
KONHOWSKI, John	72	7	1974-80	LOFTUS, William	18	3	2005-07	McCOLL, Dexter	45	2	2014-15
KORTE, Mark	65	1	2022	LOGAN, Tony	32	1	2012	McCOLL, Red	---	1	1922
KOSICK, Tony	---	1	1939	LOLAR, Morris	25	3	1993-95	McCONNELL, Andrew	55, 93	3	1988-90
KOSTIN, Mike	16	1	1964	LOPEZ, Hugo	19	2	2011-12	McCORD, Quentin	80	1	2007
KOZAK, Tiger	---	1	1951	LORD, Don	81	3	1951-53	McCORMICK, Greg	90	1	1987
KRATZER, Greg	89	1	1988	LORINO, Tommy	---	1	1959	McCORVEY, Kez	85	2	2000-01
KRAUSE, Jerry	---	1	1949	LOUCKS, Don	---	2	1949-50	McCOY, Rico	43	1	2011
KRAUSNICK, Alex	54	2	2013, 2015	LOUGHREED, Peter	30	2	1949-50	McCULLOUGH, Saladin	33	1	1999
KREBS, Hal	53	1	1956	LOUIS, Claudell	91	1	2022	MCDONALD, Grant	33	1	2021
KREBS, Tom	56	1	1983	LOUIS, Cliff	58	1	2013	MCDONOUGH, Dan	42	1	1974
KRUGER, Oscar	14, 94, 96	12	1954-65	LOWERY, Joe	28	1	1976	McDOUGALL, Gerry	21	1	1967
KRUPEY, Steve	56	5	1991-95	LUCIER-SOUTH, Keisean	77	1	2022	McFIELD, Daaron	98	1	2001
KUCY, Ed	56	1	1996	LUE, Andrew	19	1	2017	MCGOWAN, George	76	8	1971-78
KUNYK, Gerald	17	1	1976	LUMSDEN, Jesse	28	1	2009	McGRATH, Joe	63	7	2004-10
KUPP, Andy	57	1	1973	LUMSDEN, Neil	32	6	1980-85	McGREAVEY, Don	---	1	1939
KWONG, Normie	15, 95	10	1951-60	LUND, Gordon	23	1	1967	McGREGOR, Bob	33	3	1972-74
L				LYLES, Jamel	22	1	2022	McKASSON, Roy	40	1	1961
LACEY, Deon	40	4	2014-16, 2022	LYON, Nafees	24	2	2021-22	McKEE, Grant	73	2	1964-65
LADLER, Kenny	37	2	2016-17	LYONS, Damion	10	4	1991-94	McKEE, Walt	33	1	1975
LaGRONE, John	40, 66	8	1967-74	LYNCH, Jordan	5	1	2015	McKENNY, Bill	22	1	1962
LAGUDA, Afolabi	22	1	2021	LYSKEWICZ, Leon	61	1	1983	McKEVER, Pharaoh	90	1	2022
LAMB, Jack	40, 41, 67	6	1955, 1960-64	M				McKILLIP, John	18	1	1968
LAMBROS, Mike	32	4	1972-75	MAAS, Jason	12	9	2000-05, 2008-10	McKINLEY, Cedric	92	2	2014-15
LANG, Brandon	96	2	2012-13	MacREADY, Derek	79	3	1996-98	McKNIGHT, Brody	14	1	2012
LANG, Stu	15	8	1974-81	MacDONALD, Ian	---	1	1939	McKNIGHT, Maurice	40	1	2018
LaPLANTE, J.	---	1	1929	MACHAN, Tom	51, 65, 67	3	64, 65, 66	McLANE, Rhett	50	3	2005-07
LAPUTKA, Tom	61	2	1975-76	MacKAY, Glenn	81	1	2012	McLAREN, Rob	44	3	1974-76
LaROSE, J.R. (Alozie)	37, 43	4	2005-08	MacKAY, Mark	91	2	2018-19	McLAURIN, Mark	49	1	2022
LASHUK, John	28, 88	7	1957-63	MacLEOD, Ian	14	4	1966-69	McLEAN, Mike	45	7	1986-92
LAURENT, Ted	94	3	2011-13	MACCORITTI, Ray	4	2	1990-91	McLEOD, Mike	18	5	1980-84
LAUVENS, Tim	75	1	1967	MACRAE, Jim	41	2	1949-50	McLEOD, Ray	55, 60	2	1953-54
LAVORATO, Pete	7	7	1975-81	MAGANAJA, David	69	1	1985	McMANUS, Danny	14	2	1996-97
LAW, Mike	27	6	1967-72	MAKONZO, Enoch	43	1	2022	McMASTER, Harry	88	1	2019
LAWLER, Kenny	89	1	2022	MAKONZO, Ethan	44	1	2022	McMILLAN, Leigh	85	3	1955-57
LAWRENCE, Alonzo	6	1	2014	MALBROUGH, Anthony	20	1	2009	McNEAL, Reggie	3	1	2011
LAWRENCE, Kendal	32	3	2014-15, 2017	MAIVEAUX, Kelly	27	1	2009	McNEIL, Pat	31	1	1978
LAWRENCE, Larry	19	1	1971	MANCHUK, Bill	75	2	1981-82	McNEIL, Scott	55	1	1995
LAWRENCE, Simoni	48	1	2012	MANDARICH, John	69, 75	6	1984-89	McNERNEY, Pat	58, 95	2	1995-96
LAYTON, Don	27	1	1975	MANKINS, Jim	19	1	1970	McVEIGH, John	46	1	1949
LeBLANC, Robert	3	2	2005-06	MANLEY, Willie	66	2	1953-54	McWHINNEY, Glenn	93	3	1952-54
LEDBETTER, Cody	9	1	1996	MANN, Maurice	86	3	2007-09	MEAKIN, Frank	---	1	1939
LEE, Jermaine	93	1	2006	MARCONTELL, Ed	50	1	1968	MEDLOCK, Justin	3, 7	1	2010
LEE, Marvin	51	1	1964	MAREFOS, Andy	---	1	1949	MEINERT, Dale	65	1	1955
LEE, Michael	8, 72	1	1994	MARKLE, Paul	70	1	1974	MENDRYK, Steve	39, 73, 86, 88, 89	9	1949-56, 1958
LEFFEBVRE, Garry	10, 11	9	1966-69, 1972-76	MARSH, Steven	13	3	2004-06	MENDEL, Matt	46	1	2022
LeFORS, Stefan	17	2	2007-08	MARSHALL, Blake	22	7	1987-93	MESKELL, Ryan	41	1	2022
LEFSBRUD, Kevin	65	4	2003-05, 2007	MARSHALL, Greg	38	3	1982-84	MESSAM, Jerome	23	2	2011-12
LEGARE, Etienne	95	3	2010-12	MARSHALL, Jalim	5, 7	1	2022	MEYERS, Fred	81, 77	2	1958-59
LEIBERMAN, Moe	---	2	1921-22	MARTIN, Billy	16	1	1965	MILANDVIC-LITRE, Ante	34	1	2022
LEMMERMAN, Bruce	10	8	1971-78	MARTIN, Errol	38, 41	6	1993-98	MILES, Jamal	3	2	2013-14
LEMON, Shawn	79	1	2012	MARTIN, Rusty	62	1	1966	MILES, Rollie	18, 82, 98	11	1951-61
LEONARD, Raphael	9, 88	1	2022	MARTIN, Willie	50	6	1973-78	MILES, Wallace	3	1	2015
LESTER, Brad	33	1	2010	MASOLI, Jeremiah	6	1	2012	MILIAN, Ted	56	6	1978-83
LETCAVITS, Jim	73	5	1958-62	MASON, Kevin	12	1	1999	MILLER, Calvin	77	1	1976
LEVENSELLER, Mike	73	5	1958-62	MASON, Miles	69	1	2013	MILLER, Charles	28	1	1975
LEWIS, Fred	25	1	2001	MASOTTI, Christian	75	1	1991	MILLER, Greg	33	1	1998
LEWIS, Loyd	75	1	1992	MASTON, Mercy	29	2	2017-18	MILLER, Henry	16	1	1981
LEWIS, Peter	60	1	1964	MATHEVY, Bil	---	1	1939	MILLER, Maurice	45	2	1996-97
LEZI, Gilles	32	1	2004	MATHERNE, Wayne	8	2	1975-76	MILLER, Mike	25, 44	5	2011-15
LIGHTEN, Desmond	55	1	2012	MATHIS, Mark	13	2	1990-91	MILLINGTON, Sean	25, 35	2	1991, 1999
LINDLEY, Earl	75, 81	4	1954-57	MAURER, Mike	19	5	2005-09	MILLS, Troy	20, 22, 33	5	1998-00, 2003
LINDSTROM, Mike	87	1	2007	MAYES, William	96	1	1999	MILTON, Aaron	28	2	2014-15
LIPPMAN, Glen	85	1	1954	MAYSON, Tom	32	2	1949-50	MINCY, Jonathon	2	1	2021
LISBON, Don	21, 24	2	1967-68	MAYSON, Vic	91, 96	2	1952-53	MISIPEKA, Keiki	30	1	2003
LLOYD, Maurice	47	2	2009-10	MAZZOLI, Nick	80	2	1995-96	MITCHELL, Eric	31	1	1993
LOCHARD, Pascal	25, 34	2	2017-18	McALLISTER, Jack	---	1	2022	MITCHELL, Bill	40, 42, 50	3	1963-65
LOCKSLEY, Kai	10	1	2022	McANDREWS, Stewart	46	1	1983	MITCHELL, Bryant	80	3	2016-18
LOFTON, Eric	68	1	2019	McCARTHY, Bob	21	1	1972	MITCHELL, Carlton	82	1	2013
				McCARTHY, Brendon	25	1	1969	MITCHELL, Derrell (Mookie)	87	3	2004-06
				McCARTY, Calvin	28, 31	13	2007-19				
				McCLENDON, Ron	5, 24	5	2004-08				

PLAYER	JERSEY #	SEASONS	YEARS	PLAYER	JERSEY #	SEASONS	YEARS	PLAYER	JERSEY #	SEASONS	YEARS
MITCHELL, Dillon	17	1	2022	O				PINESETT, Andre	91	2	1985-86
MITCHELL, Marko	3	1	2010	O'BRIEN, Danny	9	2	2017-18	PIPES, Greg	61	4	1968-72
MITCHELL, Scott	67	3	2011-13	O'BRIEN, Eddie	---	1	1939	PIRT, Bruce	---	1	1949
MITCHELL, William	41	1	1967	OCTOBER, Winston	9	4	2001-04	PIRZECK, Bill	---	1	1939
MITCHELSON, Barry	75	3	1964-66	ODOM, DeWayne	36	1	1992	PITCAITHLEY, Alan	24	2	1970-71
MOBLEY, Singor	27	9	1995-96, 2000-06	O'DONNELL, Matt	64, 66	9	2012-19, 2021	PITCHER, David	26	1	1998
MOBRA, Joe	77	3	1956-58	O'NEILL, Hugh	18, 70	6	2013, 2017-19, 2021	PITTMAN, Brandon	47	2	2018, 2021
MOGUL, Lou	---	1	1949					PITTMAN, David	20	1	2011
MOHR, Larry	22	1	1986	OJO, John	26	1	2021	PLAMONDON, Jacob	91	1	2022
MOLSTAD, Ed	60, 70, 74	6	1968-73	OKPRO, Sammy	10, 19	1	2008	PLANCKE, Larry	73	2	1968-69
MONCRIEF, Derrick	10	1	2021	OLANDER, A.	---	1	1939	PLEASANT, Reggie	6	2	1996-97
MONTAGANO, Dave	16	1	1977	OLANDER, Cliff	11	1	1982	PLESS, Willie	39	8	1991-98
MONTANA, Denis	86	1	2000	OLANDER, Steve	---	1	1939	POINTER, John	34	1	1981
MONTFORD, Joe	53	2	2005-06	OLIVER, Bobby Jack	67	1	1964	POLES, E. Greenard	25	3	1966-68
MOON, Warren	1	6	1978-83	OLIVER, Travis	23	1	1992	POLITE, Jachai	39	1	2022
MOORE, Joe	22	1	1974	OLSEN, Lance	62	2	1971-72	PORTER, Daniel	32	2	2010-11
MOORE, Ken	55	2	1949-50	OLUMBKA, Donovan	5	1	2022	POSTLER, Willie	68	1	1975
MOORE, Len	---	1	1921	ONATOLU, Kenny	44	2	2007-08	POTHER, Hector	63	12	1978-89
MOORE, Mike	96	4	2017-19, 2021	ONYEKA, Godfrey	23	2	2018-19	POTTER, Dale	30	10	1974-83
MORGAN, Brendan	71	1	2017	ORAMASIONWU, Don	93	4	2012-15	POUGH, Ernest	74	1	1980
MORGAN, Nyles	45	2	2021-22	ORANGE, Anthony	24	1	2019	POWELL, Kelvin	40	3	2002-04
MORGAN, Omarr	2	1	2007	OSASAI, Wopamo	33	1	2011	POWELL, Kevin	68	1	1988
MORRIS, Chris	60	14	1992-05	OSE-KUSI, Chris	18	2	2021-22	PRATHER, Rollin	62, 74	5	1950-54
MORRIS, Frank	52, 57	9	1950-58	P				PRATOR, Greg	82	1	2008
MORRIS, Gary	5	1	1993	PAE, Alain	97	1	2021	PREFONTAINE, Noel	7	3	2008-10
MORRIS, Greg	19	1	2015	PAFFRATH, Bob	38	3	1950-52	PRESSLEY, Butch	23	3	1964-66
MOSS, Leroy	24	2	1974-75	PAGE, Gayle	49	1	1952	PRICE, Phil	27	1	1977
MUABURE, Ese	92	1	2022	PAGE, Ted	11	1	1971	PRINGLE, Mike	20, 34	3	1992, 2002-04
MUAMBA, Cauchy	8	4	2014-17	PAINTER, Roy	19	1	1977	PRINSEN, Tim	53	5	2000-04
MUECKE, Tom	15	3	1991-93	PALMER, Miles	---	2	1921-22	PRINT, Bob	50	1	1969
MULUMBA-TSHIMANGA, Christophe	10	3	2017-19	PALMER, Paul	35	1	1963	PROVO, Dwayne	17	2	1998, 2000
MUMPHREY, Lloyd	93, 94	2	1987-88	PALLUMBS, Gary	98	2	1987-88	PRUDE, Ronnie	27	1	2021
MUNDO, Damaso	45	4	2010-13	PANARO, Carlo	51, 72	2	2003-04	PRUKOP, Dakota	14	1	2012
MUNOZ, Jose	56	1	1998	PANTAGES, Rod	80	3	1952-54	PUFFER, Neil	65	1	2010
MURPHY, Brent	96	1	1985	PAPAJ, Jim	52	1	1972	PURVIS, Deante	33	1	2013
MURPHY, Dan	3, 24	4	1991-94	PAPROSKI, Steve	65	4	1949, 1951-53	PYZER, Doug	35	1	1950
MURPHY, Montez	95	1	2008	PARKER, Byron	23	1	2009	Q			
MURPHY, Volley	73	1	1971	PARKER, Jackie	12, 91	9	1954-62	QUILLEN, Ron	16	1	1961
MURRAY, Rico	33	1	2012	PARKER, James	40	4	1980-83	QUILTER, Chuck	40, 61, 67	4	1951-53, 1961
MUSE, Don	70	1	1975	PARRICK, Jeremy	69	2	2010-11	QUONDAMATTEO, Jim	51, 53	6	1950-55
MYDELTON, Steve	59	1	2014	PARRISH Sr., Doug	14	2	1991-92	R			
MYERS, Shannon	88	2	1997-98	PARRISH Jr., Doug	16	2	2016-17	RADOVICH, Bill	---	1	1949
N				PATRICK, Chris	54	1	2011	RAGON, Randy	70	1	1977
NAMANNY, Al	16	1	1971	PAYTON, Elfrid	56	2	2002-03	RALPH, Brock	80	4	2003-06
NARRELL, Don	58	1	1950	PEACH, Greg	90	3	2009-11	RAMSAY, Brian	63	5	2011-15
NASH Jr, Harold	37	1	2004	PEARSON, Tommy	78	1	1957	RANKIN, Bill	---	1	1921
NEDD, Jason	39	1	2007	PELLEY J-Min	96	1	2022	RAY, Ricky	15	9	2002-03, 2005-11
NELSON, Charles	4	1	2022	PENDLETON, Nuygen	25	1	1992				
NELSON, Chris	92	1	2021	PERDONI, Rock	64	1	1972	RAY, Jerry	28	4	1999-02
NELSON, Cole	55, 91	2	2021-22	PERKINS, Art	24, 35	3	1967-69	RAYAM, Thomas	55	3	1996-98
NELSON, Picasso	29	1	1999	PERKINS, Ken	65, 67	1	1966	REAVES, Jordan	13	1	2022
NELSON, Roger	55, 66	13	1956-67	PERRY, Fred	41	2	2001, 2008	RECTOR, Christian	99	2	2021-22
				PERRYMAN, Ray	24	1	2007	RECTOR, Jamaica	85	3	2008-10
				PETERS, Garry	34	2	2016-17	REDELL, Bill	12	3	1964-66
				PETERSEN, Doug	94	4	1999-02	REDICK, Cornelius	79	1	1989
NEPTUNE, Teddy	39, 44	1	2002	PETERSON, Jerome	29	3	2000-02	REED, Andre	93	1	2001
NETTLES, Tom	19	2	1969-70	PETERSON, Kamau	8	4	2007-10	REED, Kavis	24	5	1995-99
NGOVI, Elie	55	3	2013-15	PETERSON, Ken	42, 60	2	1963-64	REED, Ken	56, 60	2	1963-64
NICHOLS, Matt	16	4	2011-14	PETTWAY, Kenny	99	1	2010	REESE, Albert	95	5	2000-04
NIELSEN, Steven	61	2	2021-22	PHASON, Vince	22	1	1975	REID, Jermaine	99	2	2011-12
NIETUPSKI, Ron	25	1	1960	PHILLIP, Jerry	7	1	1983	REID, Mike	13	6	2013-18
NOBLE, Morris	28	1	1974	PHILIP, Shaydon	13	1	2021	REINSON, Roger	31, 43	5	2001-05
NOEL, Llevi	80	1	2022	PHILLIPS, Al	62	1	1974	REMPPEL, Chad	46	1	2021
NOHRA, Mark	22	2	2000-01	PHILLIPS, Bobby	22	1	1999	RENFROW, Justin	58	1	2021
NORMAN, Mark	23	5	1987-91	PHILLIPS, Ken	22	1	1972	RENNIE, Bill	---	1	1939
NORMAND, Christophe	37	1	2018	PHILLIPS, Rudy	68	2	1986-87	RENNIE, Russ	---	1	1939
NORRIE, Bayne	23	8	1968-75	PICKELL, Bob	--	2	1951-52	RESTELLI, Mark	44	3	2009-11
NORRIS, Kyle	48	1	2013	PICKENS, Bob	67	1	1972	REYKDAL, John	41	2	1968-69
NOWACKI, Andrew	88	8	2004-11	PIERRE, Shea	43	1	2013	REYNOLDS, Keith	35	1	2015
NOVIKOFF, Tyrone	59	1	2013	PIERRE, Youssy	74	1	2011	RIBBINS, Peter	77	1	1977
NUGET, Jason	13, 20	3	2006, 2009-10	PILON, Marc	75	1	2002	RICHARD, Donovan	26	1	2013



PLAYER	JERSEY #	SEASONS	YEARS	PLAYER	JERSEY #	SEASONS	YEARS	PLAYER	JERSEY #	SEASONS	YEARS
RICHARDS, Jeff	24	1	2022	SCRIVER, Glen	72	2	1996, 2000	STENBERGEN, Dylan	62	2	2011-12
RICHARDS, Tom	25	5	1986-90	SEARIGHT, Jerry	---	1	1949	STEEBE, Dick	64	1	1952
RICHARDSON, Dave	51	2	1988-89	SEELEY, Blossom	---	2	1921-22	STEEVES, Jeremy	47	1	2007
RICHARDSON, Elliott	11	2	2009-10	SELLERS, Mike	33, 44, 94	3	1995-97	STEINER, Bob	56	1	1972
RICHARDSON, Jamie	5	1	1998	SEUMALO, Joe	94	1	1994	STEINHAUER, Levi	56	1	2017
RICHARDSON, Shaun	42	1	2009	SEWELL, Almondo	90	9	2011-19	STEPHENSON, Don	41	4	1958-61
RICKS, Michael	41	1	2012	SHABAZZ, Siddeeq	28, 29	2	2007-08	STERLING, Dee	96	3	2009-11
RIMSTAD, Louis	---	1	1939	SHADRACH, David	28	1	1984	STERLING, Jon	75	1	1966
RING, Justin	36	4	1999-02	SHAFFER, Craig	43	4	1985-88	STEVENSON, Bill	62	14	1975-88
RIVERS, Gerald	97	1	2018	SHARUN, Corbin	39	5	2010-14	STEVENSON, Dale	59	2	2011-12
ROBERTS, Jed	43, 76	13	1990-02	SHATZKOY, Roy	55	6	1967-72	STEVENSON, Roy	50, 51, 63, 67	8	1955-62
ROBERTSON, Darrell	72	1	2008	SHAW, Grant	11	4	2012-15	STEVENSON, Vic	63	1	1997
ROBERTSON, Patrick	87	1	2014	SHAYERS, Akeem	24	1	2015	STEWART, Duane	36	1	1998
ROBINSON, Jordan	22	2	2018-19	SHAY, Jerry	54	1	1972	STEWART, Kye	46	1	2012
ROBINSON, Lee	56	1	2012	SHELDON, Brady	42	1	2022	STEWART, Quincy	45	2	2005-06
ROBITIS, Rae	51	1	1991	SHELTON, David	19	4	1990-93	STILLER, Don	78	2	1958-59
ROBINSON, Bradley	16	2	2008-09	SHEFFIELD, Cameron	94	1	2014	STINNETTE, Jim	42	3	1964-66
ROBINSON, Durrell	88	2	2002-03	SHERITT, J.C.	47	8	2011-18	STOKES, Don	---	1	1949
ROBINSON, Junior	11	2	1987-88	SHIMAN, George	---	2	1921-22	STOLHANDSKE, Thomas	75	1	1953
ROBINSON, Lee	93	1	2011	SHINE, Willie	24	1	1966	STORME, Todd	60	2	1989-90
ROBINSON, Scott	86	4	2001-04	SHIPKA, Jim	23, 83	8	1956-63	STRICKLAND, Howard	31	2	1976-77
ROCKFORD, Jim	5	1	1991	SHOLIDICE, Derek	62	2	1996-97	STUKUS, Annis	48	3	1949-51
RODGER, Devin	68, 73	1	2004	SHORE, Nate	---	1	1949	STUKUS, Bill	36	2	1949-50
RODGERS, Kacy	22	1	2015	SHUMATE, Mark	96	1	1984	STUMON, Greg	46	1	1989
RODGERS, Tom	11	1	1961	SIGATY, Ken	15, 76	2	1964, 1966	SUDERMAN, Dick	52	1	1972
RODRIGUEZ, Prechae	18	1	2011	SIMMONS, Antonio	3	1	2021	SULLIVAN, Sean	33	1	1975
ROGERS, Adam	50	2	2009-10	SIMMONS, Brian	59	1	2015	SUTTON, H.	---	1	1929
ROGERS Jr., Glenn	26	5	1993-97	SIMMONS, Marcello	17	1	1999	SVITAK, Steve	44	1	1973
ROGERS, Joseph	83	1	1998	SIMMRIN, Randy	73	1	1980	SWAIL, Doug	31	1	1949
ROGERS, SirVincant	55	1	2021	SIMON, Don	29, 86, 94, 96	9	1949-57	SWARN, Terry	77	3	1969-71
ROLHISER, Morley	51	1	1965	SIMONISE, Rashaun	3	1	2022	SWEENEY, Istah	18	1	2013
ROMANIUK, Alex	---	1	1949	SIMPSON, Chad	10	1	2015	SWINTON, R.T.	84	1	1999
ROME, Anthony "Tag"	4	1	1984	SIMS, E.A.	74, 78	7	1962-68	SYKES, Joe	48	1	2011
ROMELO, Jean-François	4	2	2006-07	SKINNER, Chris	35	5	1984-88	SYME, Dave	9	3	1972-74
ROMERO, Dario	72, 94	4	2001, 2008-10	SKLOPAN, John	10	1	1965	T			
RORABAUGH, Chad	91	1	1998	SLEDGE, Leroy	24	1	1970	TALBOT, Andre	9	1	2010
ROSE, Jonathan	0	1	2021	SLUMAN, Ken	44	1	1949	TATUM, John	42	2	1956, 1959
ROSS, Shai	11	3	2019, 2021-22	SMALLS, Albert	17	1	2021	TAYLOR, Alex	33	1	2019
				SMART, Rod	20	1	2001	TAYLOR, Bobby	24	3	1971-73
ROTTIER, Simeon	65	6	2012-17	SMITH, Bill	70, 78	8	1956-63	TAYLOR, Brad	14	2	1985-86
ROUNDTREE, Raleigh	58	2	2006-07	SMITH, Blair	48	5	2015-19	TAYLOR, Cordell	16	2	2001, 2003
ROUYER, Maxime	35	2	2019, 2021	SMITH, Brad	86	2	2010-11	TAYLOR, Danny	19	1	1988
ROWEKAMP, Bill	74, 86	2	1953, 1956	SMITH, Frank	54	1	1954	TAYLOR, Eric	79	2	2008-09
ROY, Bill	60	2	1966, 1967	SMITH, Jamill	4, 82	2	2017-18	TAYLOR, Jeawon	16	1	2022
ROY, Jean-Simon	68	2	2017-18	SMITH, Joe-Bob	22, 82	4	1958-61	TAYLOR, Nicholas	32	2	2018-19
RUBY, Jacob	55	4	2017-19, 2021	SMITH, Tevaun	4	2	2019, 2021	TAYLOR, Reggie	26	3	1989-91
RUNGE, Dan	39	2	1984-85	SMITH, Todd	81	1	1990	TAYLOR, Steve	10	2	1989-90
RWABUKAMBA, Chris	15	3	2013-14, 2017	SMITH, Waddell	71, 83	7	1977-83	TELLA, Tony	66	1	2007
RYAN, Jon	12	1	2022	SMITH, Zeke	50	1	1963	TERCIER, Mob	---	1	1939
S				SNEIDER, Karl	75	1	1969	TERRY, Ryan	9	1	2001
SAMUELS, Eric	38	2	2013-14	SNYDER, Bill	63	1	1953	TERRIEN, Barney	50	4	1964-67
SAMUELS, Stanford	10	1	2007	SOLES, Michael	32	7	1989-95	THIBERT, James	57	1	1964
SANCHEZ, Davis	33	1	2005	SOMMERSELL, André	53, 96	1	2006	THIEL, Peter	44	1	2012
SANDJONG, Rossini	40	1	2021	SONNIER, Malik	5, 7	1	2022	THOMAS, Eddie	17	3	1991-93
SANDS, Robert	29	1	2014	SORENSEN, Justin	60	5	2014-18	THOMAS, Jeff	51	1	1993
SANDUSKY, Jim	7	7	1988, 1991-96	SOVIO, Henry	74	1	1977	THOMAS, Jim	10, 12, 14, 18, 20, 21	9	1963-71
SANTOS-KNOX, Jovan	5	1	2019	SPANACH, George	64	2	1966-67	THOMAS, Joey	31	1	2007
SANTUCCI, Angelo	23	7	1977-83	SPARENBERG, David	61	2	1985-86	THOMAS, Matthew	19	1	2022
SAULSBERRY, Christian	25	1	2022	SPENCE, Andy	---	1	1922	THOMAS, Norm	76	1	1965
SAUNDERS, John	28	1	1973	SPENCER, Randy	76	4	2003-06	THOMAS, Sam	63	1	2000
SAXELID, Kyle	56	2	2019, 2021	SPENDER, Sean	44	2	2003-04	THOMAS, Tyler	24	1	2014
SCALES, Roger	51	6	1972-77	SPOLETINI, Tony	32	2	1987-88	THOMPSON, Brandyn	24	2	2016-17
SCARBER, Sam	28, 35	3	1971-73	ST. GERMAIN, Val	57	3	1999-01	THOMPSON, Chris	24, 29	5	2007, 2010-13
SCHIAVONE, Derek	17, 29	5	2008-12	ST. PIERRE, Tim	48, 53, 55	3	2008-10	THOMPSON, Dale	7	2	1984-85
SCHUMM, Herb	61, 64, 65	3	1963-65	STAFFORD, Kenny	7, 8	2	2015, 2019	THOMPSON, Gary	19	2	1985-86
SCHUMM, Howie	18, 26	14	1959-72	STALLINGS, Ramondo	99	1	2000	THOMPSON, Greg	11	1	1971
SCOTT, Cedric	96	1	2005	STAMPS, Fred	2, 82	8	2007-14	THOMPSON, Orrin	50	2	2016-17
SCOTT, Matt	14	1	2014	STARKS, Marshall	27	1	1966	THOMPSON, Tom	15, 70, 71	3	1964-66
SCOTT, Tom	22	6	1978-83	STATEN, Ralph	38	2	2000-01	THURMAN, Mike	29	1	1987
SCOTT, Tyler	80	3	2010-12	STAUCH, Scott	33	1	1983	TOBERT, Marc	31	7	1994-2000
				STEELE, Eddie	97	3	2013-15				

PLAYER	JERSEY #	SEASONS	YEARS	PLAYER	JERSEY #	SEASONS	YEARS	PLAYER	JERSEY #	SEASONS	YEARS
TOBIN, Bill	25	2	1964-65	WATERS, Herb	26	1	2021	WINEY, Ken	26	1	1992
TOLLIVER, Jalen	88	1	2021	WATERS, Swayze	13	2	2012, 2017	WINKEL, Jarred	35	2	2006-07
TOMPKINS, Tony	14	3	2005-07	WATKINS, Larry	67	5	1972-76	WINN, Marcus	40	2	2005-06
TOONEY, Cliff	6	5	1984-88	WATKINS, Patrick	9	2	2014-15	WISE, Myron	4, 81	1	1998
TONE, Jim	74	1	1960	WATSON, Corey	18	3	2015-17	WOJT, Greg	66, 69	5	2009-12, 2015
TOWNS, Tom	20	10	1975-84	WATSON, Dave	56	1	1965	WOOD, Duane	15	1	1966
TRAVIS, Peter	41	4	1970-73	WATSON, Ken	16	1	1999	WOODCOCK, Pat	6	2	2006-07
TREFTLIN, Jeff	2	2	1984-85	WATSON, Tre	7, 33	1	2022	WOODLOCK, Gerry	---	1	1949
TRULL, Don	9	2	1970-71	WAYNE, Clinton	93	3	2004-05, 2008	WOODMAN, Josh	37	4	2016-18, 2021
TUCK, James	49	3	2017, 2019, 2021	WEATHERALL, Jim	63	1	1954	WOODRUFF, Cowboy	20	1	1960
TUCKER, Jason	83	7	2002-08	WEATHERBIE, Charlie	11	1	1979	WOODS, Chris	74	2	1984-85
TUCKER, Phil	53	1	1968	WEINBERG, Joe	88	1	1991	WOODS, Tony	91	3	1993-95
TUJINEI, Tom	60, 88, 90	6	1982-87	WEIR, Rob	81	1	1996	WORMAN, Rick	15	2	1988-89
TULLY, Ted	42, 50, 51, 53, 70, 84	12	1950-58, 1960-62	WELCH, Morgan	35	1	2001	WOROBEC, Joe	54	4	1973-76
TURNER, Charlie	60	8	1971-78	WELLS, Rio	19	2	1998-99	WOYAT, John	86	3	1965-57
TYLER, Devin	58	2	2011-12	WESLEY, De'Andre	65	1	2021	WRIGHT, Charles	11	1	1994
TYNE, Malik	31	2	2021-22	WEST, Dave	97, 99	2	1954-55	WRIGHT, James Earl	20	1	1963
U				WEST, Pat	---	1	1949	WRIGHT, Keith	71	2	1989-90
UNAMBA, Don	0	1	2019	WESTON, Kade	75	1	2012	WROTEN, Claude	96	1	2012
UPTON, Eric	57	10	1976-85	WHELAN, Greg	77	1	2009	WRUCK, Larry	47	12	1985-96
USHER, Nick	75	2	2018-19	WHITE, Alan	15	1	1962	WYDARENY, John	15	7	1966-72
V				WHITE, Pat	5	1	2014	Y			
VALQUETTE, Earl	52	1	1950	WHITE, John	71	1	1963	YANCY, Vic	---	2	1921-22
VANDERVOORT, Danny	83	2	2021-22	WHITE, John	30	5	2013-17	YAO, Pierre-Luc	35	1	2008
VAN HOFWEGEN, Harry	90	1	1998	WHITE, Reggie	20	1	2004	YATCHEK, Vince	---	1	1939
VAN, Travon	5	1	2017	WHITEHOUSE, Dounia	29	1	2003	YATES, Rykeem	99	1	2017
VANDENBOS, Pieter	41	1	1983	WHITLOCK, Arkee	36	3	2009-11	YOUNG, Glen	55	4	2002-05
VARGAS, Chris	16	2	1994-95	WHITTLE, Leroy	21	1	1964	YOUNG, Marcell	23	5	2013-17
VASSOS, Don	18	1	1963	WHYTE, Sean	6	6	2015-19, 2021	YOUNG, Trey	3	1	2008
VAUGHN, Terry	3	6	1999-04	WICKLUM, Mike	20	1	1964	YOUNG, Willie	60	1	1970
VAVRA, Greg	18	1	1988	WILDER JR, James	32	2	2021-22	YOUNGER, Jordan	26	1	2008
VELLA, Len	67	2	1962-63	WIGGINS, Brian	80	1	1998	Z			
VERCHEVAL, Pierre	54	5	1988-92	WILKERSON, Gary	20	1	1995	ZABRANSKY, Jared	5	2	2009-10
VESSELS, Billy	97	1	1953	WILKINSON, Tom	12	10	1972-81	ZACHARKO, Dave	45	1	1979
VICKERS, Kendal	97	1	2019	WILLIAMS, Ben	93	1	2000	ZACHERY, James	92	3	1985-87
VIAMONTES, Diego	89	2	2019, 2021	WILLIAMS, Brett	91	4	1988-91	ZALESKI, Slater	74	1	1988
VISNESKIE, Merv	22	1	1971	WILLIAMS, Brian	32	1	2013	ZEIGLER, Toby	9	1	2006
VOLCAN, Mike	64	10	1955-64	WILLIAMS, Calvin "C.I."	33	1	1998	ZIVCOVICH, Lou	62	1	1965
VOLPE, Jeff	18	1	1986	WILLIAMS, Darius	29	1	2021	ZOCK, Bill	62	4	1951-54
W				WILLIAMS, David	80	1	1991	ZYLSTRA, Brandon	83	2	2016-17
WALD, Mark	44	2	1980-81	WILLIAMS, D'haquille 'Duke'	81	2	2017-18				
WALDEN, Bobby	21	3	1961-63	WILLIAMS, Gemara	3, 6	1	2009				
WALDEN, Jim	15, 18	1	1962	WILLIAMS, Henry "Gizmo"	2	14	1986-88, 1990-00				
WALKER, Art	50	7	1955-61	WILLIAMS, Isaiah	84	1	2014				
WALKER, Bill	75	3	1956-58	WILLIAMS, John	27	1	1974				
WALKER, Brian	3, 29	2	2019, 2021	WILLIAMS, Julius	97	2	2011-12				
WALKER, Dave	70	2	1971-72	WILLIAMS, Keith	20	1	2008				
WALKER, Derel	87	6	2015-18, 2021-22	WILLIAMS, Lenny	9	3	2007-09				
WALKER, James	70	1	1971	WILLIAMS, Michael	10, 14	2	1982-83				
WALKER, Jimmy	61	1	1979	WILLIAMS, Nigel	82	1	2000				
WALKER, Mike	61	2	1990-91	WILLIAMS, Rod	37	3	2010-12				
WALLING, Brian	34	8	1988-95	WILLIAMS, Rodney	12	1	2006				
WALLS, Lenny	27	1	2010	WILLIAMS, Ronald	20, 24	2	2001-02				
WALLS, Tyrone	75	5	1972-76	WILLIAMS, Roosevelt	37	1	2006				
WALTER, Ken	54	3	1981-83	WILLIAMS, Shomari	97	1	2015				
WALTERS, Harry	38	1	1980	WILLIAMS, Terry	5	1	2021				
WALTERS, Rick	11, 13	5	1999-03	WILLIAMS, Troy	8	1	2019				
WALTERS, Trent	17, 19	2	1966-67	WILLIAMS, Wendell	4	1	1982				
WALTON, Jonathan	38	1	2019	WILLIS, Larry	80	1	1990				
WARD, Eric	13	1	2011	WILLIS, Odell	41	5	2013-17				
WARKENTIN, Ted	73	1	1971	WILLSEY, Ray	92	3	1953-55				
WARNER, Ron	99	1	2007	WILSON, Antonio	54	1	2004				
WARREN, Brian	38	3	1987-89	WILSON, Don	20, 24, 25	6	1987-89, 1993-94, 1998				
WARRINGTON, Don	21	9	1972-80	WILSON, John	42	1	1968				
WASHBURN, Cliff	69	1	2011	WILSON, Mike	67	2	1979-80				
WASHINGTON, Keith	73	1	1985	WILSON, Terry	22, 70	4	1964-67				
WASHINGTON, Larry	32	2	1977-78	WILTSHIRE, Kelly	31	2	2005-06				
WASHINGTON, Tony	58	5	2014-17, 2022								
WASHINGTON, Trumaine	8	1	2021								



EDMONTON ELKS CHEER TEAM

The Edmonton Elks Cheer Team is a combined acrobatic stunt, and technical dance team. The team consists of 43 athletes that dedicate hundreds of hours of training to provide exceptional entertainment for Elks fans.

The Edmonton Cheer Team was the first professional cheer team to introduce male athletes in 1986. By 1996, the male contingent on the cheer team had grown to 16 members strong and remains a dominant force on the team today. These male athletes were instrumental in the introduction of acrobatic stunting to the cheer team in 1990. Now, more than 30 years later, the Elks Cheer Team continues to be a powerhouse in acrobatic stunting, which complements their exceptional dance team and their crowd-leading abilities. They are proud to have paved the way for male athletes and stunt teams in professional cheer.

Outside of practices and games, they spend countless hours in the community performing at events, volunteering with various charitable organizations, and working with youth in the community. Every year they culminate the season with a team trip to the Grey Cup, performing at numerous functions, representing the Edmonton Elks Football Club and the City of Edmonton. Year after year, they live up to their moniker "The Pride of the CFL" and continue to provide first class entertainment for fans across North America. These athletes are proud of their success and love what they do.




@GoElksCheer



EDMONTON ELKS DRUMLINE

Formed in 2018, the Edmonton Elks Drumline brings unforgettable and exciting entertainment to Edmonton Elks home games and community events. Presented by Northern Empire Performing Arts, the 13-member Elks Drumline is comprised of bass drums, tenor drums and snare drums and provides pulsating rhythms and drum cadences to fans everywhere. Fans can catch the Edmonton Elks Drumline in the tailgate party before all Elks home games, throughout the concourse, and in the stadium during the game.



For more information on the Elks Entertainment Teams, check out www.goelks.com/entertainment-teams



MEDIA INFORMATION

CONTACT

HERNAN SALAS | Coordinator, Communications and Media Relations
hernan.salas@guelks.com

EVAN DAUM | Senior Manager, Marketing and Communications
evan.daum@guelks.com

ACCREDITATION

Single-game requests must be made at least 72 hours prior to game day via email to Hernan Salas (hernan.salas@guelks.com).

ELKS PRESSROOM

To access all media releases and advisories, visit press.guelks.com

BROADCAST RIGHTS HOLDERS

TSN/RDS has exclusive access and video broadcast rights for all CFL games. No other media outlets are permitted to film video inside the stadium on game day without the prior written permission from the CFL and TSN/RDS.

LIVE STREAMING AT CFL STADIUMS/GAMES

The CFL strictly prohibits media from mobile live streaming (e.g., Periscope, Meerkat) inside CFL stadiums during all pre-season, regular season, and playoff games, including the Grey Cup. Any live streaming inside the stadium on game-day until the final whistle is expressly prohibited. This includes all areas of the stadiums inside the bowl: on-field play, pre-game warmups, special on-field ceremonies, TV timeouts, spectator areas, press box and any pre-game or half-time shows.

Media are strictly prohibited from live streaming any portion of a CFL team practice. Any pre/post practice availabilities will be banned unless they receive permission from the team's communications department. Live streaming of pre/post-game interviews or any media availabilities that are accessible and opened to multiple news outlets will be prohibited unless they receive permission from the team's communications department.

ACCESS TO PLAYERS AND COACHES

All player and coach interviews must be arranged by contacting the Elks communication contact Hernan Salas. Players and coaches are also available daily following practice at the times noted in the practice schedule.

ATTENDING PRACTICE

Media will receive a practice schedule weekly. All practices are open to the media unless otherwise noted. During the 2023 season, media are permitted to watch practice from the Bryan Hall Media Centre. Photographers and camera operators are permitted to shoot from the track or the west sidelines.

POST-PRACTICE AVAILABILITIES

The head coach will be available after practice outdoors at field level (indoors due to weather).

Following the head coach interview, media will have access to players. Interviews can be staged outdoors, or inside the player's lounge.

FILMING PRACTICE

Filming times will be distributed to media weekly with the practice schedule. ENG cameras are welcome to film from the west sidelines at Commonwealth Stadium and from the south sidelines in the field house during these designated periods. All broadcast equipment must be removed from the practice field immediately after the designated filming periods. Broadcast media may be asked to turn off their cameras at the discretion of coaches or communications staff during the filming time. Camera personnel may not enter the playing field, unless permission has been granted.

PHOTOGRAPHY

Sideline photography during Elks practices and home games is limited to working media on assignment from a recognized outlet. Working media credentials must be displayed at all times. Additional photographers will have access to other shooting locations.

POST-GAME MEDIA AVAILABILITY

Prior to proceeding to their respective locker rooms, select players are made available for media interviews on the field following the conclusion of the game for a maximum of five minutes. Non-rights holders cannot interject a live interview being conducted by a broadcast rights holder. Non-rights holders cannot simultaneously interview any player(s) that are being interviewed live by the broadcast. Approximately 15 minutes after the final whistle the head coach and players will be available for a post-game media conference. **Following home games, media will have access to players in the dressing room for approximately 10 minutes. Post-game availability with the head coach will take place in the players' lounge.**

GAME DAY MEDIA ENTRANCE

The Bryan Hall Media Centre is located on the west side of Commonwealth Stadium just north of Section C on the concourse level. Media is to enter through the Gate 2 pass gate. Bags will be checked and tagged.

MEDIA CENTRE INFORMATION

The Bryan Hall Media Centre is for working members of the media only. Media centre telephone numbers: (780) 471-4034, (780) 479-0702.

DATA INTEGRITY PROTECTION

Except for editorial or non-commercial use (which is permitted), you shall not, whilst in Commonwealth Stadium, use any electronic device to record or transmit any audio, visual or audio-visual material or any information or data concerning the progress, conduct or any other aspect of any Football for betting activities, unlicensed commercial activities or any other purposes in contravention of these terms and conditions, unless authorised or permitted to do so by the CFL. You may use mobile phones for strictly personal and private use.

Any and all intellectual property rights in any unauthorised recording or transmission is assigned (by way of present assignment of future rights) to the CFL. You further agree (if and whenever required to do so by the CFL) to promptly execute all instruments and do all things necessary to vest the right, title, and interest in such rights to the CFL absolutely and with full title guarantee.

If you fail to comply with these terms and conditions, you may be refused entry to or evicted from Commonwealth Stadium.



SEATING MAP



STADIUM MAP



OUR TEAM.

OUR CITY.